



US00D831695S

(12) **United States Design Patent**  
**Chuang et al.**

(10) **Patent No.:** **US D831,695 S**

(45) **Date of Patent:** **\*\* Oct. 23, 2018**

(54) **DISPLAY SCREEN WITH ANIMATED GRAPHICAL USER INTERFACE**

(71) Applicant: **AVISION INC.**, Hsinchu (TW)

(72) Inventors: **Kai-Chieh Chuang**, Hsinchu (TW);  
**Ting-Kuo Chu**, Zhubei (TW);  
**Hsin-Chen Lee**, Hsinchu (TW);  
**Yu-Ling Chen**, Hsinchu (TW);  
**Yung-Ting Hsu**, Hsinchu (TW)

(73) Assignee: **Avision Inc.** (TW)

(\*\*) Term: **15 Years**

(21) Appl. No.: **29/617,939**

(22) Filed: **Sep. 18, 2017**

**Related U.S. Application Data**

(63) Continuation-in-part of application No. 29/552,018, filed on Jan. 19, 2016.

(51) **LOC (11) Cl.** ..... **14-04**

(52) **U.S. Cl.**  
USPC ..... **D14/488**

(58) **Field of Classification Search**  
USPC ..... D14/485-495  
CPC ..... G06T 13/00; G06T 13/80; G06F 3/04845  
See application file for complete search history.

(56) **References Cited**

**U.S. PATENT DOCUMENTS**

D450,059 S \* 11/2001 Itou ..... D14/489  
8,874,665 B2 \* 10/2014 Peterson ..... G06F 3/04817  
709/203

D733,162 S \* 6/2015 Aoshima ..... D14/485  
D738,396 S \* 9/2015 Kenmochi ..... D14/488  
D741,359 S \* 10/2015 Ji-Hye ..... D14/488  
D746,852 S \* 1/2016 Zhou ..... D14/487  
D747,326 S \* 1/2016 Lim ..... G06F 3/04817  
D14/485  
D759,086 S \* 6/2016 Aoshima ..... D14/487  
D762,711 S \* 8/2016 Zhang ..... D14/488  
D772,919 S \* 11/2016 Jiang ..... D14/487  
D777,755 S \* 1/2017 Beaty ..... D14/486

\* cited by examiner

*Primary Examiner* — *Richelle G Shelton*

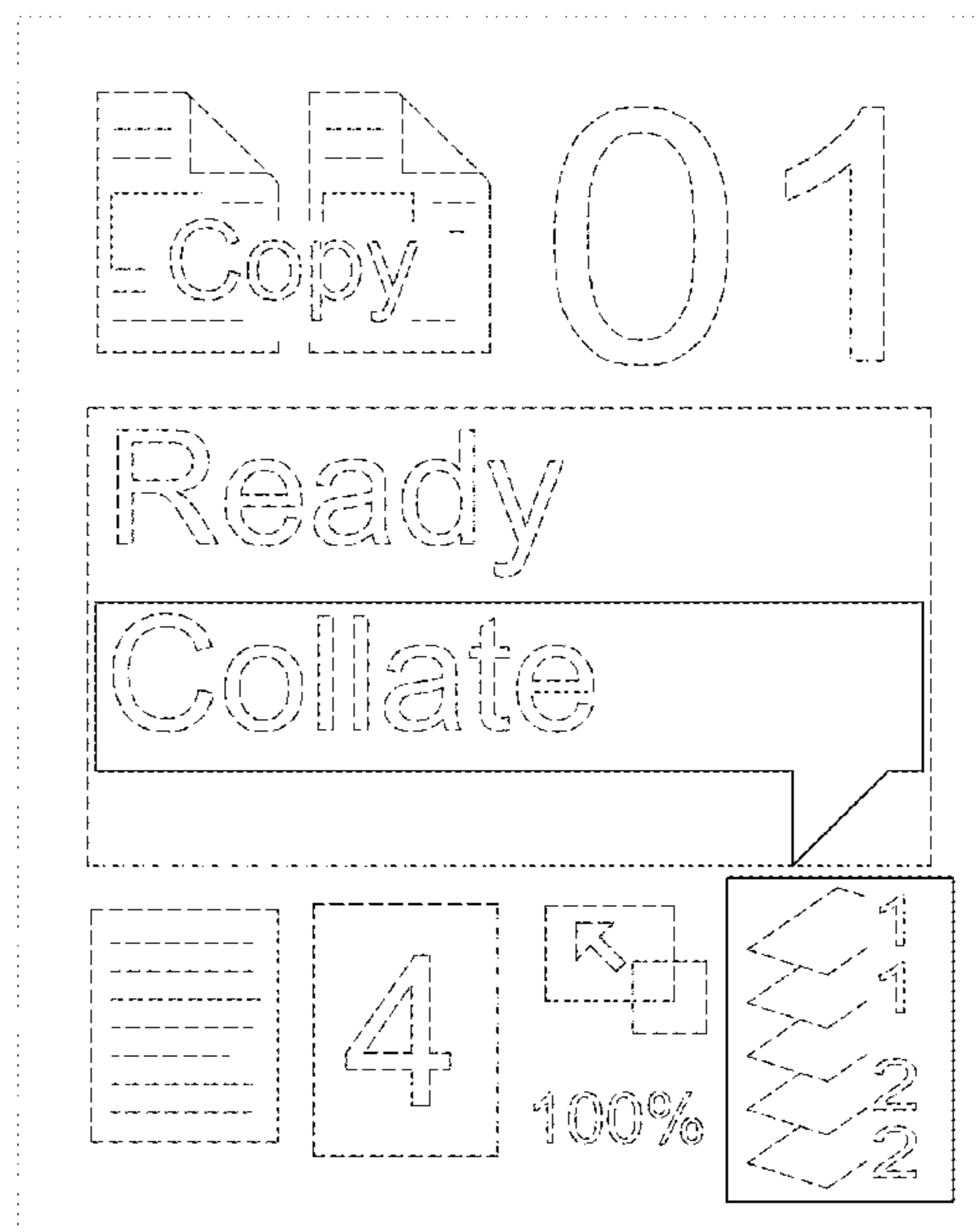

(57) **CLAIM**

The ornamental design for “display screen with animated graphical user interface,” as shown and described.

**DESCRIPTION**

FIG. 1 is a front view of a display screen with animated graphical user interface;  
FIG. 2 is a front view of a second image thereof;  
FIG. 3 is a front view of a third image thereof; and,  
FIG. 4 is a front view of a fourth image thereof.  
The dot-dash broken line represents the display screen and forms no part of the claimed design. The remaining broken lines represent elements of the graphical user interface and form no part of the claimed design.  
The appearance of the transitional image sequentially transitions between the images shown in FIGS. 1-4. The process or period in which one image transitions to the next forms no part of the claimed design.

**1 Claim, 4 Drawing Sheets**






FIG. 1

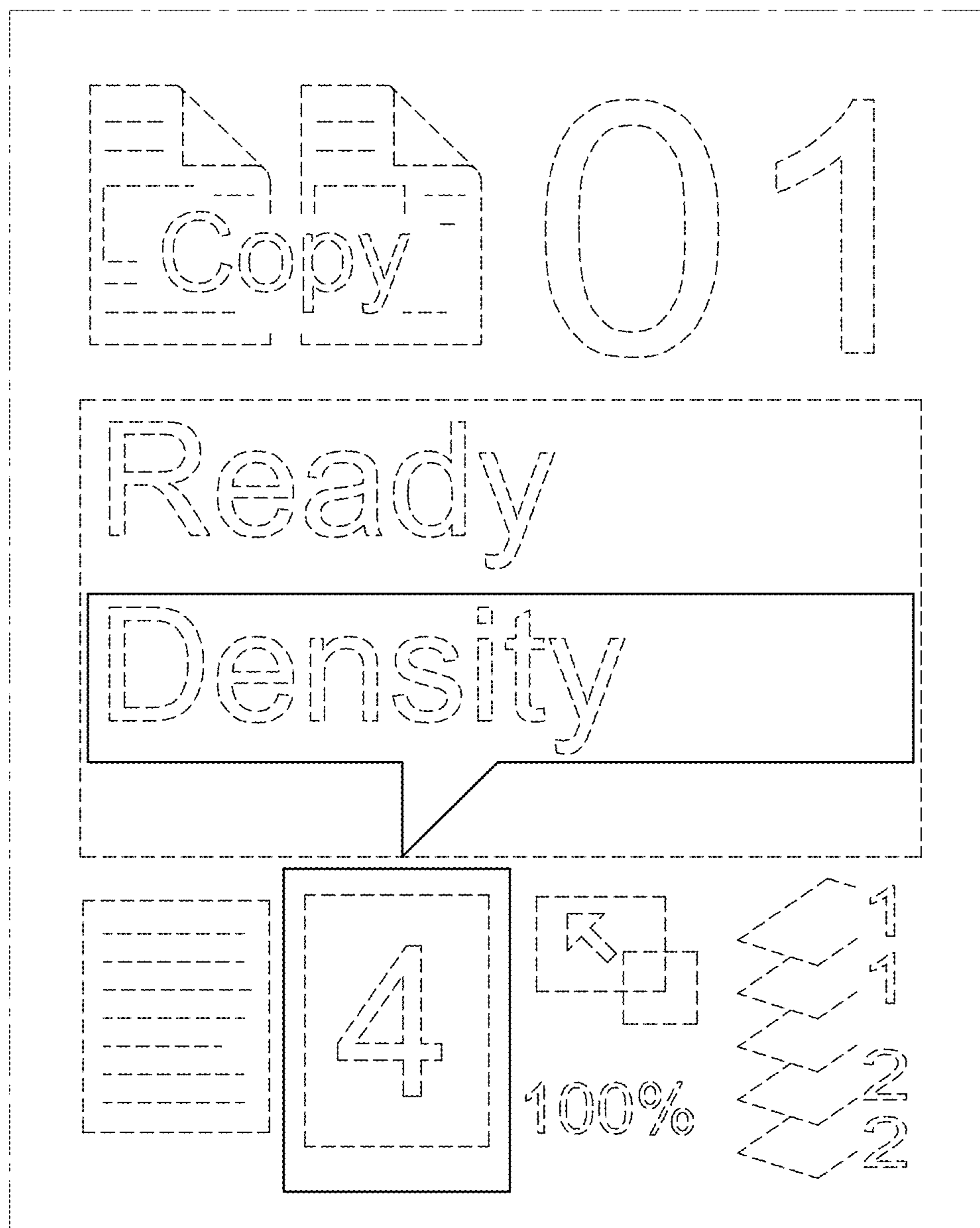


FIG. 2




FIG. 3




FIG. 4