



US00D831657S

(12) **United States Design Patent**
Shim

(10) **Patent No.:** **US D831,657 S**
(45) **Date of Patent:** **** Oct. 23, 2018**

(54) **EXTERNAL SSD STORAGE DEVICE**

(71) Applicant: **SAMSUNG ELECTRONICS CO., LTD.**, Suwon-si (KR)

(72) Inventor: **Hyung Sup Shim**, Hwasung-si (KR)

(73) Assignee: **SAMSUNG ELECTRONICS CO., LTD.**, Suwon-si (KR)

(**) Term: **15 Years**

(21) Appl. No.: **29/601,661**

(22) Filed: **Apr. 25, 2017**

(30) **Foreign Application Priority Data**

Nov. 11, 2016 (KR) 30-2016-0054474

(51) **LOC (11) Cl.** **14-02**

(52) **U.S. Cl.**

USPC **D14/435**; D14/356; D14/348; D14/363

(58) **Field of Classification Search**

USPC D14/300-302, 314, 348-370, 383-385, D14/435, 496, 125, 135, 155, 240-242, D14/299, 474, 203.1, 203.3, 203.4, 432, D14/433, 436, 440, 250; D13/103, 107, D13/108, 110, 119, 158, 162, 184, 199; D3/276, 294

CPC ... G11B 33/027; G11B 33/122; G11B 33/124; G11B 33/00; G11B 33/02; G11B 33/022; G11B 33/025; H05K 5/00; H05K 5/0213

See application file for complete search history.

(56) **References Cited**

U.S. PATENT DOCUMENTS

D427,193 S * 6/2000 Fedele D14/348
D484,497 S * 12/2003 Alviar D14/240
D487,470 S * 3/2004 Cobigo D10/104.1
6,724,621 B1 * 4/2004 Liang G11B 25/043
361/679.33
D492,321 S * 6/2004 Farrar D14/435

D522,520 S * 6/2006 Hsu D14/480.6
D533,894 S * 12/2006 Chan D18/7
D554,502 S * 11/2007 Hoffman D9/432
D597,067 S * 7/2009 Oh D14/203.7
D617,776 S * 6/2010 Hightower D14/204
D618,237 S * 6/2010 Wang D14/356
D618,240 S * 6/2010 Larmour D14/230
D629,399 S * 12/2010 Camarena D14/356
D641,363 S * 7/2011 Dublin D14/356
D647,866 S * 11/2011 Chen D14/125
D649,946 S * 12/2011 Do D14/125
D675,434 S * 2/2013 Vernall D3/294
8,462,460 B1 * 6/2013 Szeremeta G11B 33/025
360/97.19
D707,667 S * 6/2014 Kono D14/240
D710,816 S * 8/2014 Koh D14/138 G
D711,359 S * 8/2014 Marzynski D14/240
D724,577 S * 3/2015 Yamazaki D14/341

(Continued)

Primary Examiner — Susan B Hattan

Assistant Examiner — Marie D Fast Horse

(74) *Attorney, Agent, or Firm* — Sughrue Mion, PLLC

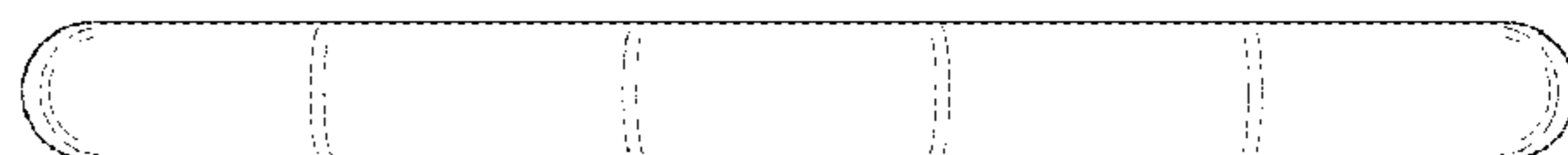
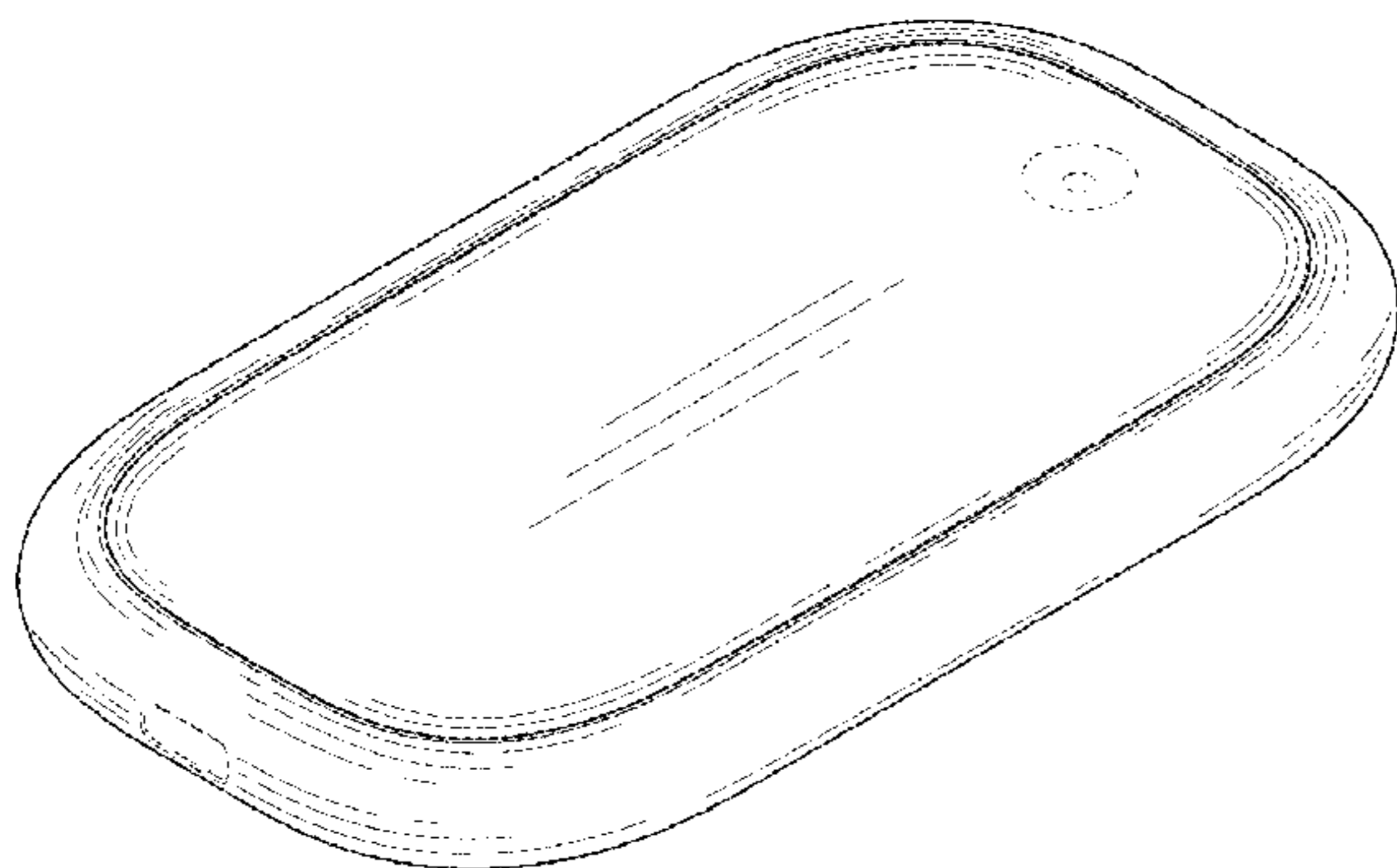
(57) **CLAIM**

The ornamental design for an external SSD storage device, as shown and described.

DESCRIPTION

FIG. 1 is a perspective view of an external SSD storage device showing my new design;
FIG. 2 is a front view thereof;
FIG. 3 is a rear view thereof;
FIG. 4 is a left side view thereof;
FIG. 5 is a right side view thereof;
FIG. 6 is a top plan view thereof; and,
FIG. 7 is a bottom plan view thereof.
The broken lines in the drawings depict portions of the external SSD storage device that form no part of the claimed design.

1 Claim, 5 Drawing Sheets



(56)

References Cited

U.S. PATENT DOCUMENTS

D725,591	S *	3/2015	Chien	D13/103
D733,713	S *	7/2015	Shim	D14/435
D751,071	S *	3/2016	Kurata	D14/365
D753,639	S *	4/2016	Marzynski	D14/240
D756,995	S *	5/2016	Yamazaki	D14/341
D757,713	S *	5/2016	Yamazaki	D14/341
D760,223	S *	6/2016	Peng	D14/363
D763,209	S *	8/2016	Park	D14/125
D763,251	S *	8/2016	Yamazaki	D14/341
D765,073	S *	8/2016	Niizawa	D14/356
D769,231	S *	10/2016	Kwak	D14/242
D777,724	S *	1/2017	Sterzick	D14/348
D784,257	S *	4/2017	Liden	D13/103
D803,833	S *	11/2017	He	D14/385
2011/0141682	A1 *	6/2011	Chen	G11B 33/025 361/679.33
2012/0050977	A1 *	3/2012	Lai	G06F 1/187 361/679.33

* cited by examiner

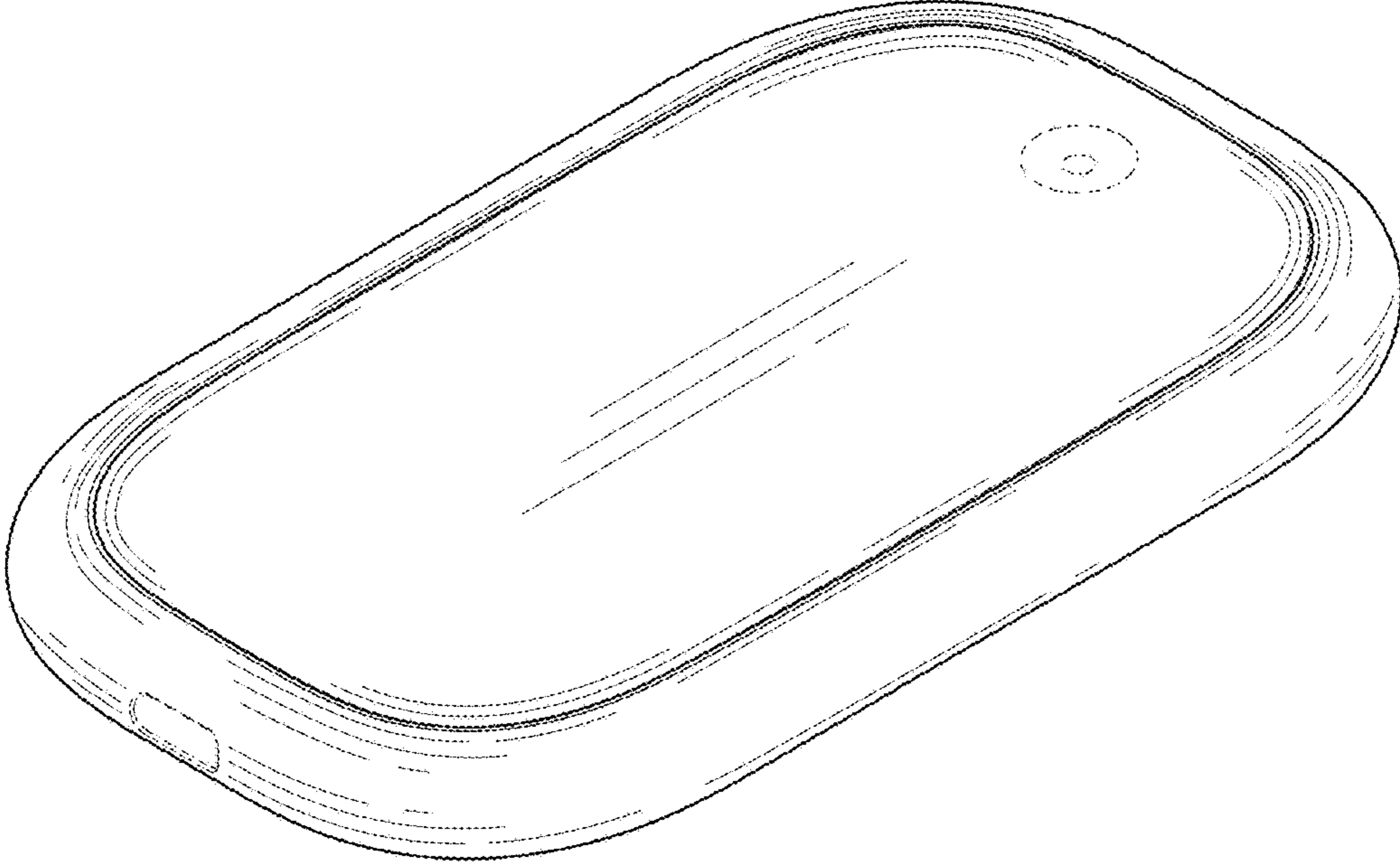


FIG. 1

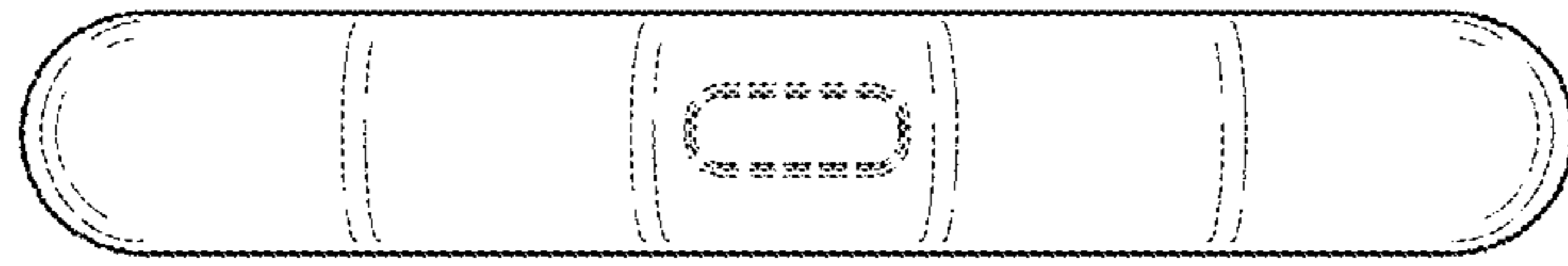


FIG. 2




FIG. 3



FIG. 4



FIG. 5




FIG. 6

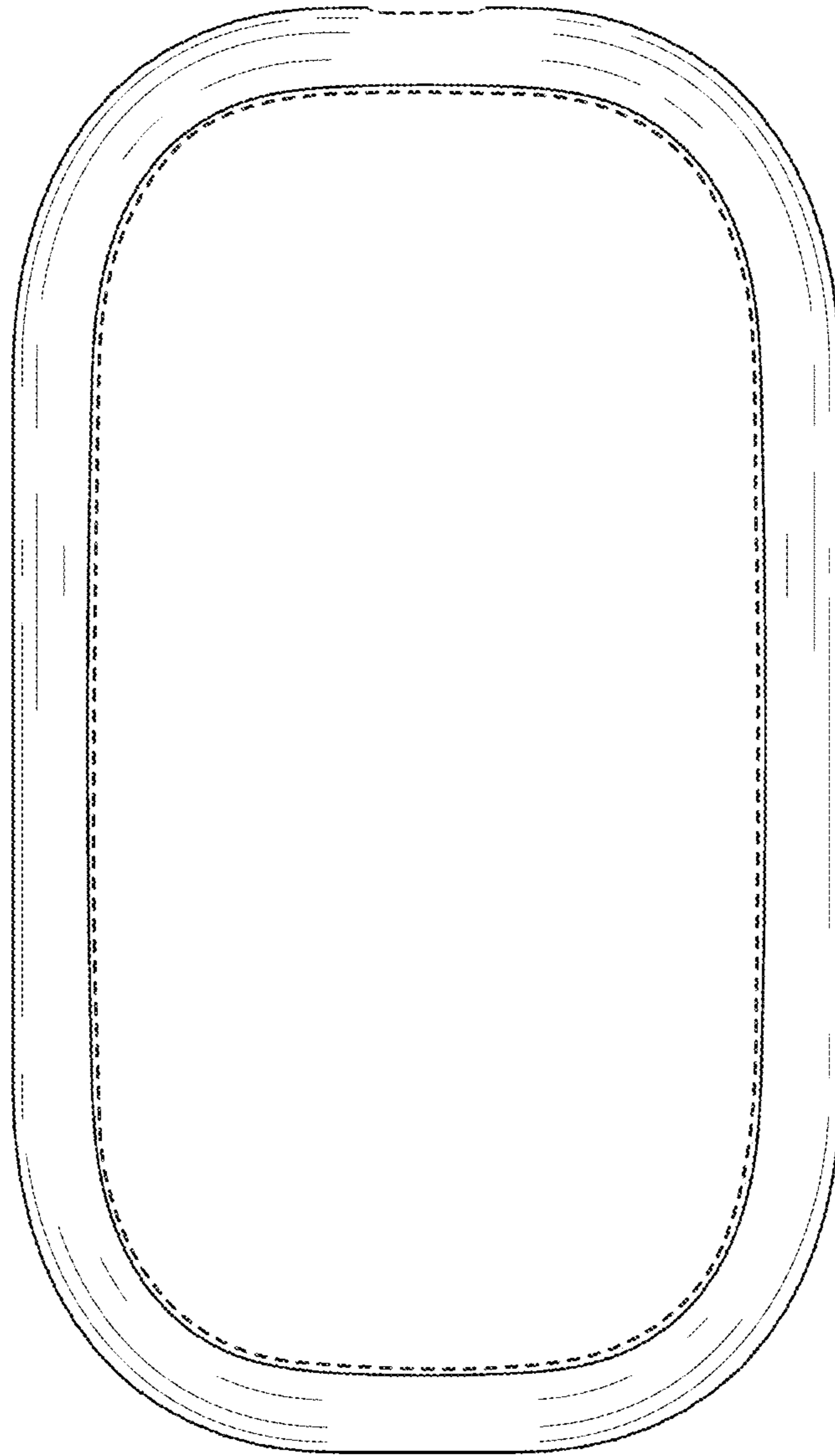


FIG. 7