



US00D831615S

(12) **United States Design Patent**  
**Matsubayashi**

(10) **Patent No.:** **US D831,615 S**  
(45) **Date of Patent:** **\*\* Oct. 23, 2018**

(54) **CONTROLLER FOR DIGITAL AUDIO  
PLAYER**

(71) Applicant: **Pioneer DJ CORPORATION,**  
Yokohama-shi, Kanagawa (JP)

(72) Inventor: **Yuusuke Matsubayashi,** Tokyo (JP)

(73) Assignee: **Pioneer DJ CORPORATION,**  
Yokohama-shi, Kanagawa (JP)

(\*\*) Term: **15 Years**

(21) Appl. No.: **29/577,771**

(22) Filed: **Sep. 15, 2016**

(30) **Foreign Application Priority Data**

Jun. 6, 2016 (JP) ..... 2016-012015

(51) **LOC (11) Cl.** ..... **14-03**

(52) **U.S. Cl.**  
USPC ..... **D14/217**

(58) **Field of Classification Search**

USPC ..... D14/217, 257, 258, 434, 496, 162, 167,  
D14/175, 188, 196-198

CPC ..... G10H 1/0066; G10H 1/0008; G10H  
2220/106; G10H 1/32; G10H 2220/096;  
G10H 2230/015; G10H 1/38; G10H  
1/0091; G10H 2210/125; G10H 1/34;  
G10H 1/348; G10H 1/02; G10H 1/46;  
G10H 1/0025; G10H 2210/066; G10H  
2220/201; G10H 2220/241; G10H  
2240/211; G10H 7/008; G10H 7/02;  
G10H 1/0058; G10H 2230/021; G10H  
3/146; G10H 7/00; G10H 1/00; G10H  
1/28; G10H 1/342; G10H 1/36; G10H  
1/383; G10H 2210/081; G10H 2210/095;  
G10H 3/188; G10H 1/0033; G10H  
1/0083; G10H 1/0575; G10H 1/06; G10H  
1/18; G10H 1/386; G10H 2220/101

See application file for complete search history.

(56) **References Cited**

U.S. PATENT DOCUMENTS

D574,364 S \* 8/2008 Anthony ..... D14/217  
D609,219 S 2/2010 Ito  
D609,220 S 2/2010 Ito  
D643,411 S \* 8/2011 Siegrist ..... D14/217

(Continued)

OTHER PUBLICATIONS

U.S. Appl. No. 29/577,764, filed Sep. 15, 2016, Yuusuke Matsubayashi.  
(Continued)

*Primary Examiner* — Ian Simmons

*Assistant Examiner* — Khawaja Anwar

(74) *Attorney, Agent, or Firm* — Drinker Biddle & Reath  
LLP

(57) **CLAIM**

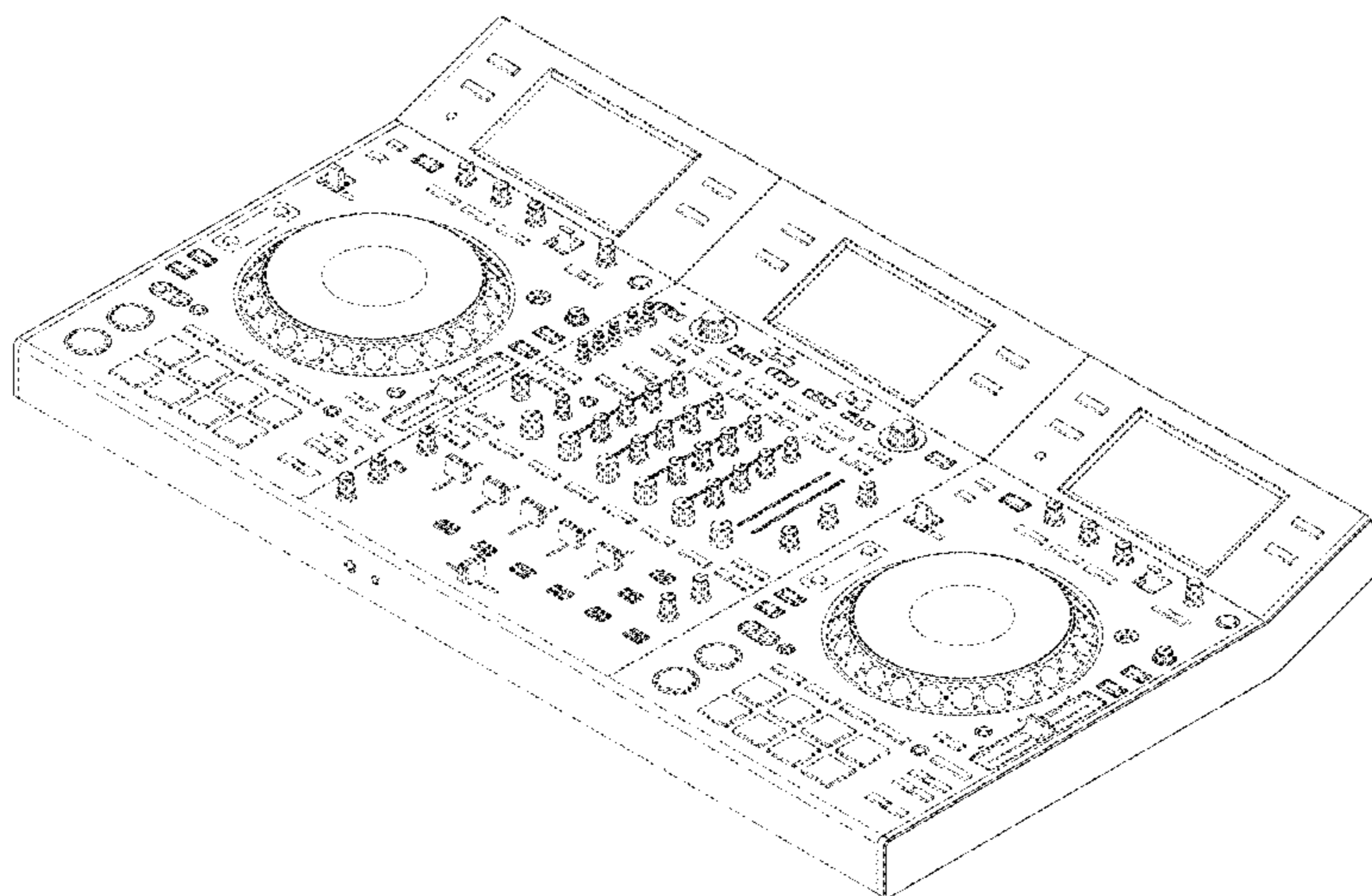
I claim the ornamental design for a controller for digital  
audio player, as shown and described.

**DESCRIPTION**

FIG. 1 is a perspective view of a controller for digital audio  
player showing my new design;  
FIG. 2 is a front view thereof;  
FIG. 3 is a rear view thereof;  
FIG. 4 is a left-side view thereof;  
FIG. 5 is a right-side view thereof;  
FIG. 6 is a top view thereof;  
FIG. 7 is a bottom view thereof;  
FIG. 8 is an enlarged sectional view taken in at line 8-8 of  
FIG. 3; and,  
FIG. 9 is an enlarged sectional view taken at line 9-9 of FIG.  
7.

The broken lines shown in drawings represent unclaimed  
portions of the controller for digital audio player and form  
no parts of the claimed design.

**1 Claim, 9 Drawing Sheets**



(56)

**References Cited**

U.S. PATENT DOCUMENTS

D665,778	S	8/2012	Langlois	
D680,519	S	4/2013	Ito	
D692,414	S	10/2013	Ito	
D717,278	S	* 11/2014	Amiya .....	D14/217
D721,353	S	1/2015	Money et al.	
D723,006	S	* 2/2015	Pat .....	D14/217
D741,298	S	* 10/2015	Lintz .....	D14/217
D747,699	S	* 1/2016	Mattioli .....	D14/217
D748,607	S	2/2016	Ito	
D760,196	S	6/2016	O'Donnell et al.	
D763,219	S	* 8/2016	Engelke .....	D14/151
D765,620	S	9/2016	Kitamura	
D771,020	S	11/2016	O'Donnell et al.	
D772,200	S	11/2016	Tschetter et al.	
D772,836	S	* 11/2016	Engelke .....	D14/151
D776,088	S	* 1/2017	Karpowicz .....	D14/217
D780,161	S	* 2/2017	Kimura .....	D14/217
D780,718	S	3/2017	Jackson et al.	
D783,001	S	4/2017	Tschetter et al.	
D795,840	S	8/2017	Kuramoto	
D796,481	S	9/2017	Kuramoto	

OTHER PUBLICATIONS

U.S. Appl. No. 29/577,766, filed Sep. 15, 2016, Yuusuke Matsubayashi.

U.S. Appl. No. 29/577,772, filed Sep. 15, 2016, Yuusuke Matsubayashi.

\* cited by examiner

FIG. 1

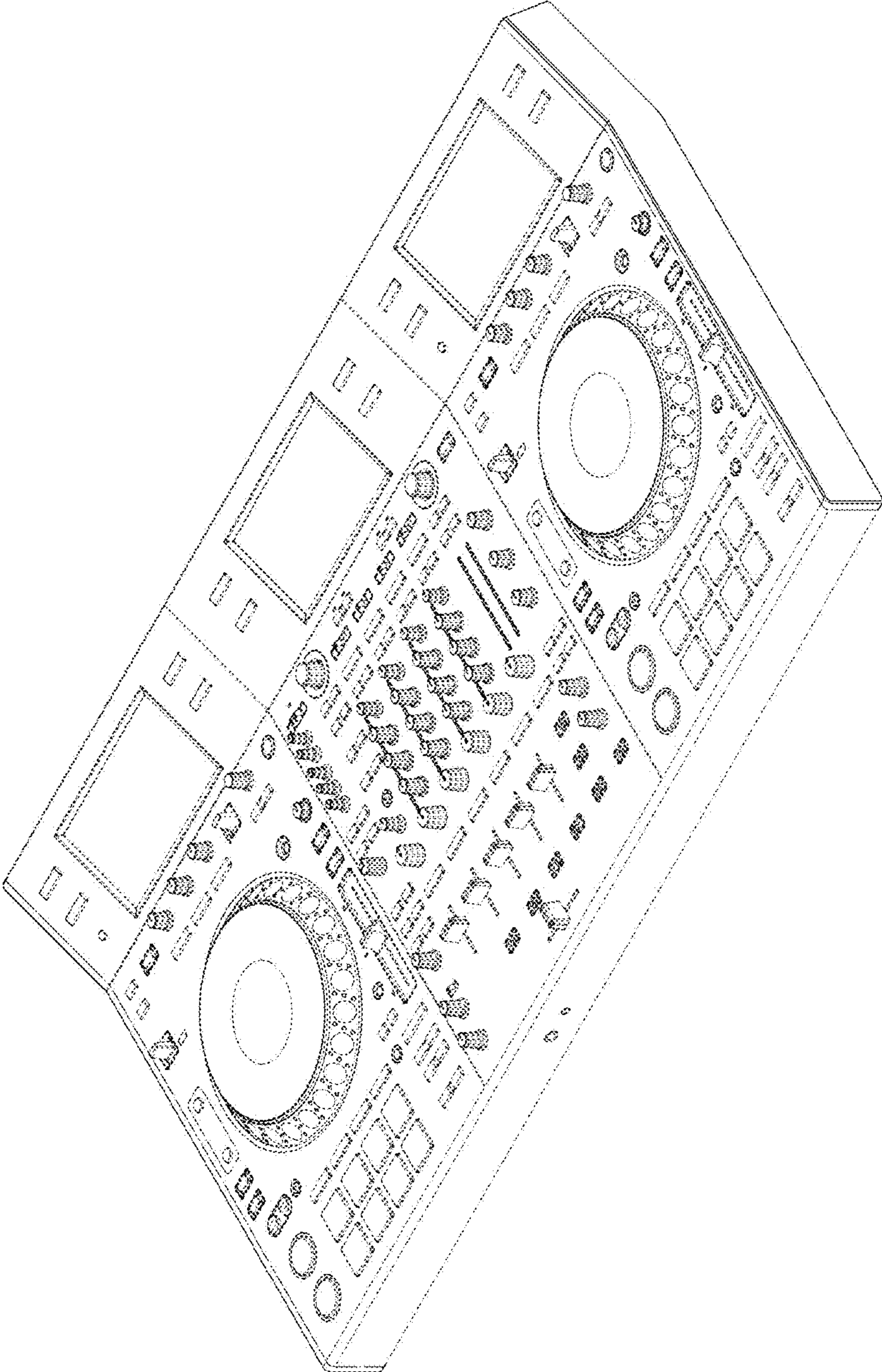


FIG. 2

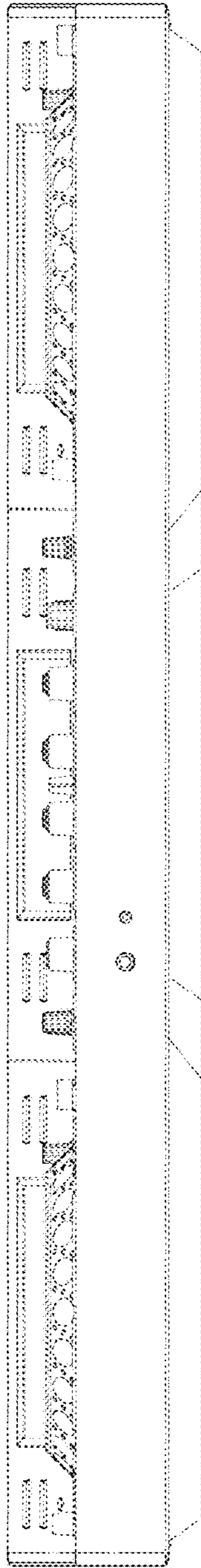


FIG. 3

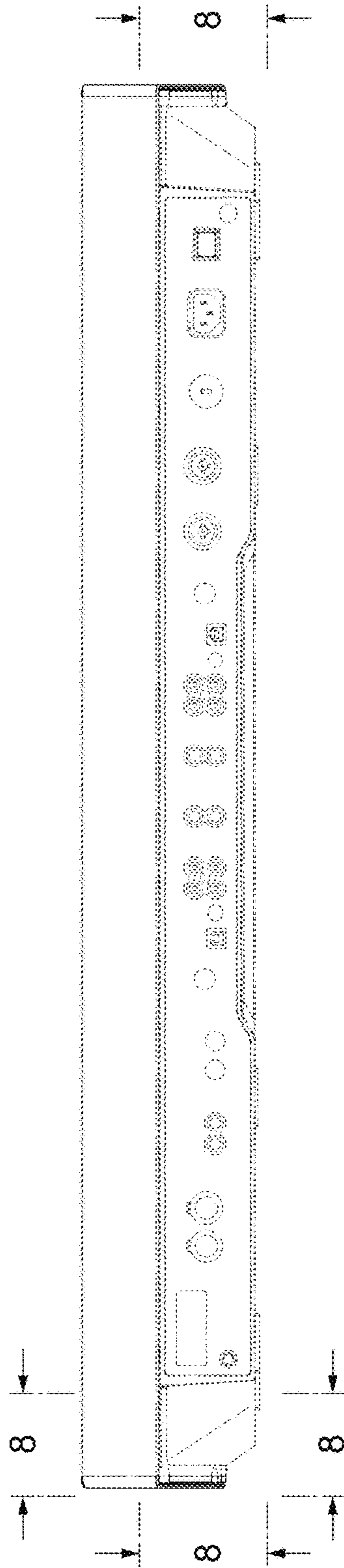


FIG. 4

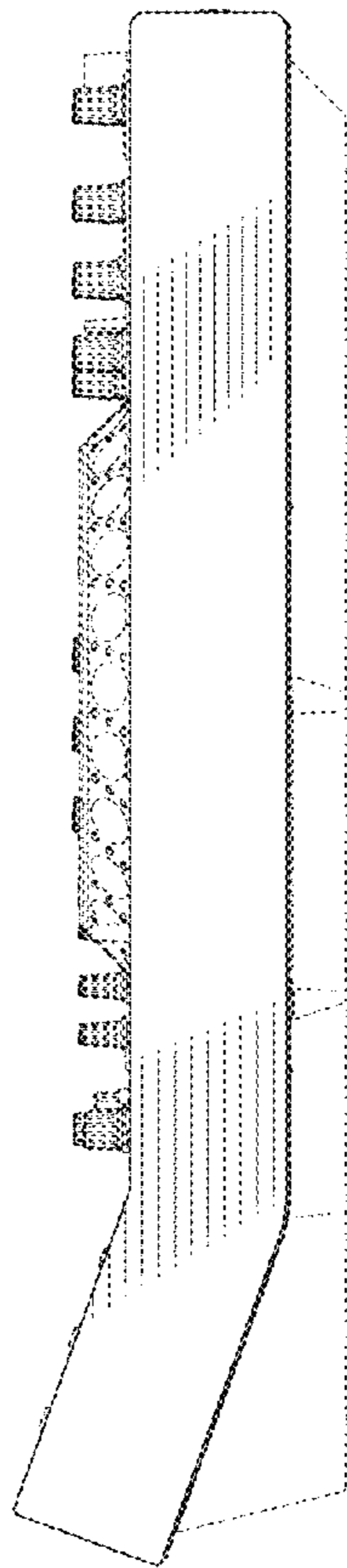


FIG. 5

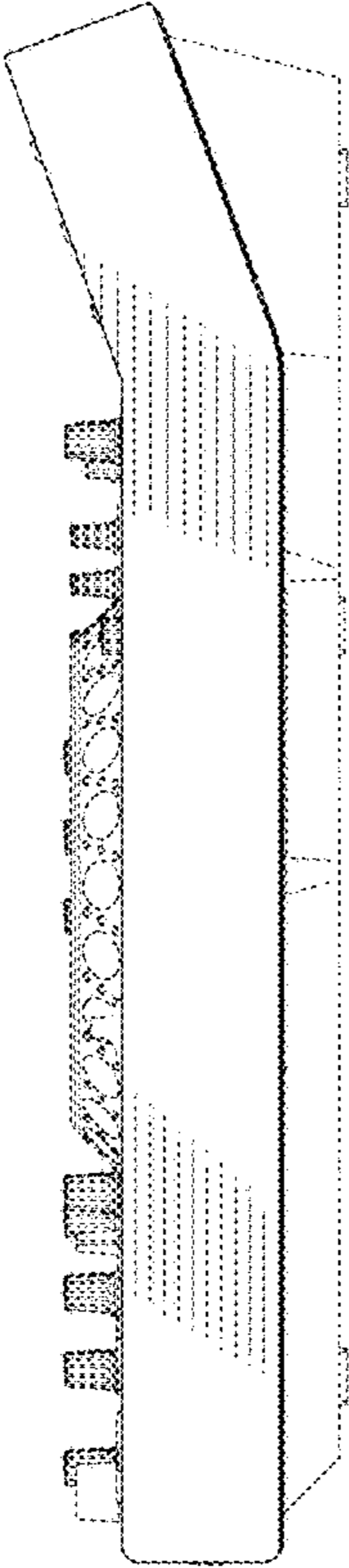


FIG. 6

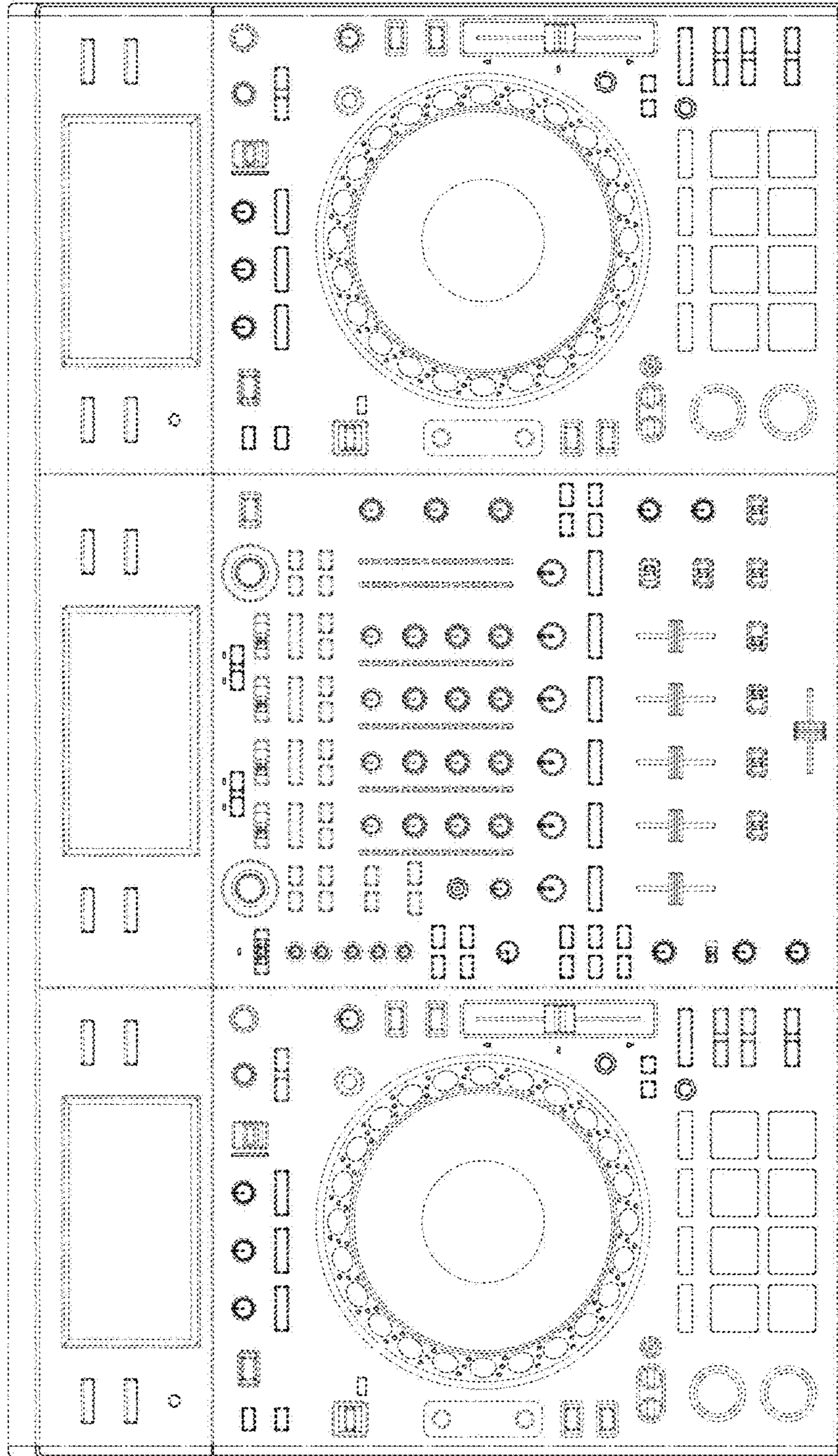




FIG. 7

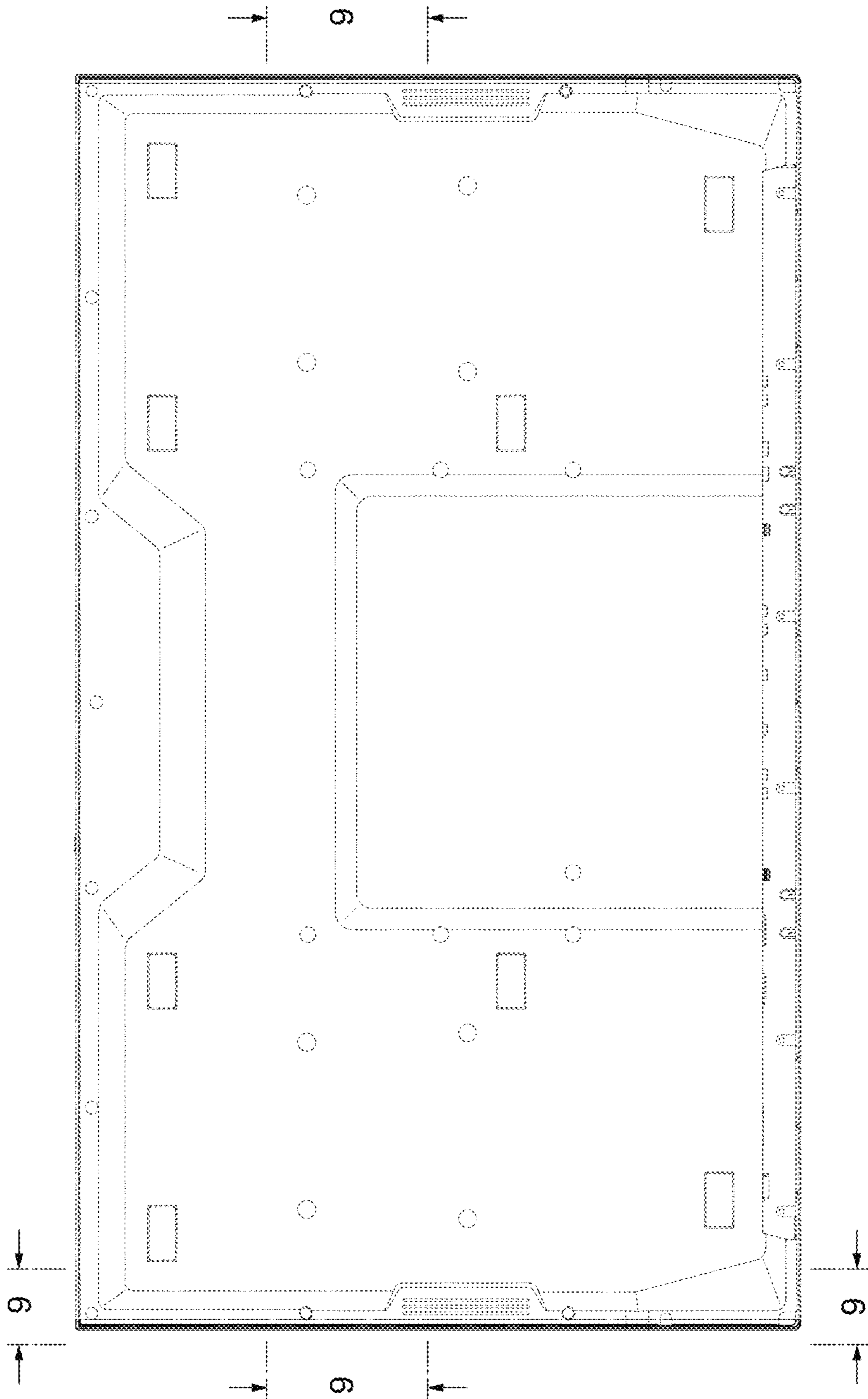


FIG. 8

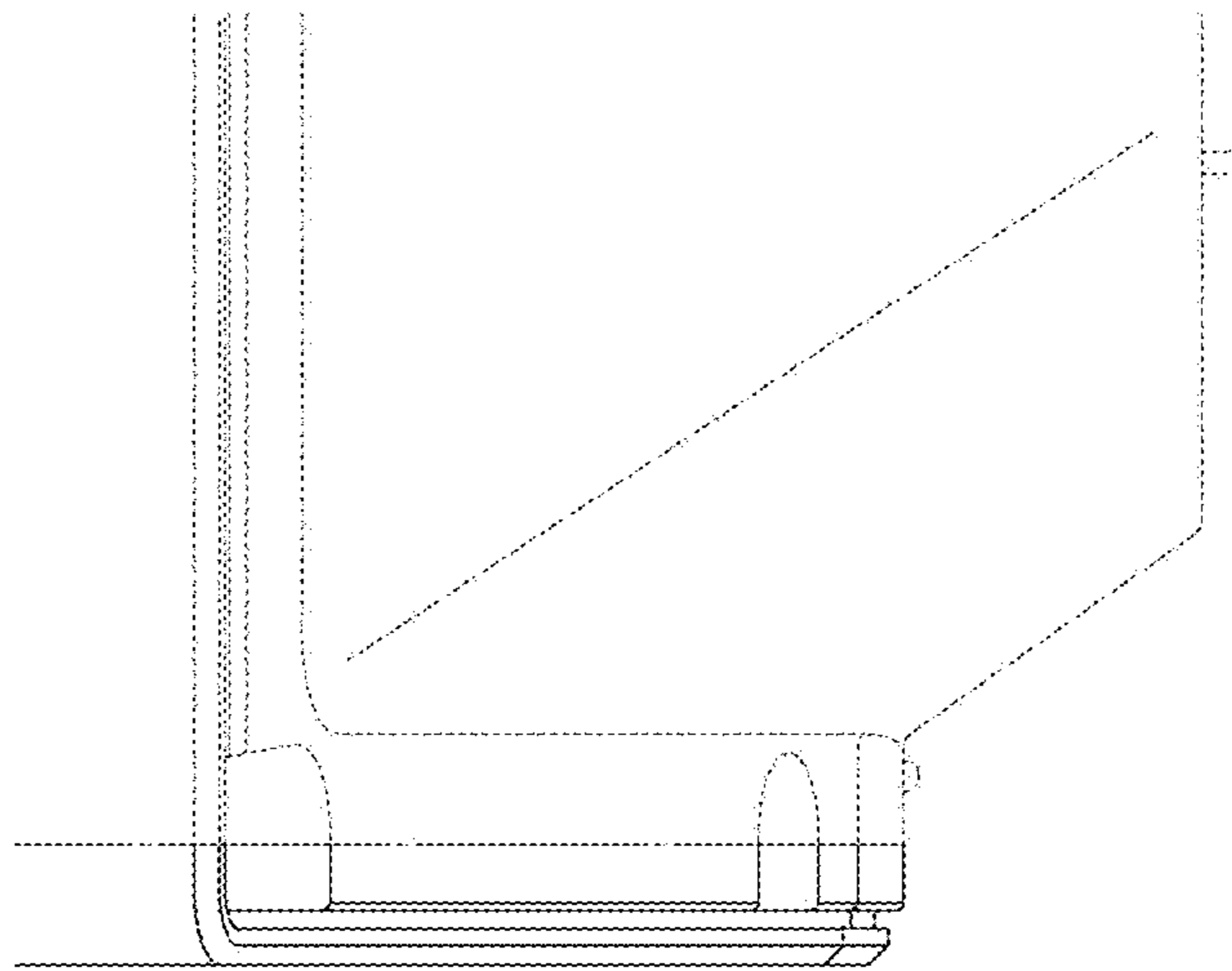


FIG. 9

