



US00D831608S

(12) **United States Design Patent**
Navid

(10) **Patent No.:** **US D831,608 S**
(45) **Date of Patent:** **** Oct. 23, 2018**

- (54) **HEADPHONE FOR VR HEADSET**
- (71) Applicant: **dreamGEAR, LLC**, Torrance, CA (US)
- (72) Inventor: **Amir Navid**, Sherman Oaks, CA (US)
- (73) Assignee: **dreamGEAR, LLC**, Torrance, CA (US)
- (**) Term: **15 Years**
- (21) Appl. No.: **29/597,326**
- (22) Filed: **Mar. 16, 2017**
- (51) **LOC (11) Cl.** **14-01**
- (52) **U.S. Cl.**
USPC **D14/205**
- (58) **Field of Classification Search**
USPC D14/223, 205, 253, 372, 496, 432, 371;
181/129, 130, 135; 379/430, 431;
381/380, 381; 455/90.3, 575.1, 569.1;
345/7, 8
CPC H04R 1/10; H04R 25/00; H04R 25/02;
H04R 1/1016; H04R 5/0335; H04R
5/033; G02C 5/14; G02B 27/017; G02B
27/01; G02B 27/0149
See application file for complete search history.

(56) **References Cited**

U.S. PATENT DOCUMENTS

- 3,691,319 A * 9/1972 Bee H04M 1/05
379/430
- 3,869,584 A * 3/1975 Wilde H04M 1/05
379/430
- 4,791,673 A * 12/1988 Schreiber H04R 1/1075
381/151
- 4,972,468 A * 11/1990 Murase H04B 1/385
379/430
- D322,126 S * 12/1991 van Mourik D24/174
- D333,306 S * 2/1993 Ferraro D14/205
- D346,026 S * 4/1994 Shubert D24/174

- D357,946 S * 5/1995 Ho D14/223
- 5,809,159 A * 9/1998 Lee H04M 1/05
381/174
- D401,941 S * 12/1998 Slappey D14/223
- 6,272,362 B1 * 8/2001 Wang B60R 11/0217
455/569.2
- 6,374,126 B1 * 4/2002 MacDonald, Jr. H04M 1/05
381/309
- D464,951 S * 10/2002 Skulley D14/142
- D497,001 S * 10/2004 Narisawa D24/173
- D593,076 S * 5/2009 Kung D14/223
- D597,084 S * 7/2009 Gondo D14/223
- D603,516 S * 11/2009 Mori D24/174

(Continued)

Primary Examiner — Paula Allen Greene

(74) *Attorney, Agent, or Firm* — Karish & Bjorum, PC

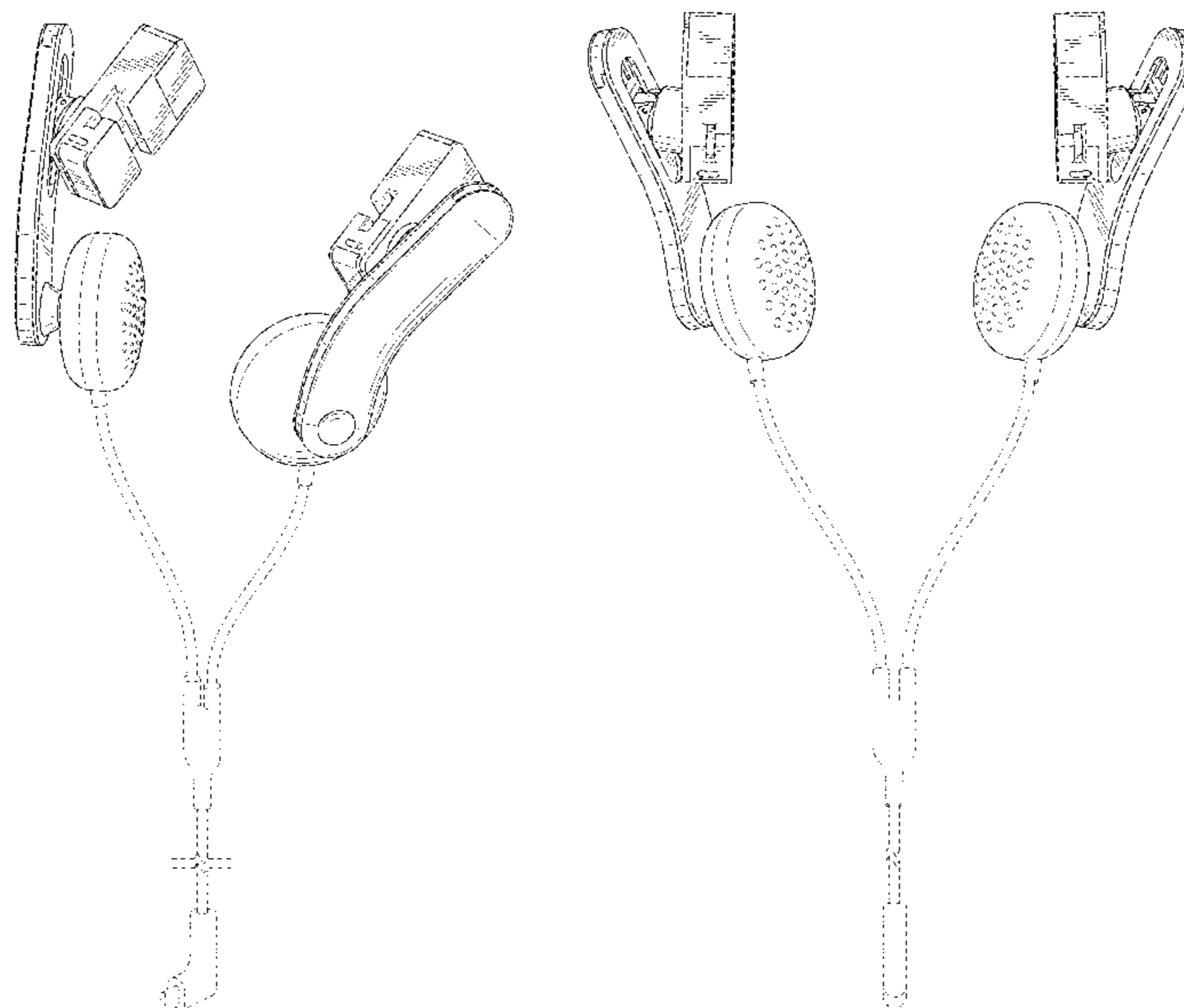
(57) **CLAIM**

The ornamental design for a headphone for VR headset, as shown and described.

DESCRIPTION

FIG. 1 is front perspective view of one embodiment of left and right headphones for VR headsets of the invention. FIG. 2 is another front perspective view of the headphones for VR headsets of FIG. 1. FIG. 3 is a back perspective view of the headphones for VR headsets of FIG. 1. FIG. 4 is a left side view of the headphones for VR headsets of FIG. 1. FIG. 5 is a right side view of the headphones for VR headsets of FIG. 1. FIG. 6 is a top view of the headphones for VR headsets of FIG. 1; and, FIG. 7 is a bottom view of the headphones for VR headsets of FIG. 1. The broken lines shown represent unclaimed subject matter and form no part of the claimed design.

1 Claim, 5 Drawing Sheets



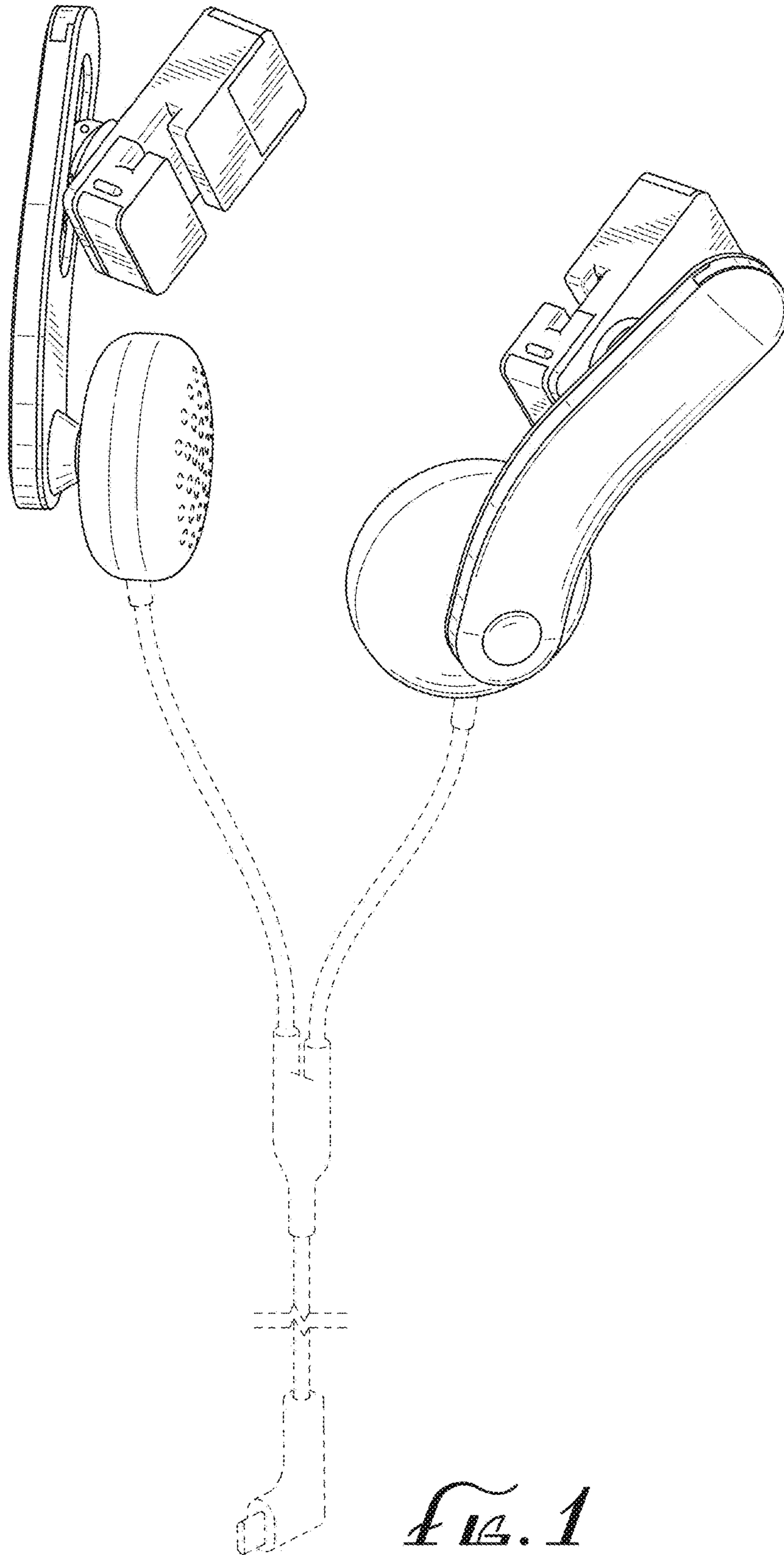
(56)

References Cited

U.S. PATENT DOCUMENTS

D604,419	S	*	11/2009	Mori	D24/174
D635,960	S	*	4/2011	Gondo	D14/223
7,983,437	B2	*	7/2011	Wong	H04R 1/1075 381/182
D643,830	S	*	8/2011	Fish	D14/205
D668,632	S	*	10/2012	Enquist	D14/205
D671,523	S	*	11/2012	Daniel	D14/206
D691,105	S	*	10/2013	Ito	D14/205
D691,580	S	*	10/2013	Cho	D14/205
D723,510	S	*	3/2015	Ishikura	D14/205
D731,484	S	*	6/2015	Olsson	D14/372
D732,510	S	*	6/2015	Masters	D14/223
D734,744	S	*	7/2015	Brunner	D14/223
D745,490	S	*	12/2015	Zheng	D14/205
D756,959	S	*	5/2016	Lee	D14/205
D790,501	S	*	6/2017	Wang	D14/205
D791,124	S	*	7/2017	Seki	D14/372
D793,468	S	*	8/2017	Yu	D16/309
D795,844	S	*	8/2017	Harper	D14/223
D810,724	S	*	2/2018	Czaniecki	D14/223
D811,394	S	*	2/2018	Tabata	D14/372
2010/0166208	A1	*	7/2010	Kato	H04R 1/1033 381/74
2014/0119555	A1	*	5/2014	Lu	H04R 25/554 381/74

* cited by examiner



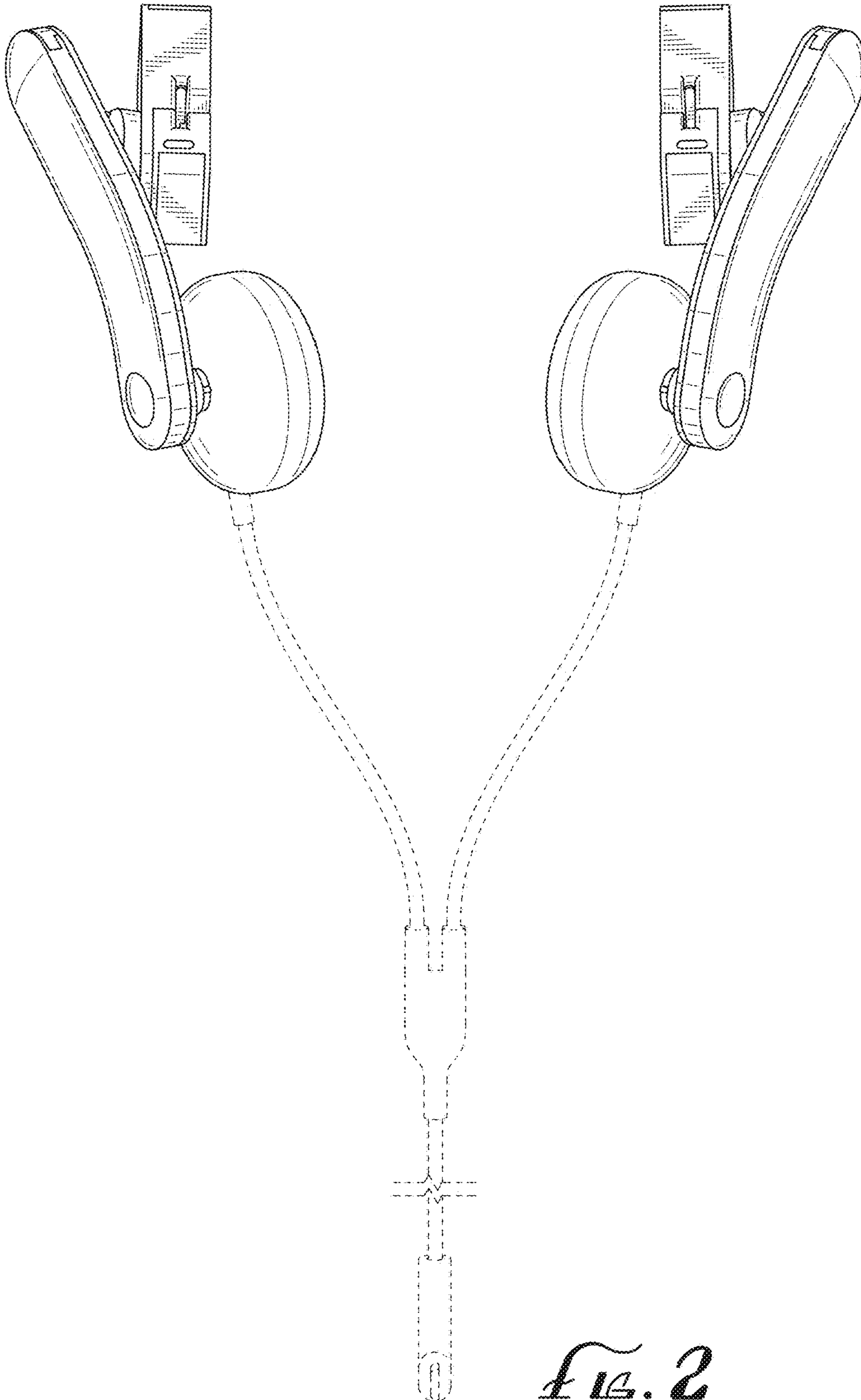
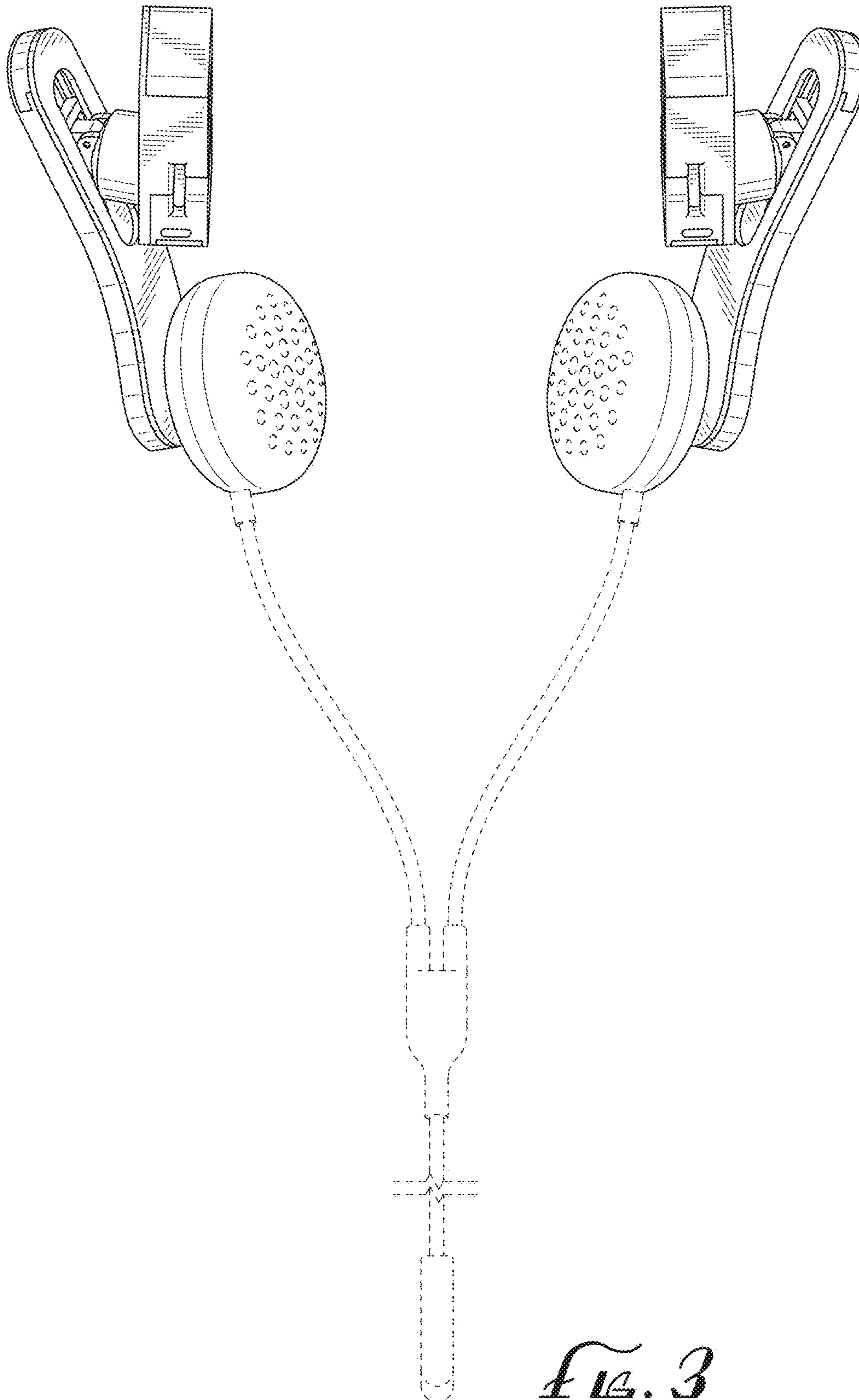
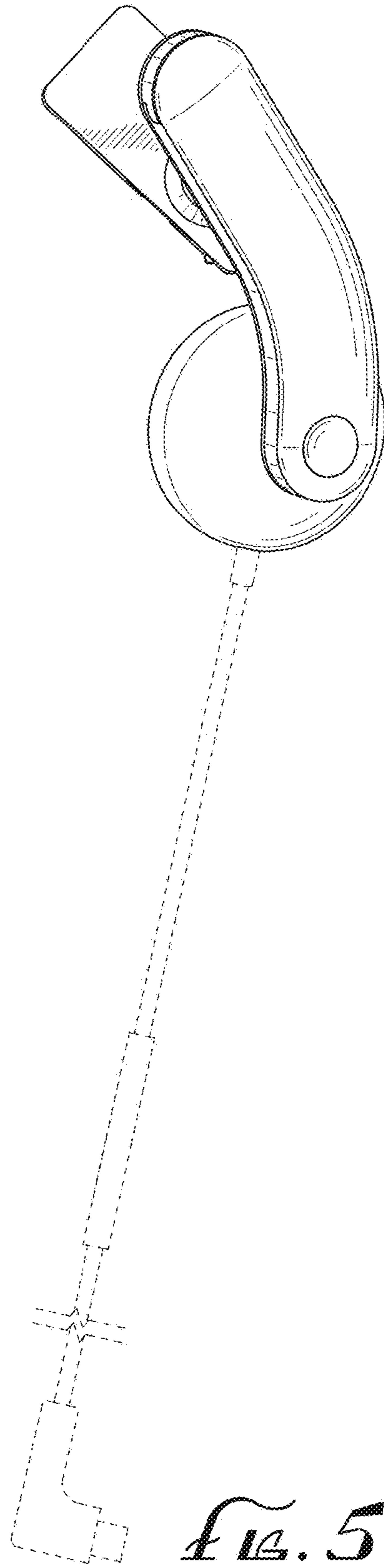
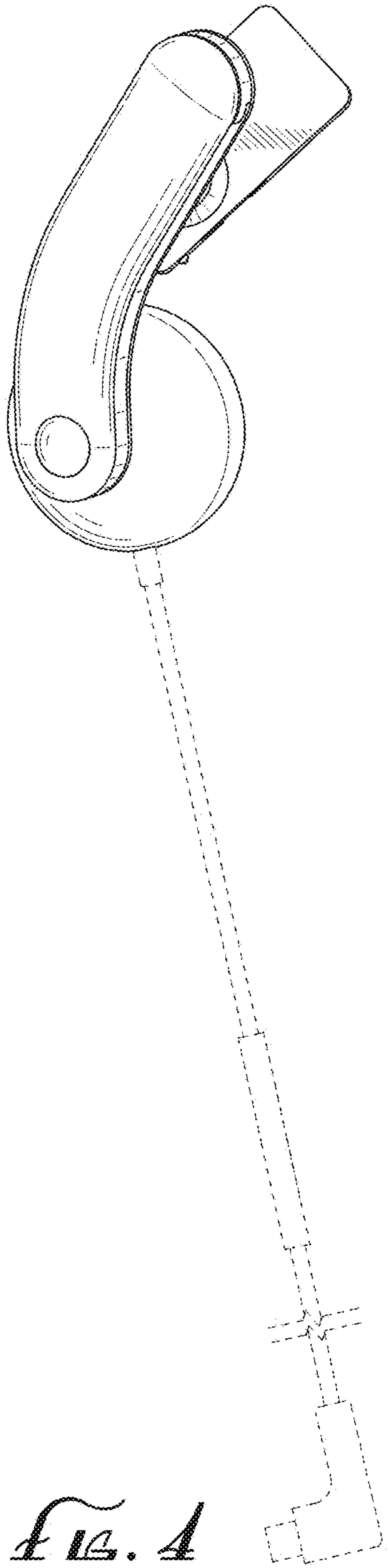


FIG. 2





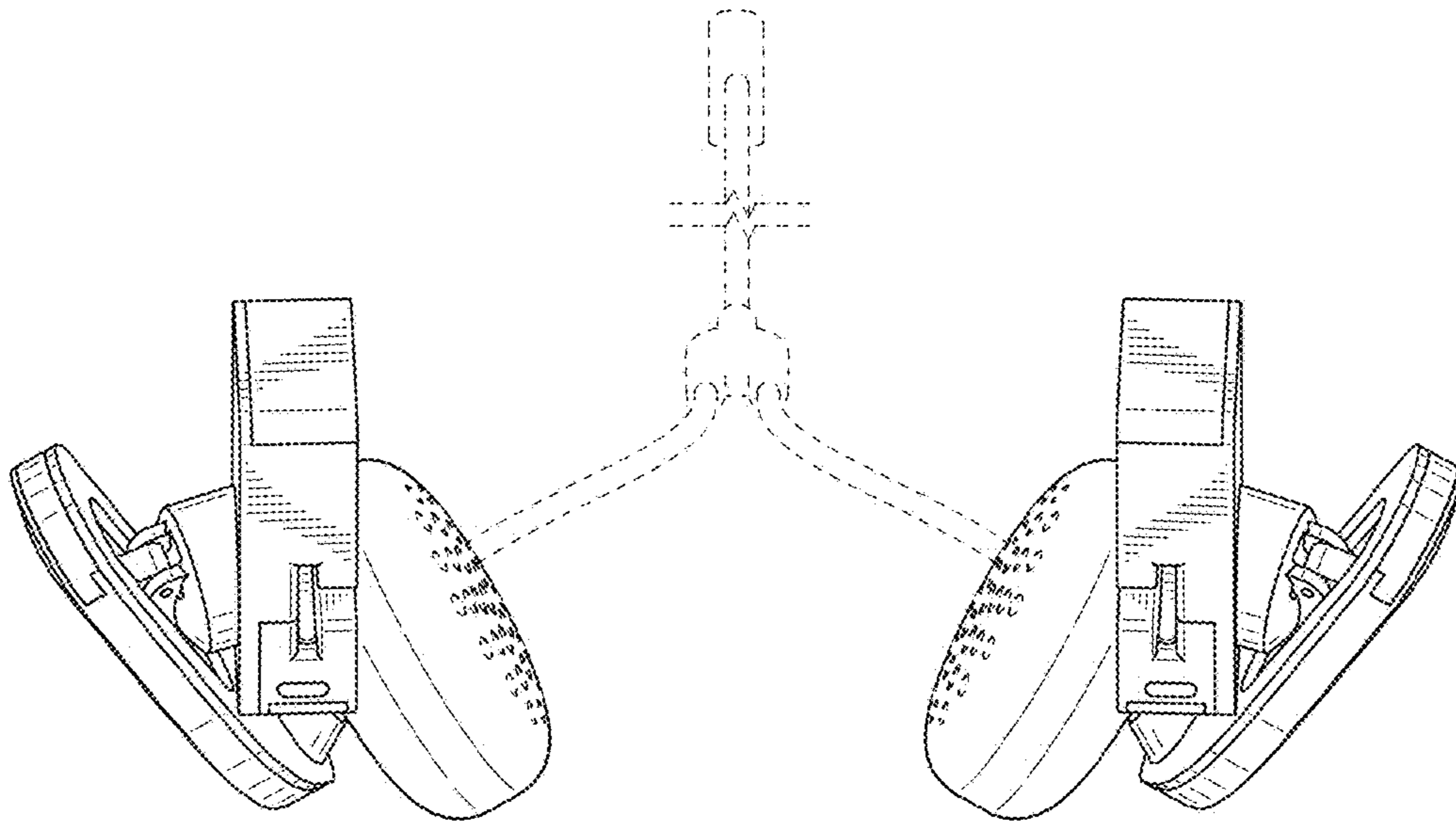


FIG. 6

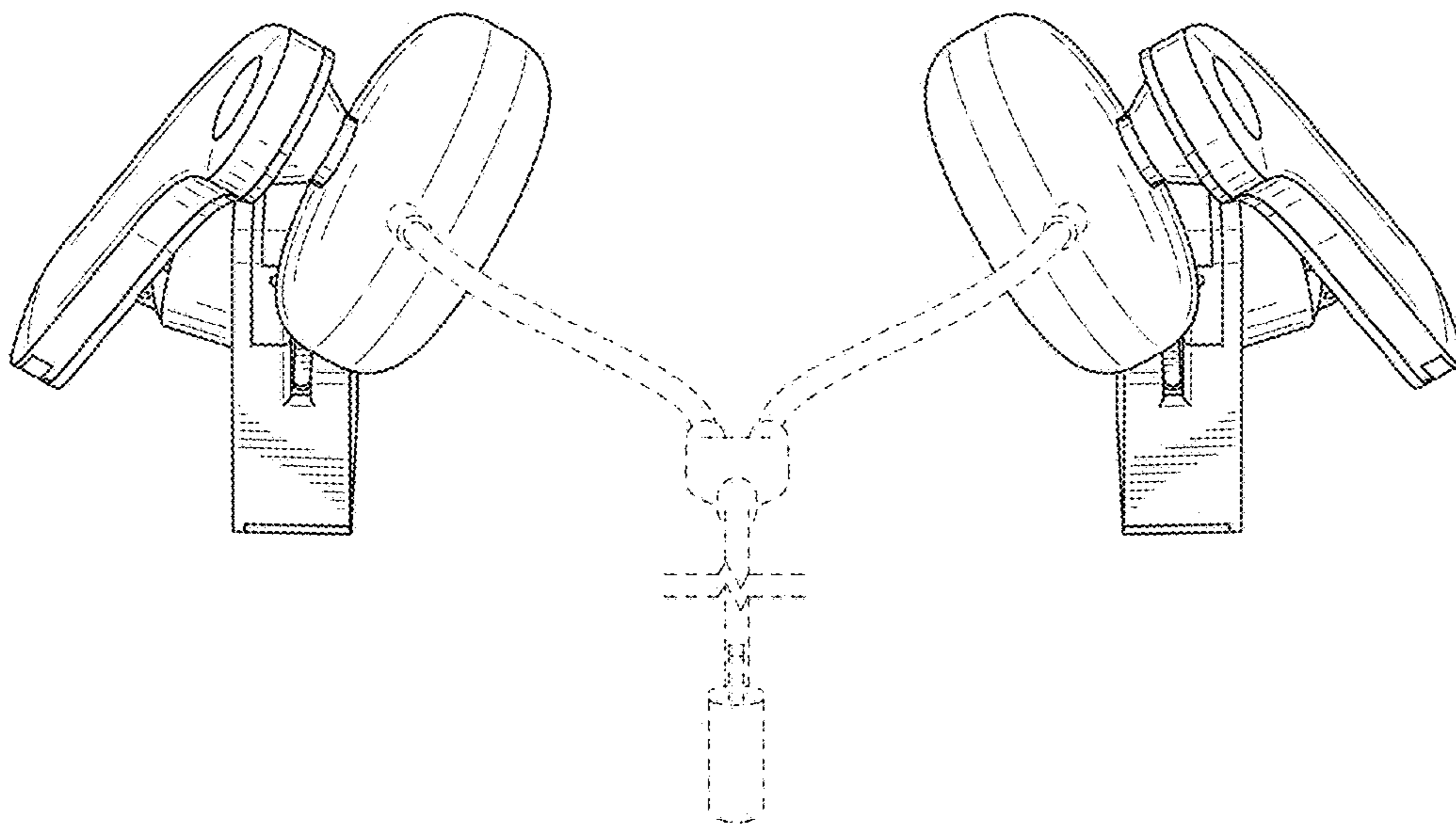


FIG. 7