



US00D831588S

(12) **United States Design Patent**  
**Fiedler et al.**

(10) **Patent No.:** **US D831,588 S**

(45) **Date of Patent:** **\*\* Oct. 23, 2018**

(54) **WALL CONTROLLER**

D731,985 S \* 6/2015 Madsen ..... D13/174  
D792,360 S \* 7/2017 Wisniewski ..... D13/164

(71) Applicant: **Fibar Group S.A.**, Poznan (PL)

\* cited by examiner

(72) Inventors: **Maciej Fiedler**, Poznan (PL); **Lukasz Gdyk**, Dabrowka (PL)

*Primary Examiner* — Selina Sikder

(73) Assignee: **FIBAR GROUP S.A.**, Poznan (PL)

(74) *Attorney, Agent, or Firm* — McAndrews, Held & Malloy, Ltd.

(\*\*) Term: **15 Years**

(57) **CLAIM**

(21) Appl. No.: **29/593,793**

The ornamental design for a wall controller, as shown and described.

(22) Filed: **Feb. 13, 2017**

**DESCRIPTION**

(51) **LOC (11) Cl.** ..... **13-03**

(52) **U.S. Cl.**  
USPC ..... **D13/164**

(58) **Field of Classification Search**  
USPC ..... D13/162, 164, 171, 173, 174  
CPC .... G08C 17/02; H05B 33/0845; H05B 37/02;  
H05B 37/0254; H05B 37/0272; H05B  
39/02; H05B 39/04; H05B 39/041; H05B  
39/044; H05B 39/08; H03K 17/94  
See application file for complete search history.

FIG. 1 is a top front perspective view of a first embodiment of a wall controller showing our new design;  
FIG. 2 is a front view thereof;  
FIG. 3 is a back view thereof;  
FIG. 4 is a left side view thereof;  
FIG. 5 is a right side view thereof;  
FIG. 6 is a top view thereof;  
FIG. 7 is a bottom view thereof;  
FIG. 8 is a top front perspective view of a second embodiment of a wall controller showing our new design;  
FIG. 9 is a front view thereof;  
FIG. 10 is a back view thereof;  
FIG. 11 is a left side view thereof;  
FIG. 12 is a right side view thereof;  
FIG. 13 is a top view thereof; and,  
FIG. 14 is a bottom view thereof.


(56) **References Cited**

**U.S. PATENT DOCUMENTS**

5,036,168 A \* 7/1991 Kikuchi ..... H01H 23/025  
174/53  
D465,460 S \* 11/2002 Mayo ..... D13/164  
D518,794 S \* 4/2006 Hedderich ..... D13/162  
D537,795 S \* 3/2007 Chen ..... D13/162  
D626,518 S \* 11/2010 Teixeira Pinto Dias ..... D13/171  
D636,738 S \* 4/2011 Feldstein ..... D13/164  
D657,319 S \* 4/2012 Feldstein ..... D13/164  
8,149,591 B2 \* 4/2012 Feldstein ..... H01H 9/0271  
361/810

The broken lines in the drawings of the wall controller or the parts and/or portions thereof are for environmental purposes only and form no part of the claimed design. The shade lines in the drawings show contour and not surface ornamentation.

**1 Claim, 4 Drawing Sheets**



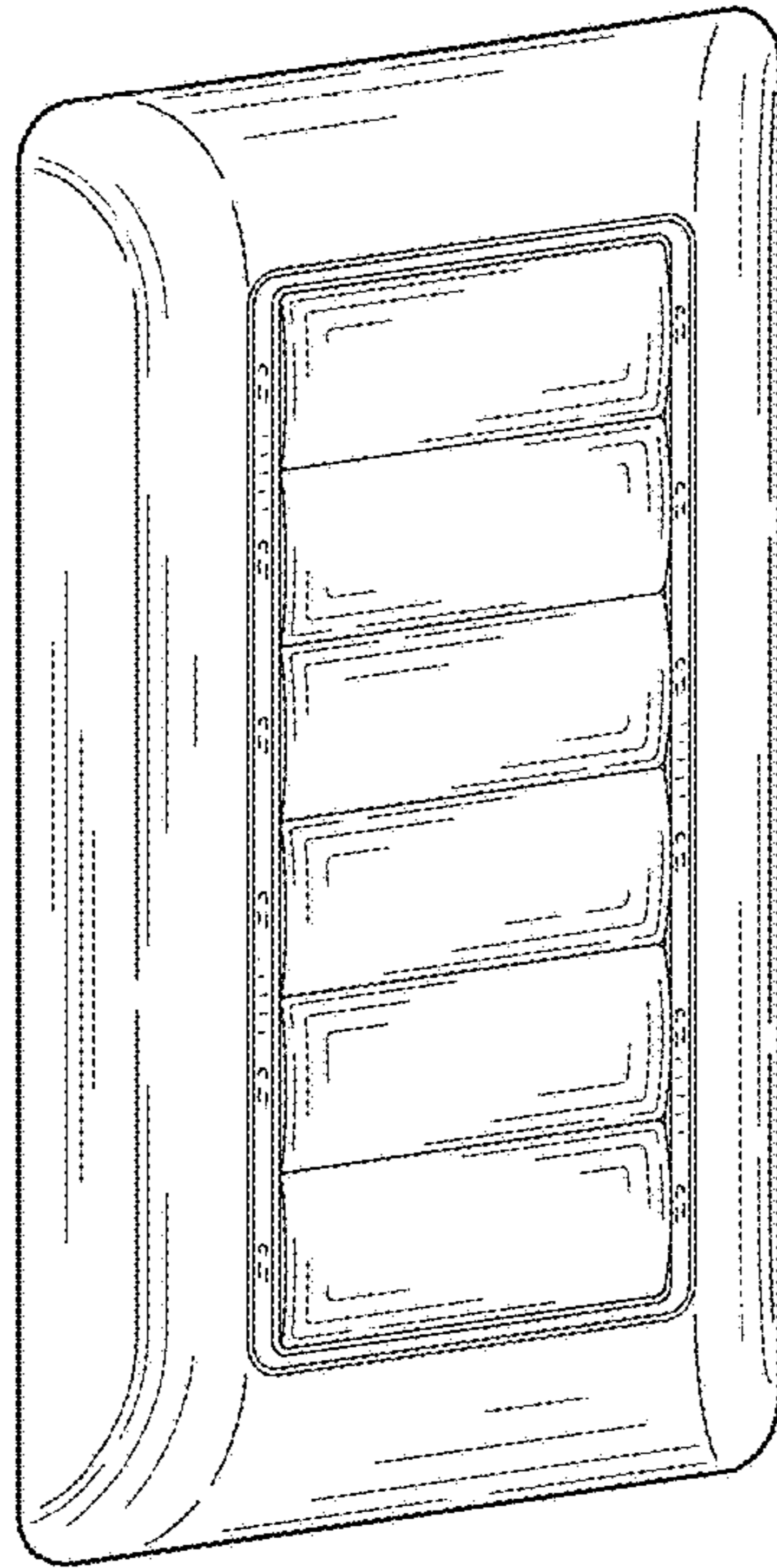


FIG. 1

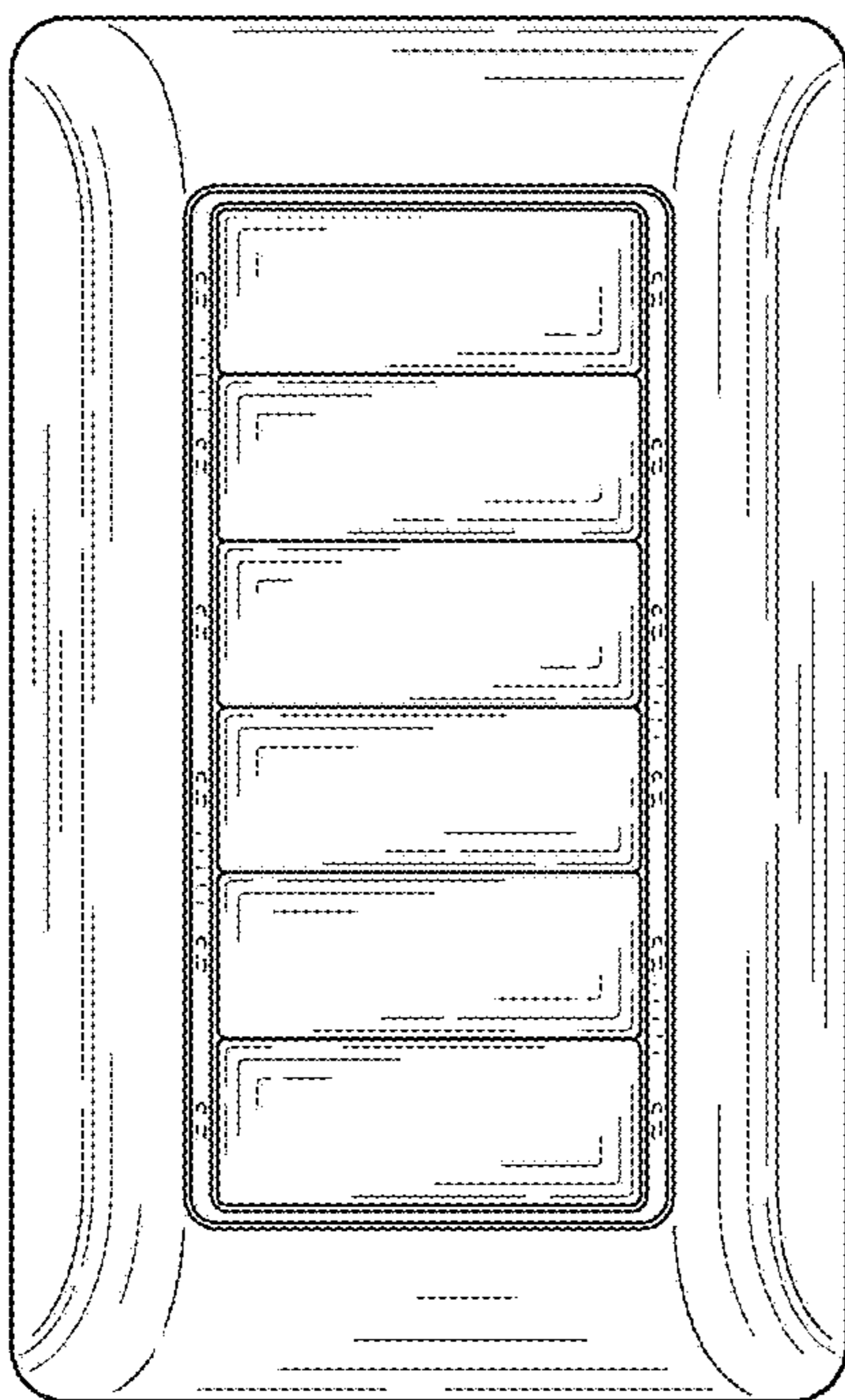


FIG. 2


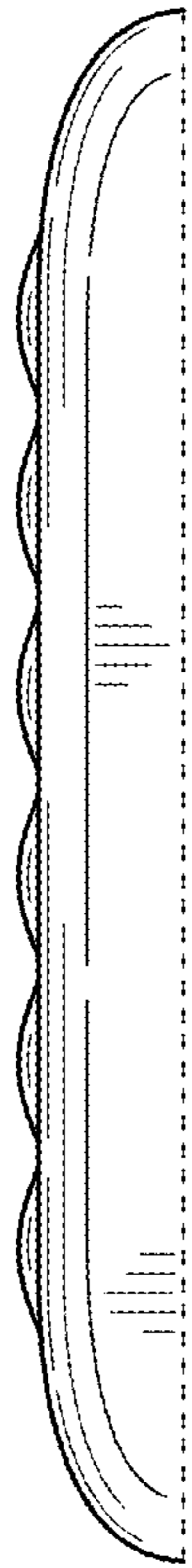



FIG. 3




**FIG. 4**



**FIG. 5**



**FIG. 6**



**FIG. 7**

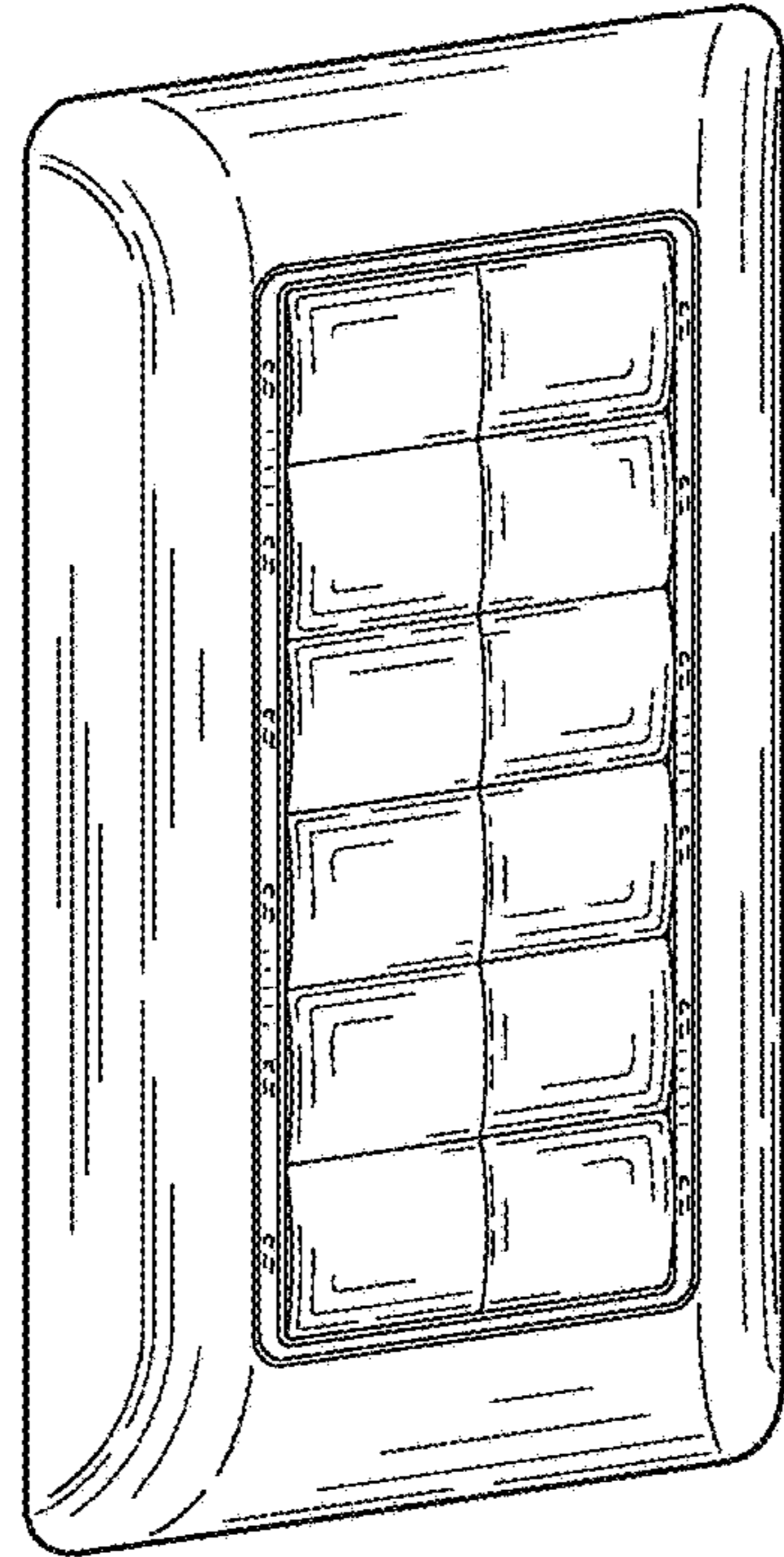


FIG. 8

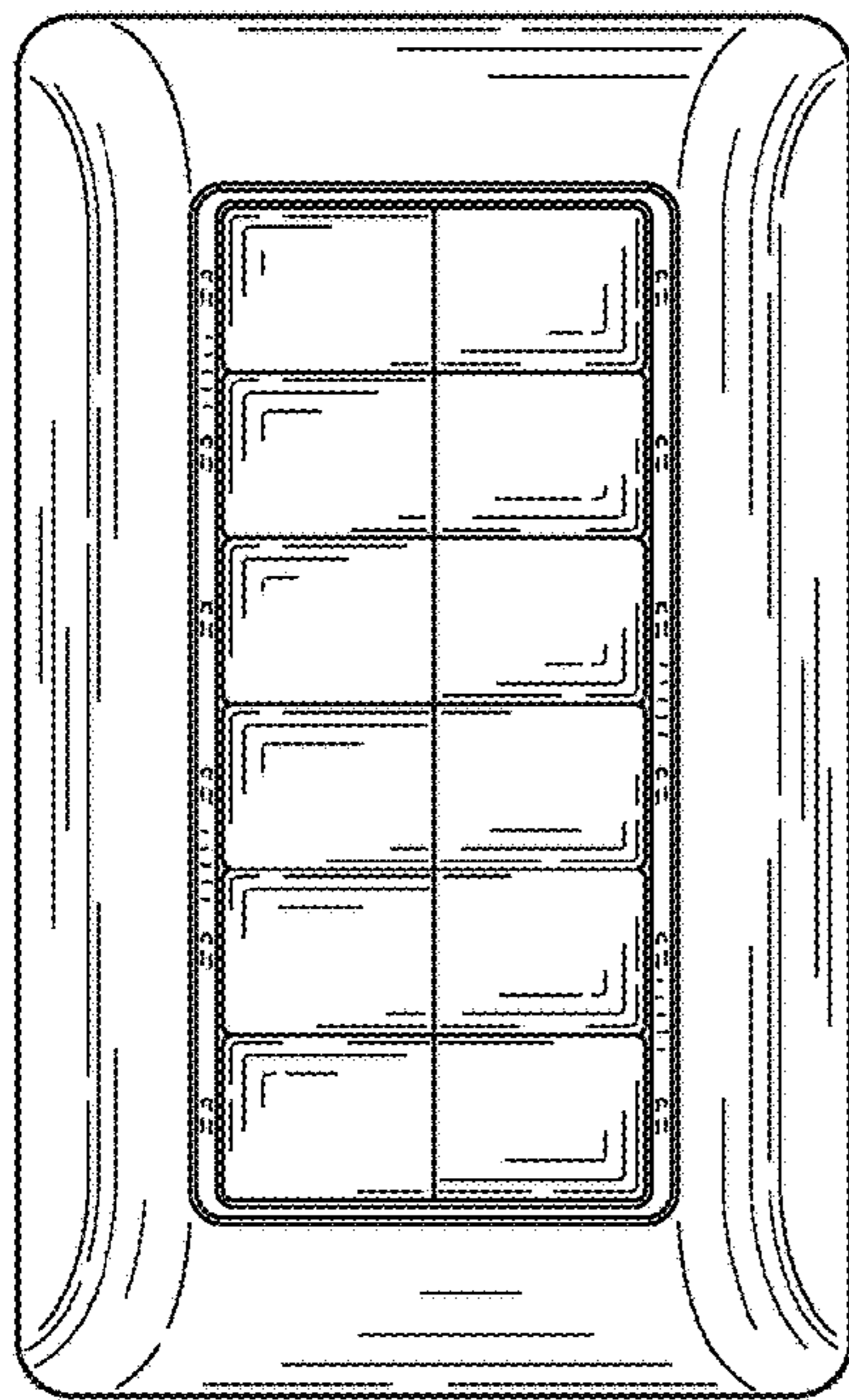


FIG. 9




FIG. 10

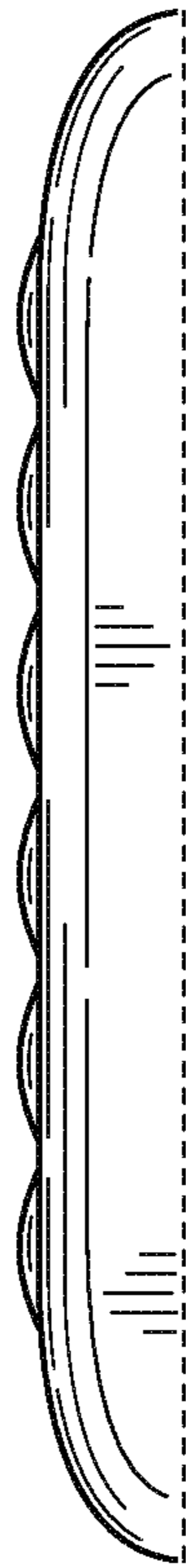


FIG. 11

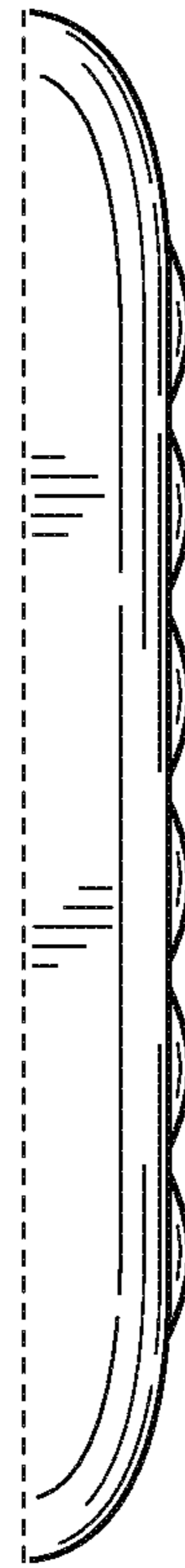


FIG. 12




FIG. 13

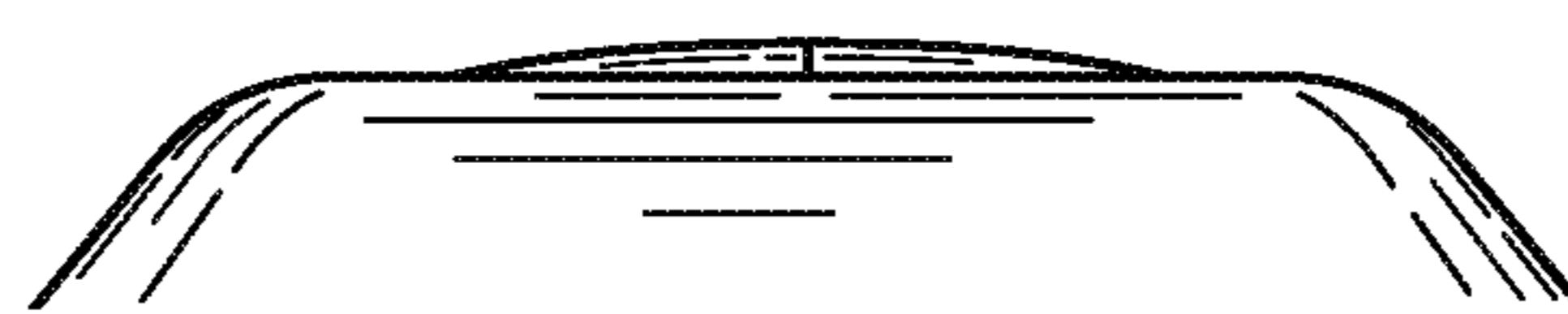


FIG. 14