



US00D831563S

(12) **United States Design Patent** (10) **Patent No.:** **US D831,563 S**
Sareen (45) **Date of Patent:** **** *Oct. 23, 2018**

(54) **TIRE TREAD**
(75) Inventor: **Gajendra Singh Sareen**, Singapore (SG)
(73) Assignee: **OMNI UNITED (S) PTE LTD**, Singapore (SG)
(*) Notice: This patent is subject to a terminal disclaimer.
(**) Term: **14 Years**
(21) Appl. No.: **29/395,929**
(22) Filed: **Apr. 24, 2012**
(51) **LOC (11) Cl.** **12-16**
(52) **U.S. Cl.**
USPC **D12/531**
(58) **Field of Classification Search**
USPC D12/505-532, 900-901;
152/209.1-209.9, 209.11-209.19,
152/209.21-209.28, 455
CPC B60C 11/0304; B60C 11/0302; B60C
11/0306; B60C 11/0309; B60C 11/0318;
B60C 11/0311; B60C 11/042; B60C
11/13; B60C 11/00; B60C 11/11; B60C
11/12
See application file for complete search history.

| | | | |
|--------------|---------|--------------------|---------|
| D594,814 S * | 6/2009 | Kang | D12/531 |
| D601,941 S * | 10/2009 | Ashton | D12/531 |
| D602,421 S * | 10/2009 | Hutz | D12/531 |
| D630,574 S * | 1/2011 | Nakamura | D12/514 |
| D630,998 S | 1/2011 | Schmalix et al. | |
| D634,699 S | 3/2011 | Fontaine et al. | |
| D639,720 S | 6/2011 | Harvey et al. | |
| D641,683 S * | 7/2011 | Kiwaki | D12/531 |
| D644,593 S | 9/2011 | Fontaine et al. | |
| D647,457 S * | 10/2011 | Miyazaki | D12/531 |
| D647,459 S * | 10/2011 | Bervas et al. | D12/532 |
| D650,322 S | 12/2011 | Takahashi | |
| D661,241 S * | 6/2012 | Sareen | D12/515 |
| D664,497 S * | 7/2012 | Sareen | D12/531 |
| D675,151 S * | 1/2013 | Kuwano | D12/532 |
| D678,176 S * | 3/2013 | Park et al. | D12/531 |
| D684,520 S * | 6/2013 | Fu | D12/532 |
| D686,142 S * | 7/2013 | Behr | D12/531 |
| D689,428 S * | 9/2013 | Kiwaki et al. | D12/514 |
| D713,326 S * | 9/2014 | Fontaine | D12/532 |
| D719,081 S * | 12/2014 | Lim | D12/532 |
| D734,709 S * | 7/2015 | Riswanda | D12/532 |
| D743,875 S * | 11/2015 | Shondel | D12/532 |

* cited by examiner

Primary Examiner — Stacia Cadmus
(74) *Attorney, Agent, or Firm* — Steptoe & Johnson LLP

(57) **CLAIM**

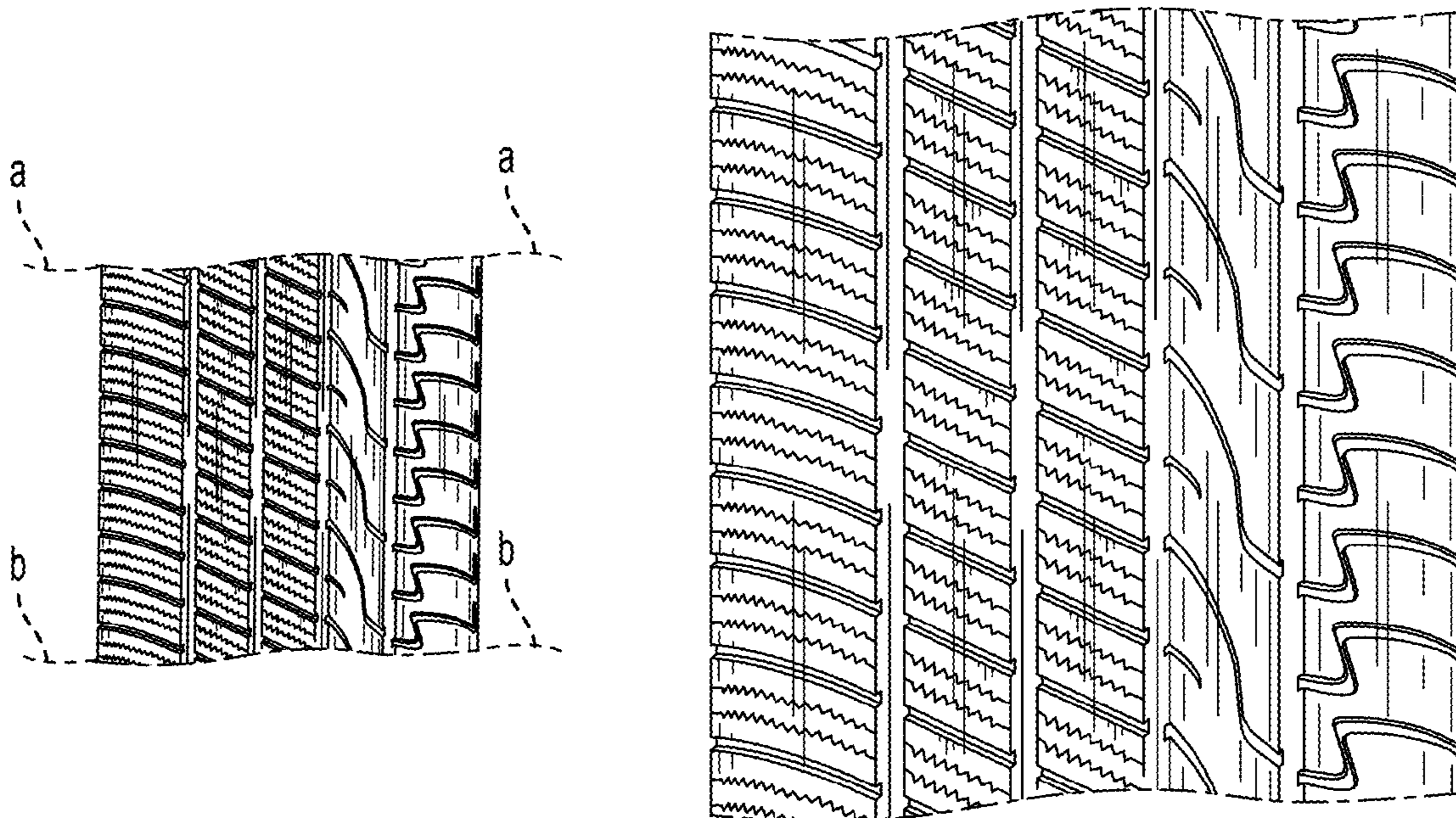
The ornamental design for a tire tread, as shown and described.

DESCRIPTION

FIG. 1 is a front view of a tire tread showing my new design; and,
FIG. 2 is an enlarged front view taken along lines a-a and b-b in FIG. 1.

1 Claim, 2 Drawing Sheets

(56) **References Cited**
U.S. PATENT DOCUMENTS
D502,911 S * 3/2005 Sato D12/512
D588,522 S * 3/2009 Matsumoto D12/531
D593,026 S * 5/2009 Umstot D12/531



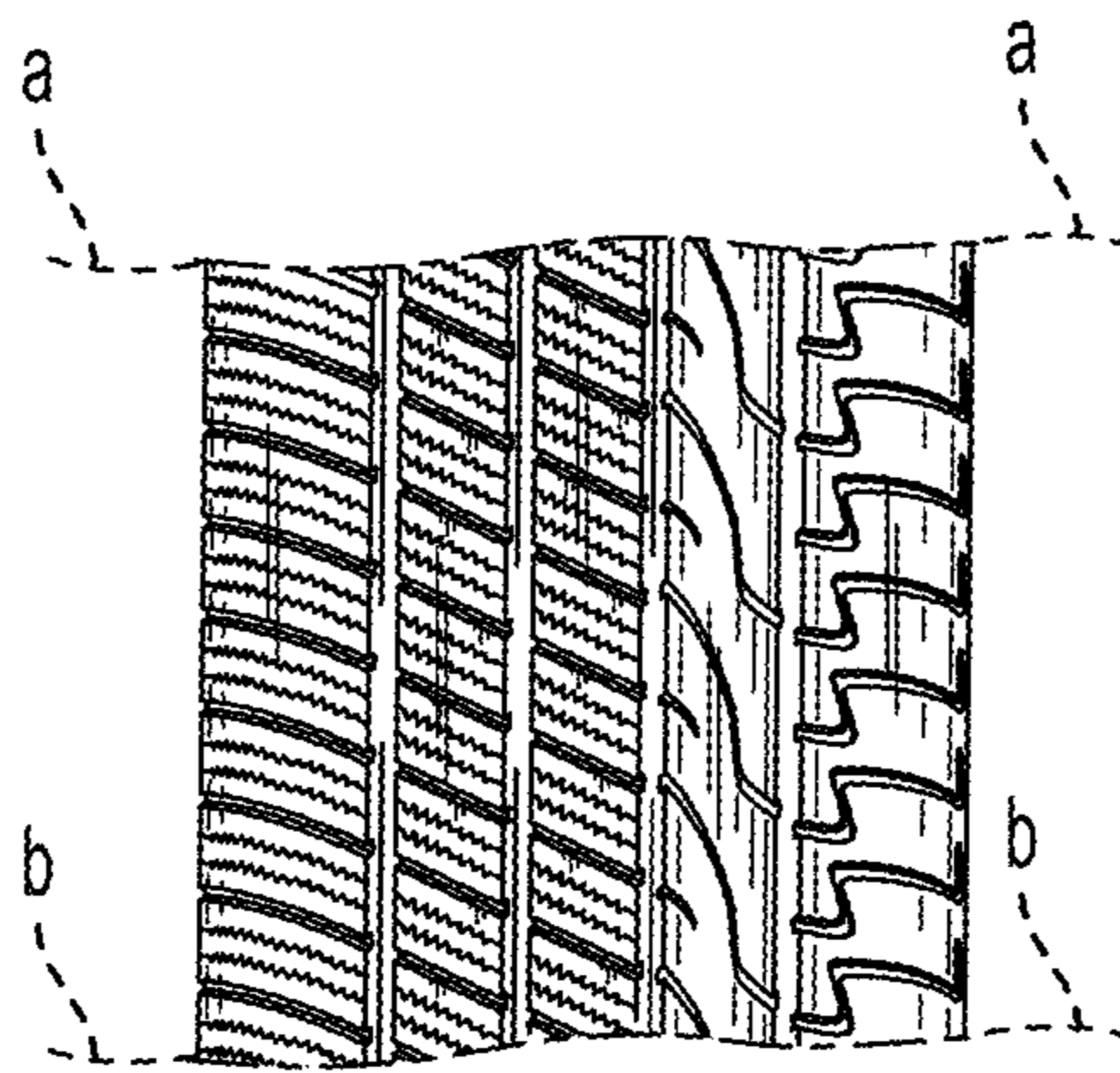


FIG. 1




FIG. 2