



US00D831552S

(12) **United States Design Patent**  
**Watkin**

(10) **Patent No.:** **US D831,552 S**

(45) **Date of Patent:** **\*\* Oct. 23, 2018**

(54) **DOOR CASING**

(71) Applicant: **Jaguar Land Rover Limited**, Whitley,  
Coventry (GB)

(72) Inventor: **Alex Watkin**, Coventry (GB)

(73) Assignee: **Jaguar Land Rover Limited**, Whitley,  
Coventry (GB)

(\*\*) Term: **15 Years**

(21) Appl. No.: **29/619,792**

(22) Filed: **Oct. 2, 2017**

**Related U.S. Application Data**

(62) Division of application No. 29/538,162, filed on Sep. 1, 2015, now Pat. No. Des. 801,899.

(30) **Foreign Application Priority Data**

Mar. 16, 2015 (EM) ..... 002656462

(51) **LOC (11) Cl.** ..... **12-08**

(52) **U.S. Cl.**  
USPC ..... **D12/195**

(58) **Field of Classification Search**  
USPC ..... D12/195, 193, 414, 190, 196; D15/17,  
D15/28; D10/46, 98, 102-103;  
D8/302-303

CPC ..... B60R 13/02; B60R 13/0243; B60J 5/04;  
B60N 2/466; B60N 2/4693

See application file for complete search history.

(56) **References Cited**

**U.S. PATENT DOCUMENTS**

D726,082 S \* 4/2015 Finney ..... D12/195  
D743,312 S \* 11/2015 Iwauchi ..... D12/195  
D743,863 S \* 11/2015 Finney ..... D12/195

D756,873 S \* 5/2016 Donckerwolke ..... D12/195  
D761,176 S \* 7/2016 Sandys ..... D12/195  
D763,757 S \* 8/2016 Buffery ..... D12/195  
D766,791 S \* 9/2016 Buffery ..... D12/195  
D766,792 S \* 9/2016 Shimizu ..... D12/195  
D768,042 S \* 10/2016 Lee ..... D12/195  
D783,481 S \* 4/2017 Yamamoto ..... D12/195

\* cited by examiner

*Primary Examiner* — Katrina A Betton

(74) *Attorney, Agent, or Firm* — Wood Herron & Evans  
LLP

(57) **CLAIM**

The ornamental design for a door casing, as shown and described.

**DESCRIPTION**

FIG. 1 is a right front perspective view of the inwardly directed surface of a door casing for a vehicle according to the present invention.

FIG. 2 is a rear left perspective view of the outwardly directed surface of the door casing shown in FIG. 1.

FIG. 3 is a front view of the door casing shown in FIG. 1.

FIG. 4 is a rear view thereof.

FIG. 5 is a right side view thereof.

FIG. 6 is a left side view thereof.


FIG. 7 is a top view thereof.

FIG. 8 is right front perspective view of the inwardly directed surface of a door casing for a vehicle, similar to FIG. 1, but directed to another embodiment of the invention; and,

FIG. 9 is a rear left perspective view of the outwardly directed surface of the door casing shown in FIG. 8.

In FIGS. 8 and 9 the broken dash lines comprise claim boundaries and neither the portions inside the broken dash lines nor the broken dash lines themselves form any part of the claimed invention.

**1 Claim, 8 Drawing Sheets**






FIG. 1




FIG. 2



FIG. 3

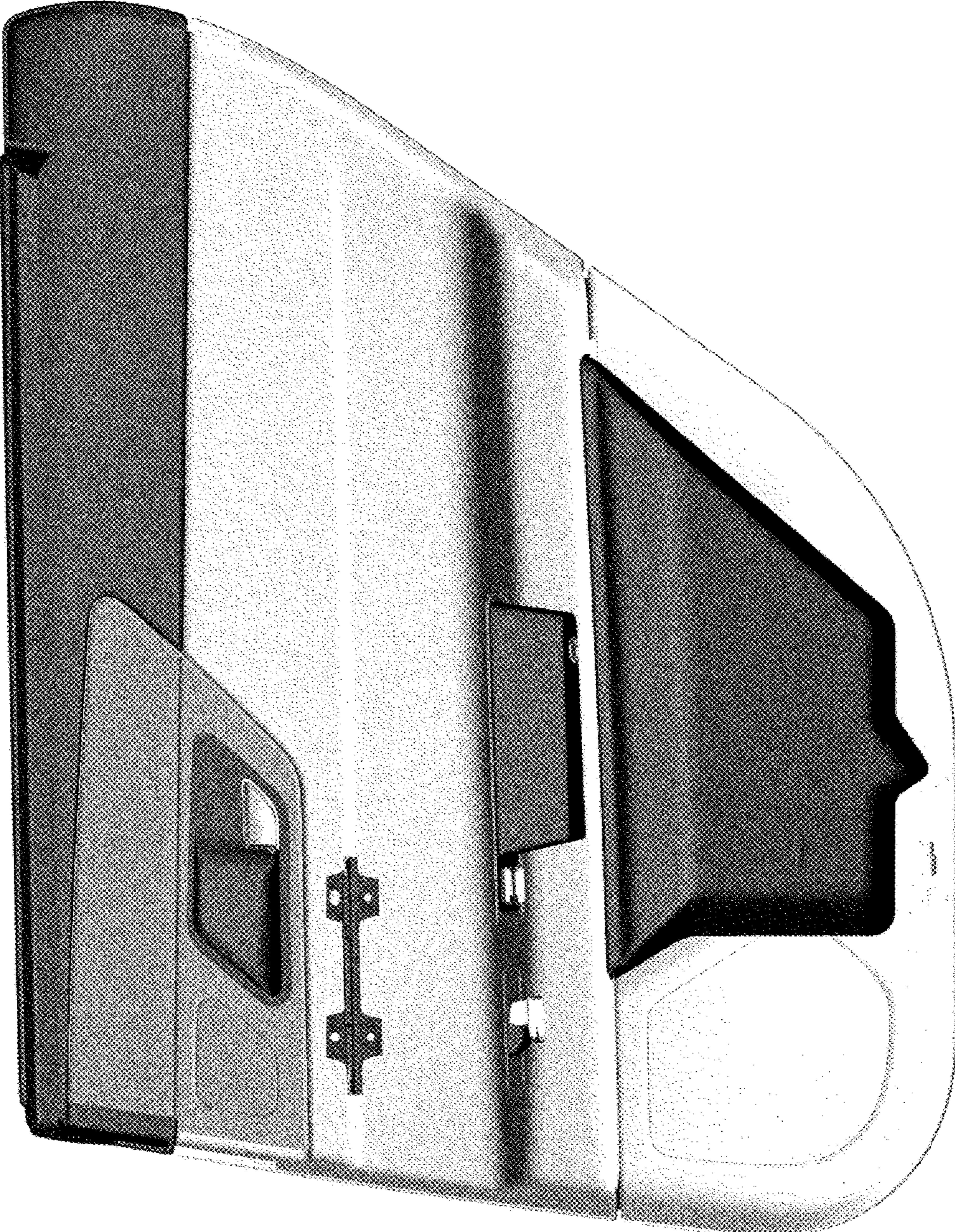


FIG. 4




FIG. 5




FIG. 6




FIG. 7




FIG. 8





FIG. 9

UNITED STATES PATENT AND TRADEMARK OFFICE  
**CERTIFICATE OF CORRECTION**

PATENT NO. : D831,552 S  
APPLICATION NO. : 29/619792  
DATED : October 23, 2018  
INVENTOR(S) : Alex Watkin

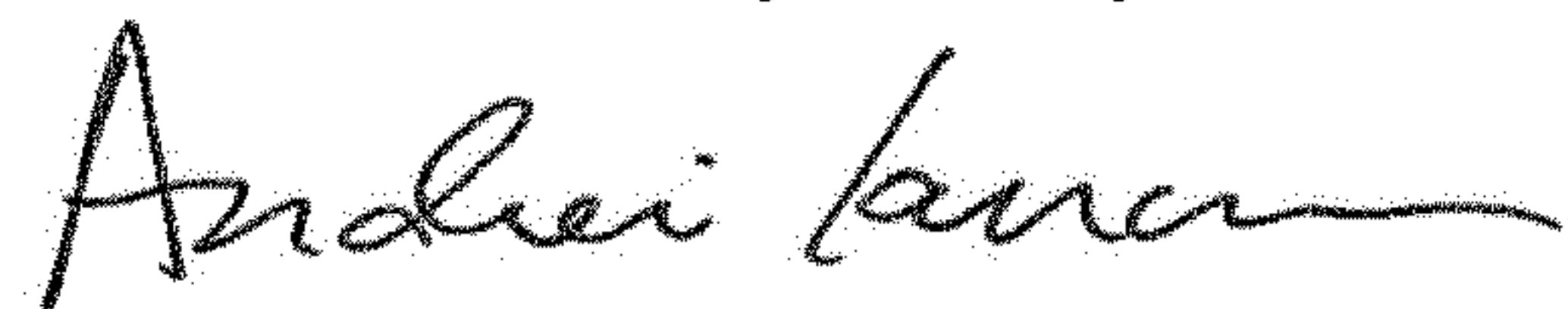
Page 1 of 1

It is certified that error appears in the above-identified patent and that said Letters Patent is hereby corrected as shown below:

On the Title Page

Column 2, Line 11, under Description, "FIG. 8 is right front prospective view of..." should read  
--FIG. 8 is a right front prospective view of...--.

Signed and Sealed this  
Sixteenth Day of July, 2019



Andrei Iancu  
*Director of the United States Patent and Trademark Office*