



US00D831546S

(12) **United States Design Patent** (10) **Patent No.:** **US D831,546 S**  
**Granlund** (45) **Date of Patent:** **\*\* Oct. 23, 2018**

(54) **RADIATOR GRILLE FOR A VEHICLE**

(71) Applicant: **CHINA-EURO VEHICLE TECHNOLOGY AKTIEBOLAG,**  
Gothenburg (SE)

(72) Inventor: **Ola Granlund,** Gothenburg (SE)

(73) Assignee: **CHINA-EURO VEHICLE TECHNOLOGY,** Gothenburg (SE)

(\*\*) Term: **15 Years**

(21) Appl. No.: **29/577,972**

(22) Filed: **Sep. 16, 2016**

(30) **Foreign Application Priority Data**

Mar. 18, 2016 (EM) ..... DM/092 114

(51) **LOC (11) Cl.** ..... **12-16**

(52) **U.S. Cl.**  
USPC ..... **D12/163**

(58) **Field of Classification Search**  
USPC ..... 12/86, 91, 93, 163, 164, 166, 167, 169,  
12/171, 172, 173, 190, 216  
CPC ..... B62D 25/08; B62B 9/16; B60K 11/08;  
B60R 19/52  
See application file for complete search history.

(56) **References Cited**

U.S. PATENT DOCUMENTS

D496,890 S \* 10/2004 Metros ..... D12/163  
D668,590 S \* 10/2012 Furst ..... D12/163  
D687,751 S \* 8/2013 Futschik ..... D12/163

D701,798 S \* 4/2014 Futschik ..... D12/164  
D759,551 S \* 6/2016 Nakahara ..... D12/163  
D769,160 S \* 10/2016 Platto ..... D12/163  
D783,465 S \* 4/2017 Choi ..... D12/163  
D789,841 S \* 6/2017 Malczewski ..... D12/163  
D790,412 S \* 6/2017 Dunford ..... D12/163  
D790,413 S \* 6/2017 Doyle ..... D12/164  
D793,918 S \* 8/2017 Kozub ..... D12/163  
D794,517 S \* 8/2017 Woolley ..... D12/163  
2017/0137954 A1 \* 5/2017 Hashimoto ..... B60K 11/08

\* cited by examiner

*Primary Examiner* — Susan Bennett Hattan

*Assistant Examiner* — Suzanne E Tisdell

(74) *Attorney, Agent, or Firm* — Lee & Hayes, PLLC

(57) **CLAIM**

The ornamental design for a radiator grille for a vehicle, as shown and described.

**DESCRIPTION**

FIG. 1 is a perspective view of a radiator grille for a vehicle, taken from the front.

FIG. 2 is a front view of the radiator grille for a vehicle of FIG. 1.

FIG. 3 is a right-side view of the radiator grille for a vehicle of FIG. 1.


FIG. 4 is a back view of the radiator grille for a vehicle of FIG. 1.

FIG. 5 is a left-side view of the radiator grille for a vehicle of FIG. 1.

FIG. 6 is a top view of the radiator grille for a vehicle of FIG. 1; and,

FIG. 7 is a bottom view of the radiator grille for a vehicle of FIG. 1.

**1 Claim, 7 Drawing Sheets**






FIG. 1

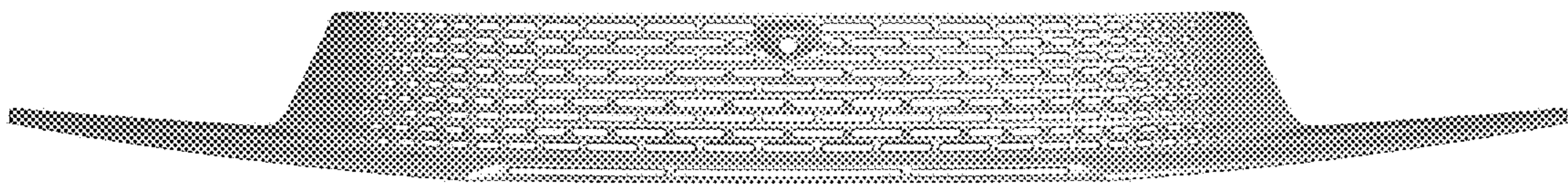


FIG. 2




FIG. 3

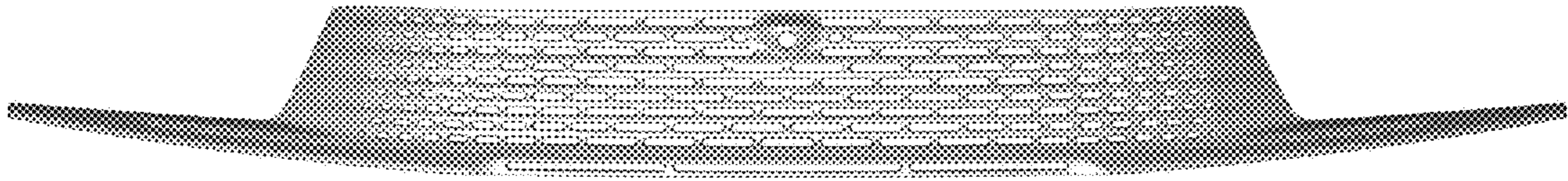





FIG. 4



**FIG. 5**



**FIG. 6**



**FIG. 7**