



US00D831544S

(12) **United States Design Patent**
Pink et al.

(10) **Patent No.:** **US D831,544 S**
(45) **Date of Patent:** **** Oct. 23, 2018**

- (54) **MOTORCYCLE FAIRING**
- (71) Applicant: **Harley-Davidson Motor Company Group, LLC, Milwaukee, WI (US)**
- (72) Inventors: **Anthony Norman Pink, Hartford, WI (US); Casey Ketterhagen, Hartland, WI (US)**
- (73) Assignee: **Harley-Davidson Motor Company Group, LLC, Milwaukee, WI (US)**
- (**) Term: **15 Years**
- (21) Appl. No.: **29/613,815**
- (22) Filed: **Aug. 14, 2017**
- (51) **LOC (11) Cl.** **12-11**
- (52) **U.S. Cl.**
USPC **D12/114**
- (58) **Field of Classification Search**
USPC D12/114, 117, 110, 126, 186, 182, 402
CPC B62J 17/00; B62J 17/02; B62J 17/04
See application file for complete search history.

D649,497 S *	11/2011	Adams	D12/182
D683,276 S *	5/2013	Files	D12/126
D698,292 S *	1/2014	Park	D12/181
D713,300 S *	9/2014	Tateishi	D12/114

OTHER PUBLICATIONS

Harley-Davidson MY2016 Touring Street Glide, publicly available prior to Aug. 14, 2017, photos published by Total Motorcycle at <<https://www.totalmotorcycle.com/motorcycles/2016/2016-Harley-Davidson-Touring-Street-Glide?d=1>>.

Harley-Davidson MY2016 Touring Street Glide Special, publicly available prior to Aug. 14, 2017, photos published by Total Motorcycle at <<https://www.totalmotorcycle.com/motorcycles/2016/2016-Harley-Davidson-Touring-Street-Glide-Special?d=1>>.

Harley-Davidson MY2010 Street Glide FLHX, publicly available prior to Aug. 14, 2017, photos published by Total Motorcycle at <<https://www.totalmotorcycle.com/photos/2010models/2010-Harley-Davidson-StreetGlide-FLHX?d=1>>.

* cited by examiner

Primary Examiner — George D. Kirschbaum
Assistant Examiner — Clese Moore, Jr.
 (74) *Attorney, Agent, or Firm* — Michael Best & Friedrich LLP

(57) **CLAIM**

We claim the ornamental design for a motorcycle fairing, as shown and described.

DESCRIPTION

FIG. 1 is a perspective view of a motorcycle fairing;
 FIG. 2 is a front view thereof;
 FIG. 3 is a rear view thereof;
 FIG. 4 is a right side view thereof;
 FIG. 5 is a left side view thereof;
 FIG. 6 is a top view thereof; and,
 FIG. 7 is a bottom view thereof.
 The broken lines shown illustrate portions of the motorcycle fairing that form no part of the claimed design.

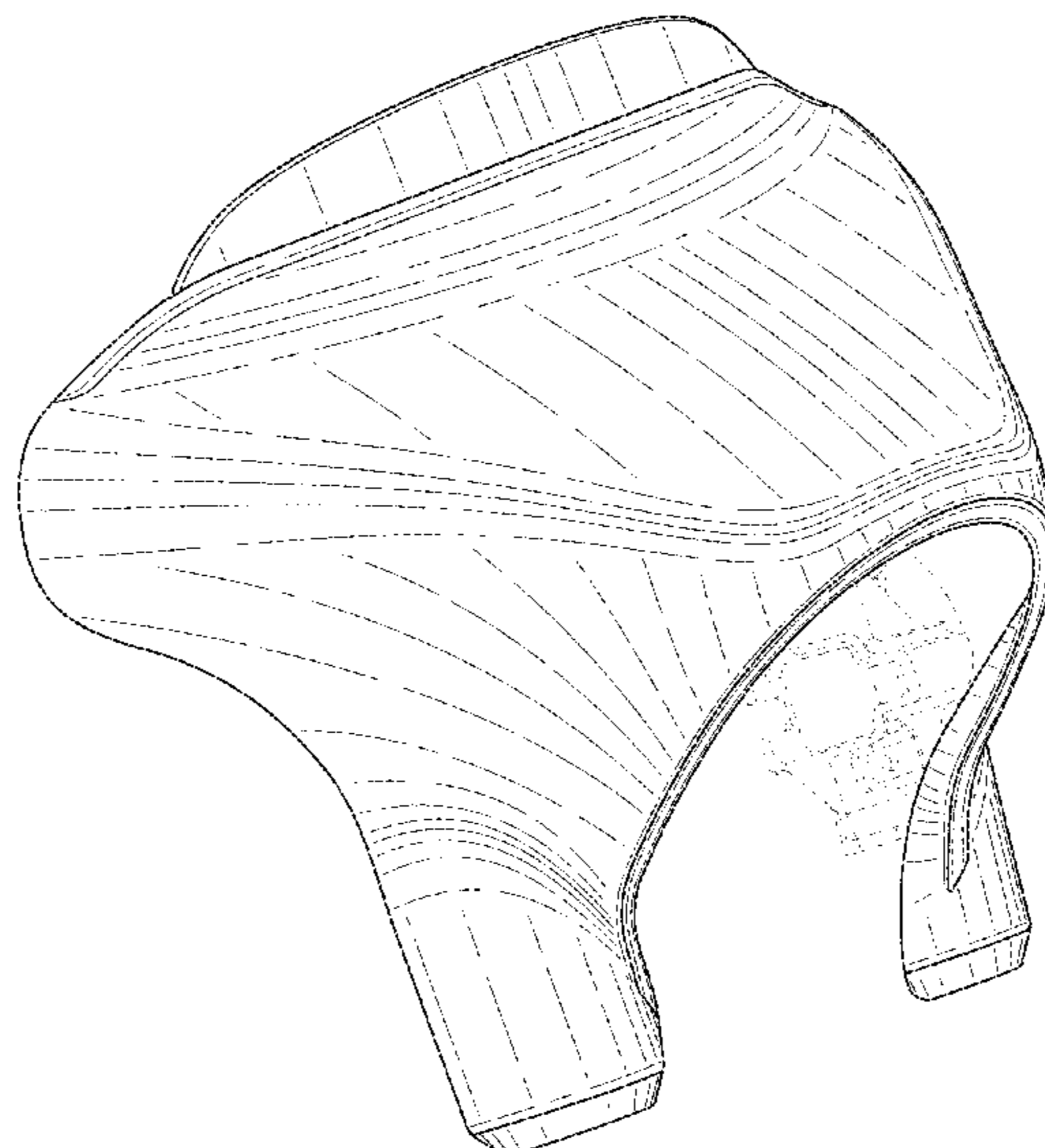
1 Claim, 7 Drawing Sheets

(56) **References Cited**

U.S. PATENT DOCUMENTS

D266,321 S *	9/1982	Morioka	D12/182
D273,779 S *	5/1984	Anderson	D12/182
D275,093 S *	8/1984	Hunt	D12/182
D282,922 S *	3/1986	Abe	D12/182
D284,181 S *	6/1986	Abe	D12/182
D315,708 S *	3/1991	Abe	D12/182
D345,725 S *	4/1994	Camfield	D12/182
D440,920 S *	4/2001	Nelson	D12/182
D480,670 S *	10/2003	Hanagan	D12/182
D503,911 S *	4/2005	Hanagan	D12/182
D533,490 S *	12/2006	Tsukasaki	D12/182
D538,212 S *	3/2007	Shimada	D12/182
D538,213 S *	3/2007	Fukuyama	D12/182
7,837,253 B1 *	11/2010	Swender	B62J 17/02

296/180.1



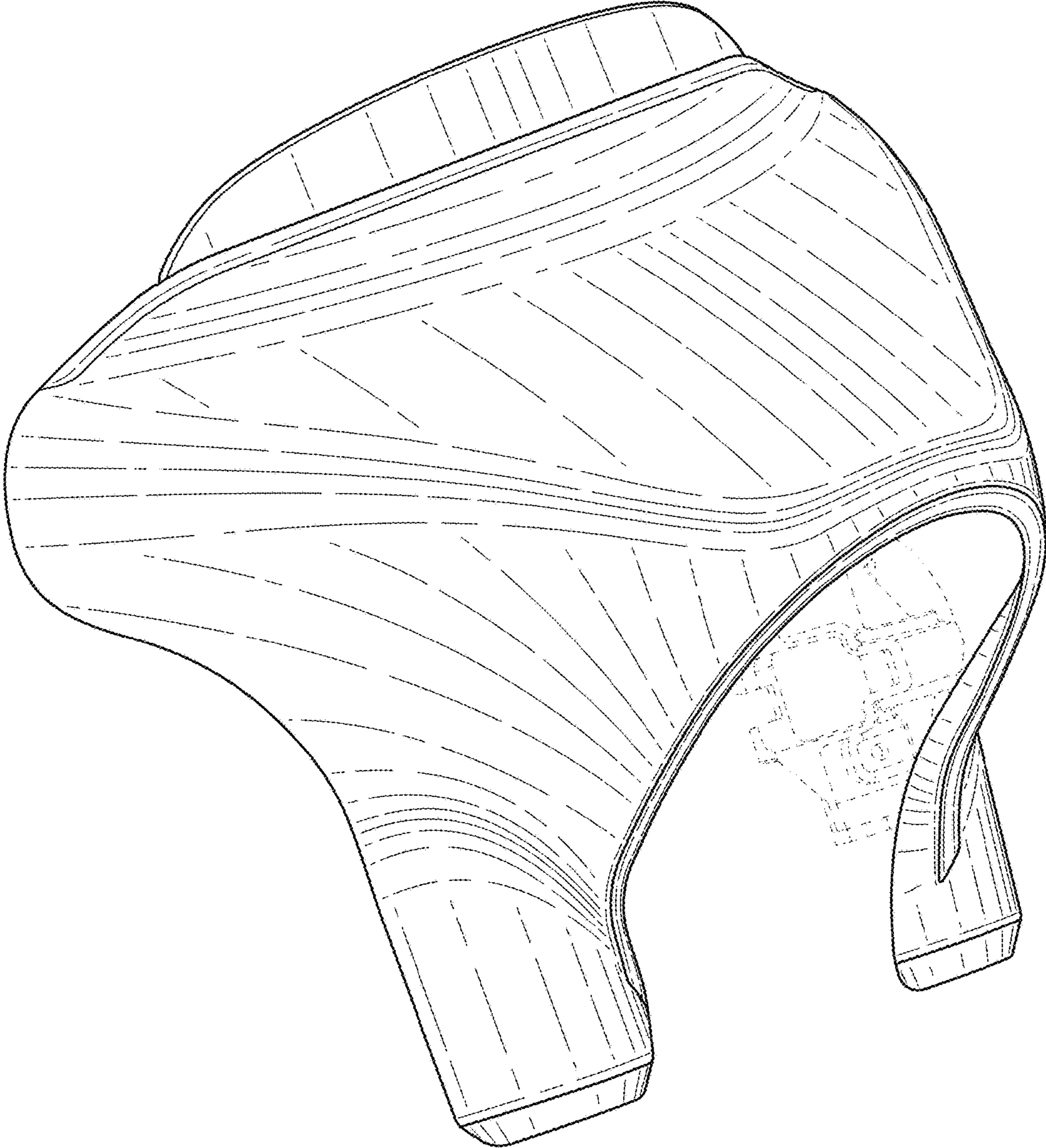


FIG. 1

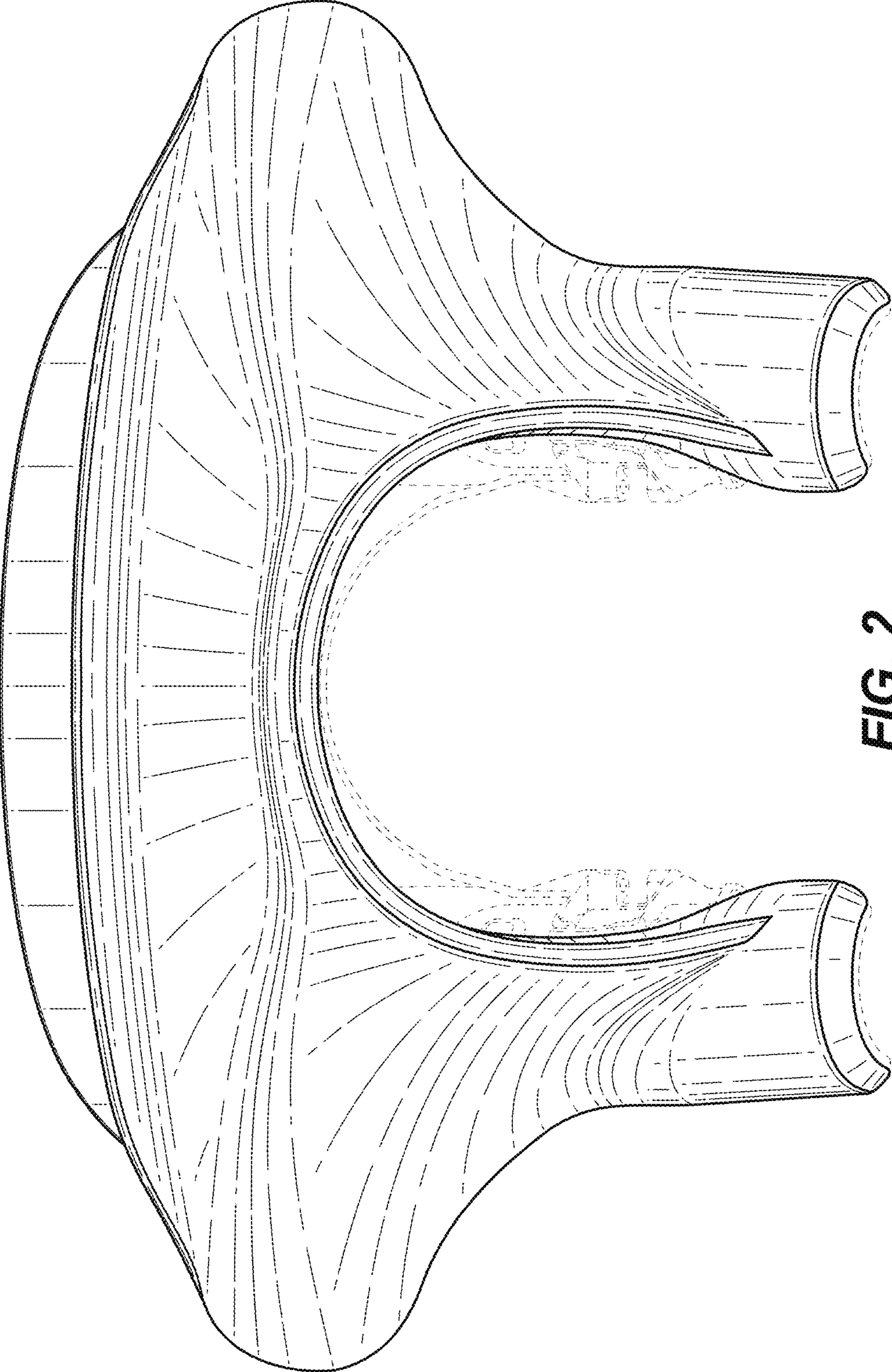


FIG. 2




FIG. 3

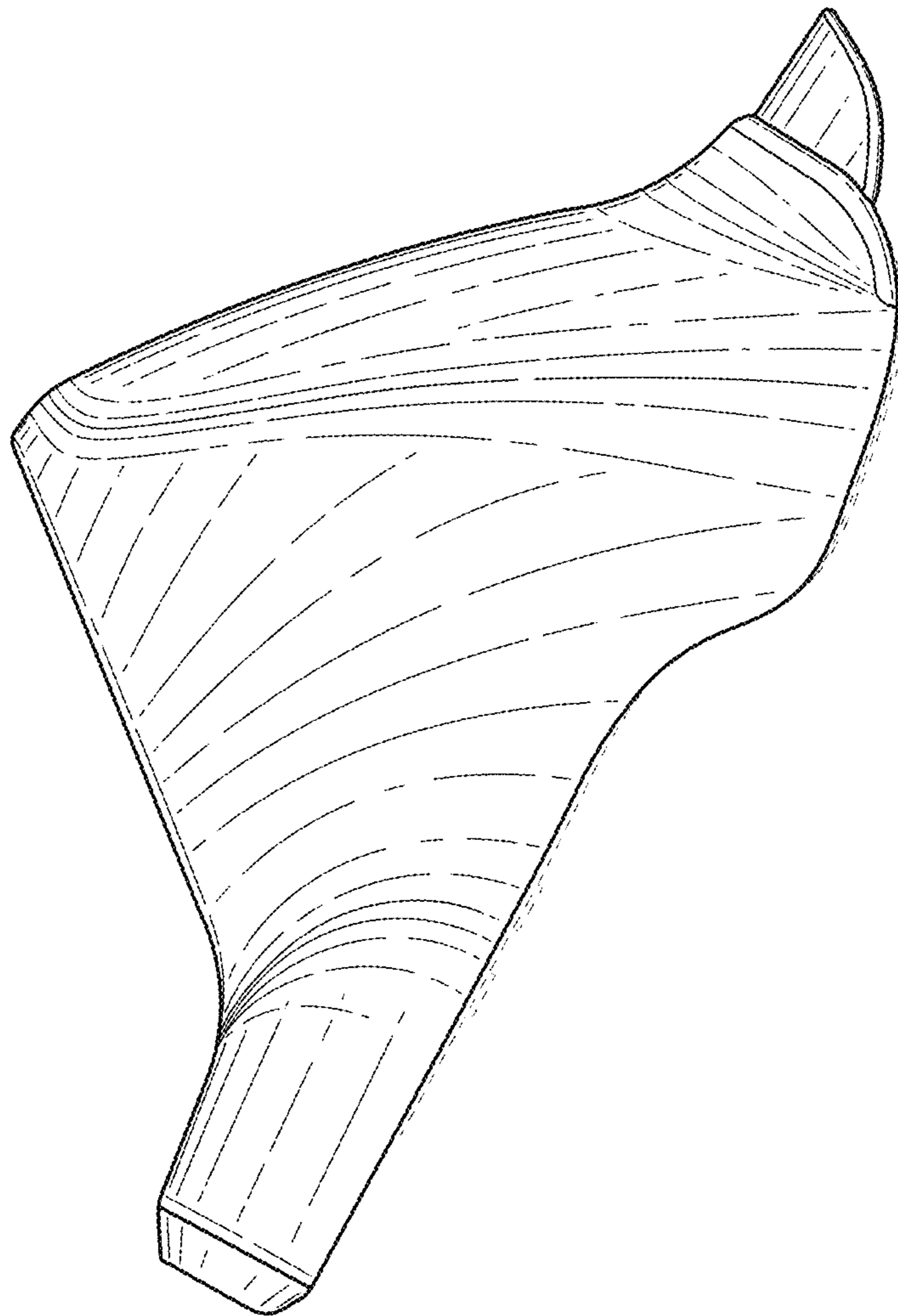


FIG. 4

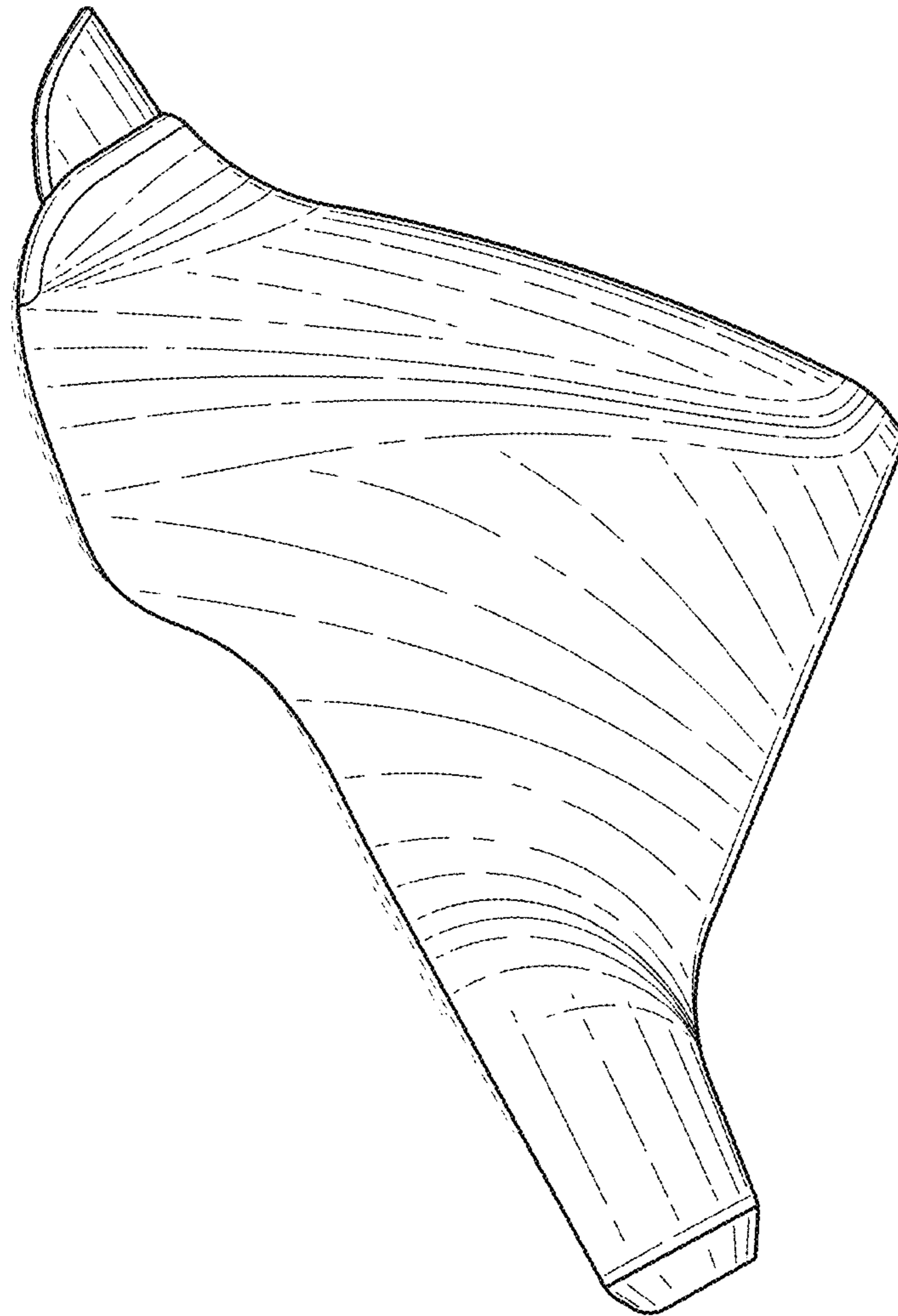


FIG. 5

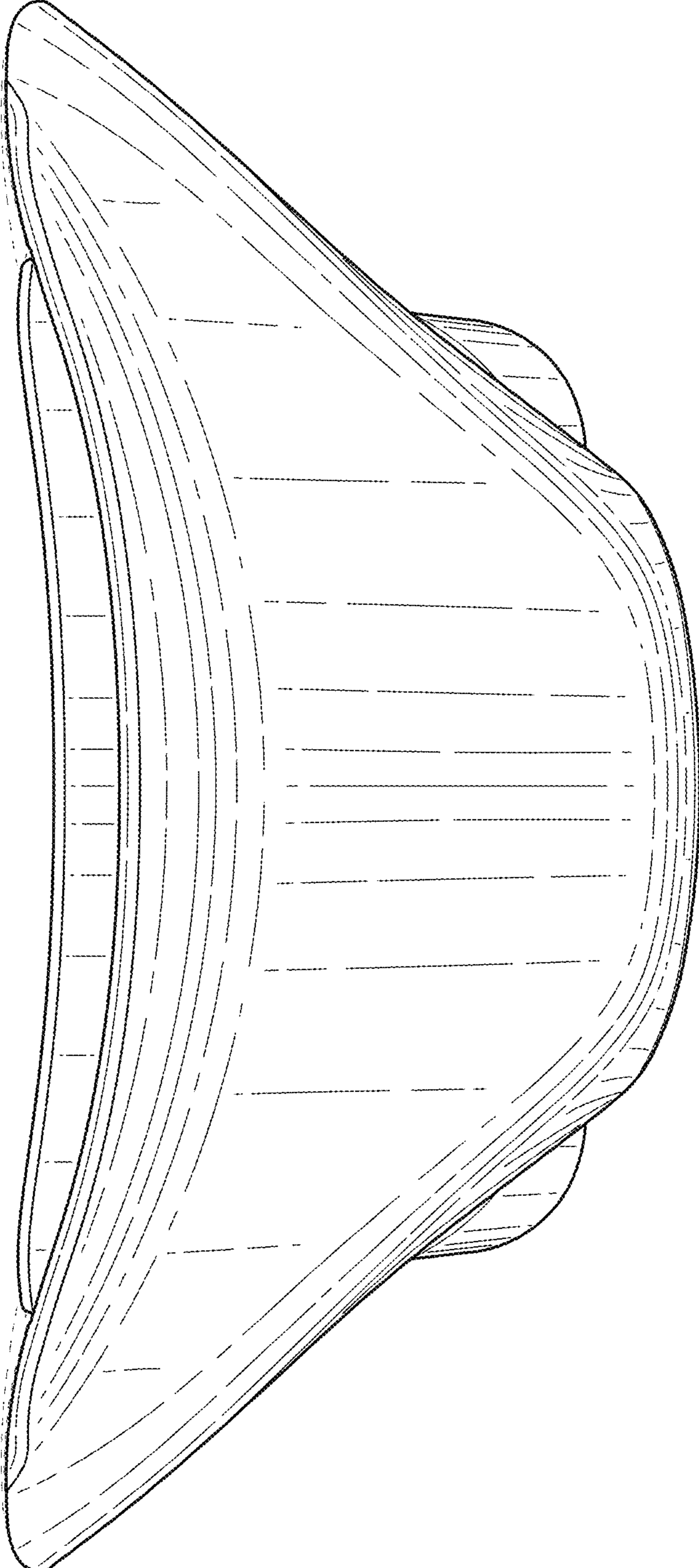


FIG. 6

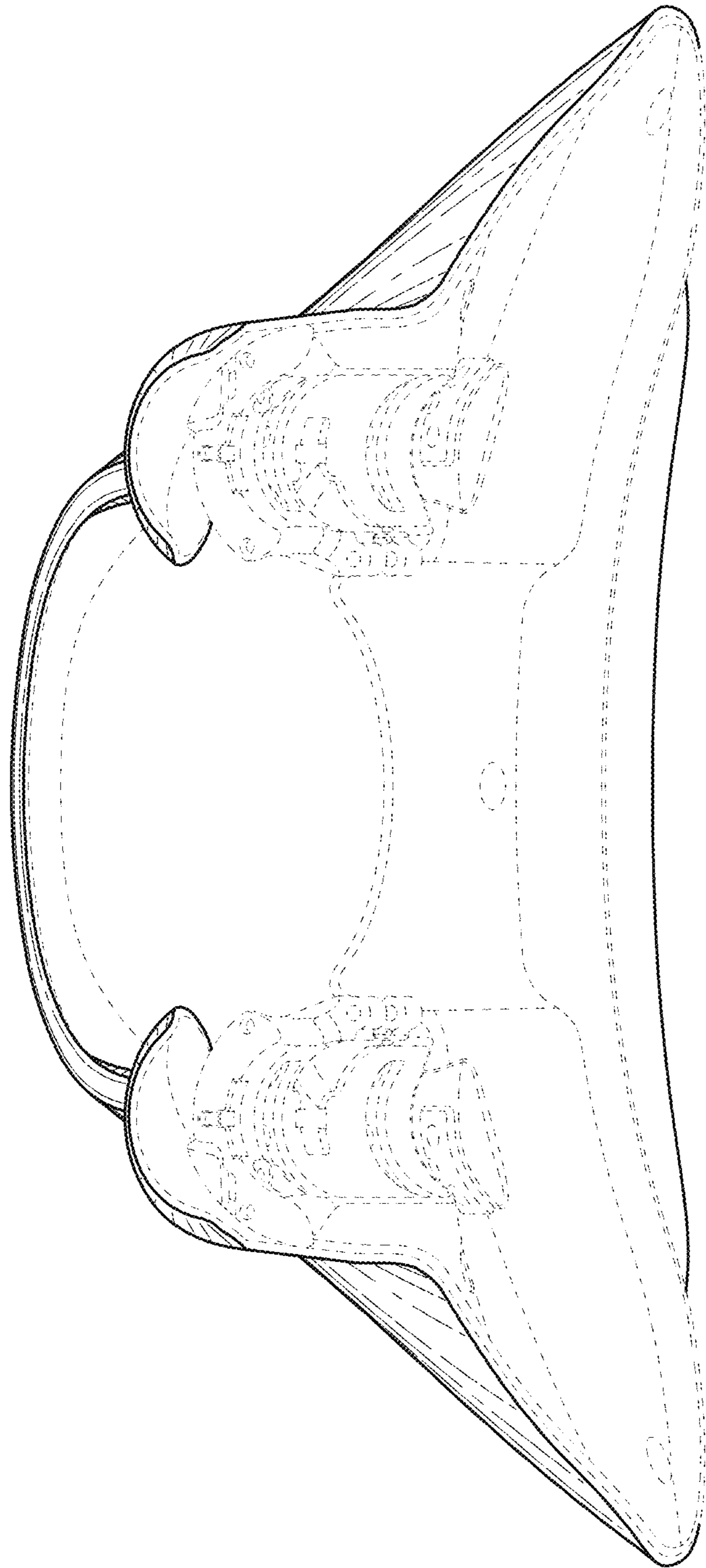


FIG. 7