



US00D831534S

(12) **United States Design Patent** (10) **Patent No.:** **US D831,534 S**
Wang (45) **Date of Patent:** **** Oct. 23, 2018**

(54) **FLOWERPOT**
(71) Applicant: **Dongguan Sunland Technology Co., Ltd.**, Dongguan, Guangdong Province (CN)
(72) Inventor: **Yi Wang**, Shenzhen (CN)
(73) Assignee: **Dongguan Sunland Technology Co., Ltd.**, Dongguan, Guangdong Province (CN)
(**) Term: **15 Years**
(21) Appl. No.: **29/601,002**
(22) Filed: **Apr. 18, 2017**
(51) **LOC (11) Cl.** **11-02**
(52) **U.S. Cl.**
USPC **D11/152**
(58) **Field of Classification Search**
USPC D6/403-405, 556-558; D11/143-156, D11/164
CPC . A01G 9/00; A01G 9/02; A01G 9/021; A01G 9/022; A01G 9/027; A01G 9/04; A01G 9/047; A01G 9/10; A01G 7/07; A01G 27/02; A01G 31/02; A01G 31/06
See application file for complete search history.

(56) **References Cited**
U.S. PATENT DOCUMENTS
1,297,484 A * 3/1919 Lutey A01G 9/04 47/67
1,945,967 A * 2/1934 Colbie B65D 7/34 220/669
D109,069 S * 3/1938 Matassa D11/152
D125,058 S * 2/1941 Ratner 47/75
D150,233 S * 7/1948 Jones D11/153
2,641,299 A * 6/1953 Bloom A47G 7/08 156/172

3,192,665 A * 7/1965 Cloud A01G 27/06 47/80
4,156,308 A * 5/1979 Gebhart B27J 7/00 112/475.08
D422,048 S * 3/2000 Walker D23/201
D453,562 S * 2/2002 Makino D23/366
D524,605 S * 7/2006 Czebiniak D7/565
D536,277 S * 2/2007 Cabeza D11/152
D636,700 S * 4/2011 White D11/148
D636,702 S * 4/2011 White D11/152
D636,703 S * 4/2011 White D11/152
D663,236 S * 7/2012 Pedersen D11/154
D723,418 S * 3/2015 Thuma D11/143
D739,781 S * 9/2015 Pettigrew D11/152
D740,162 S * 10/2015 Pettigrew D11/152
9,237,692 B2 * 1/2016 Harbaugh A01G 9/02
D766,128 S * 9/2016 Muhlbauer D11/152
D779,897 S * 2/2017 Thuma D11/143
D789,242 S * 6/2017 Pettigrew D11/152

(Continued)

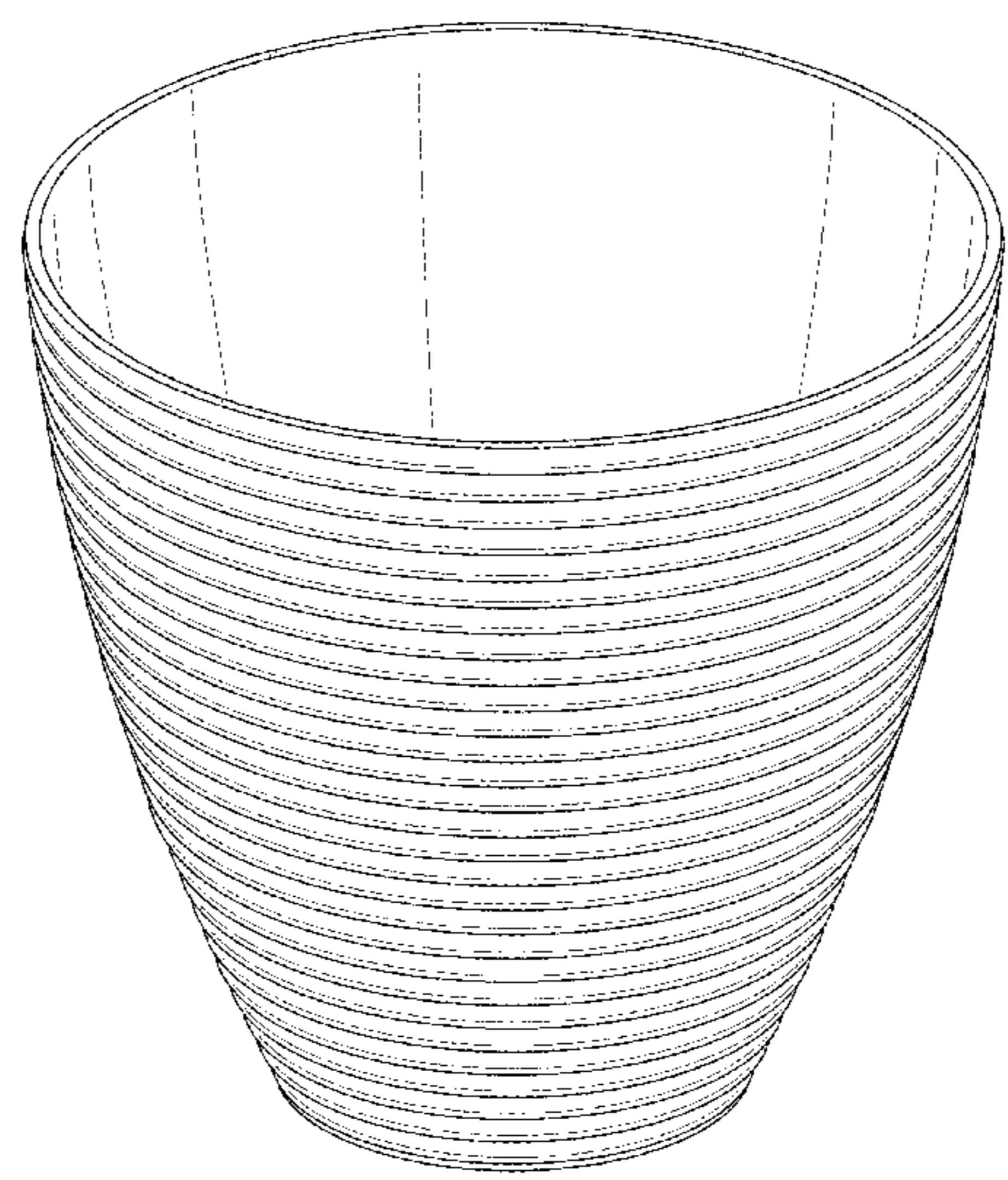
Primary Examiner — Elizabeth A. Albert
(74) Attorney, Agent, or Firm — Duane Morris LLP

(57) **CLAIM**
The ornamental design for a flowerpot, as shown and described.

DESCRIPTION

FIG. 1 is an isometric view of the flowerpot showing my new design;
FIG. 2 is a front elevational view thereof;
FIG. 3 is a rear elevational view thereof;
FIG. 4 is a left side elevational view thereof;
FIG. 5 is a right side elevational view thereof;
FIG. 6 is a top plan view thereof; and,
FIG. 7 is a bottom plan view thereof.
The long and short broken lines in FIG. 6 define the bounds of the claimed design and form no part thereof. The evenly spaced broken lines in FIG. 6 represent a portion of the flowerpot that forms no part of the claimed design.

1 Claim, 7 Drawing Sheets



(56)

References Cited

U.S. PATENT DOCUMENTS

D800,599 S * 10/2017 Dodd D11/152
2010/0107488 A1* 5/2010 King A01G 13/0212
47/20.1
2011/0056130 A1* 3/2011 Wang A01G 9/02
47/65.5
2014/0044892 A1* 2/2014 Glenn A01G 9/02
428/16

* cited by examiner

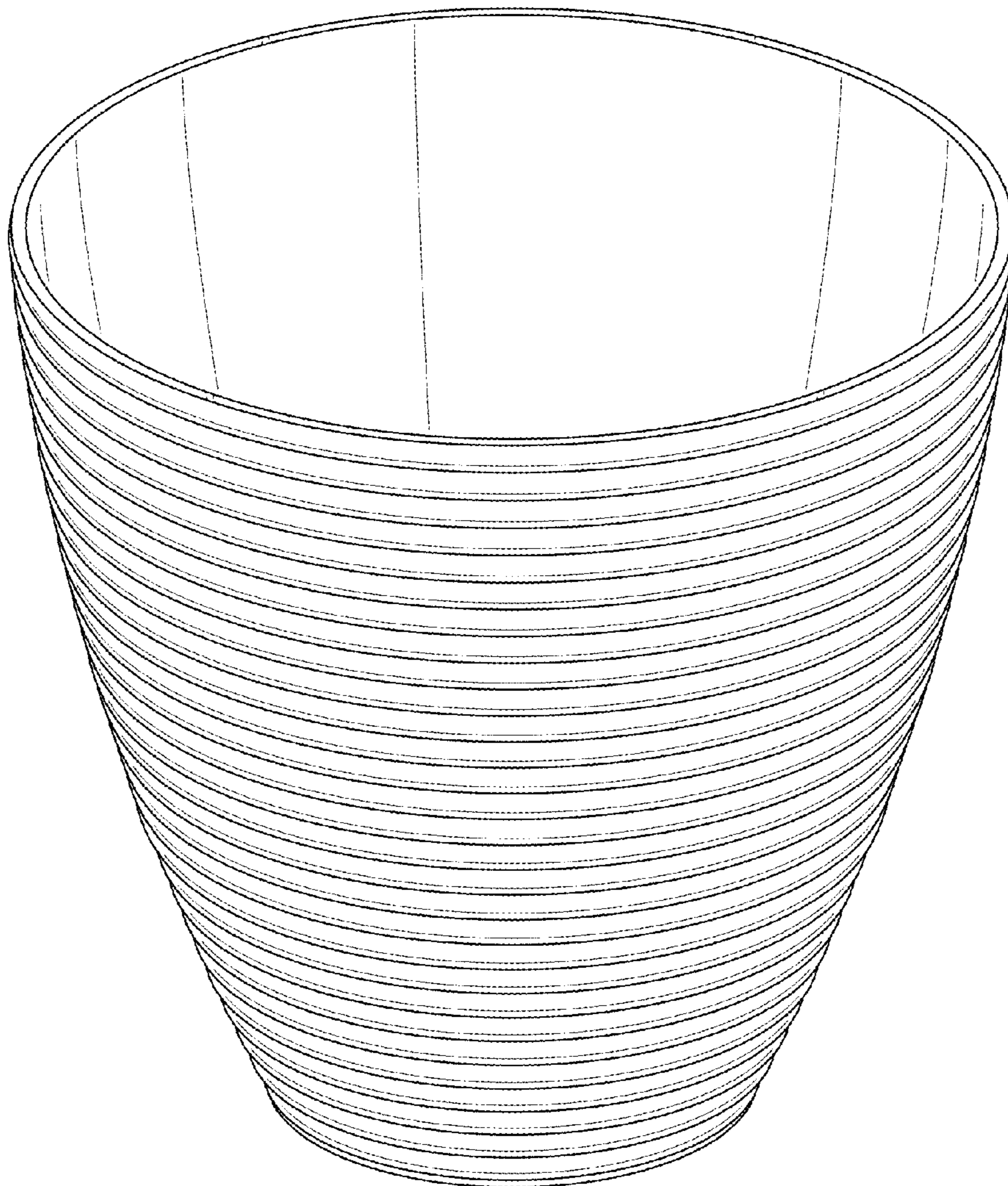


FIG. 1

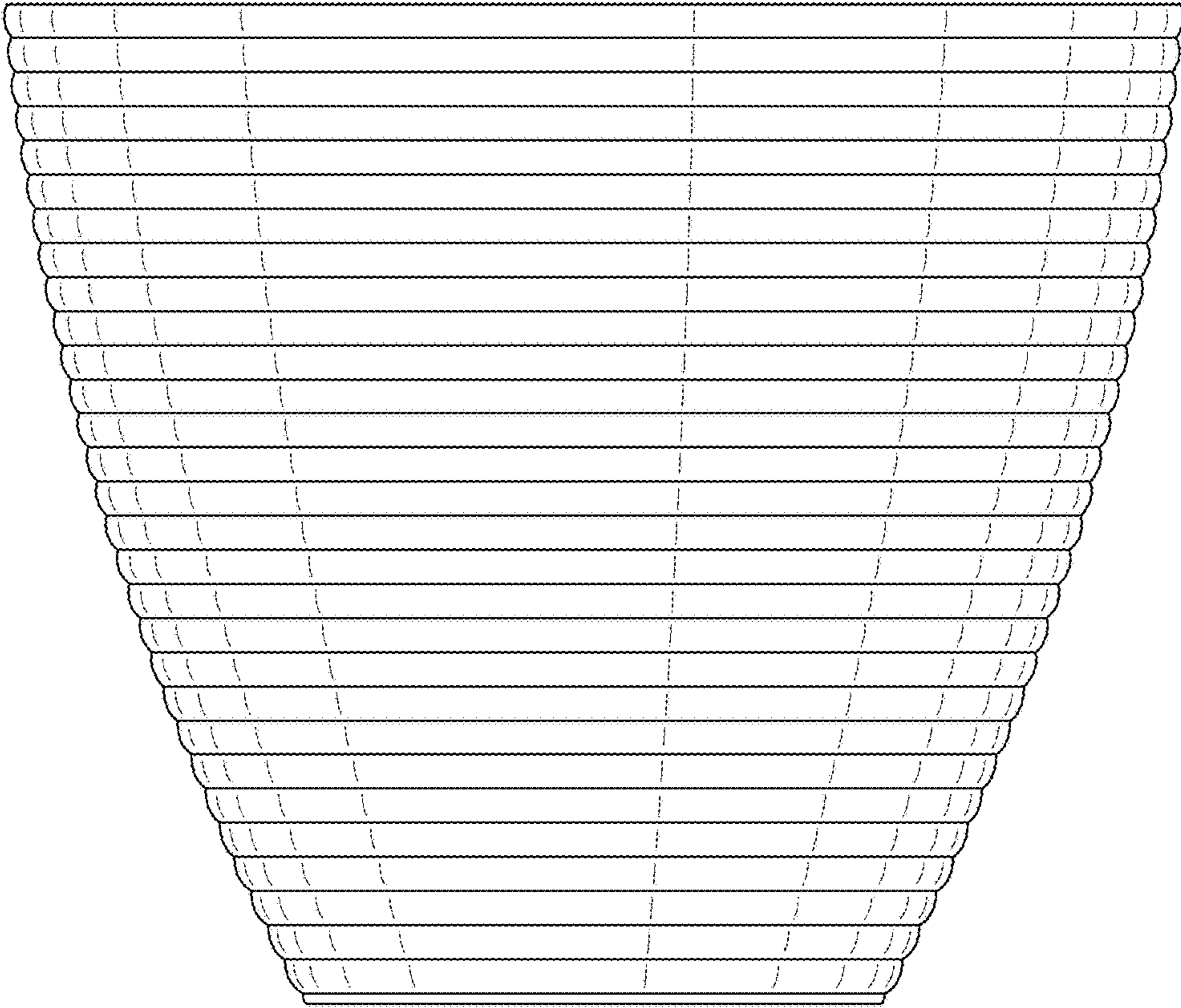


FIG. 2

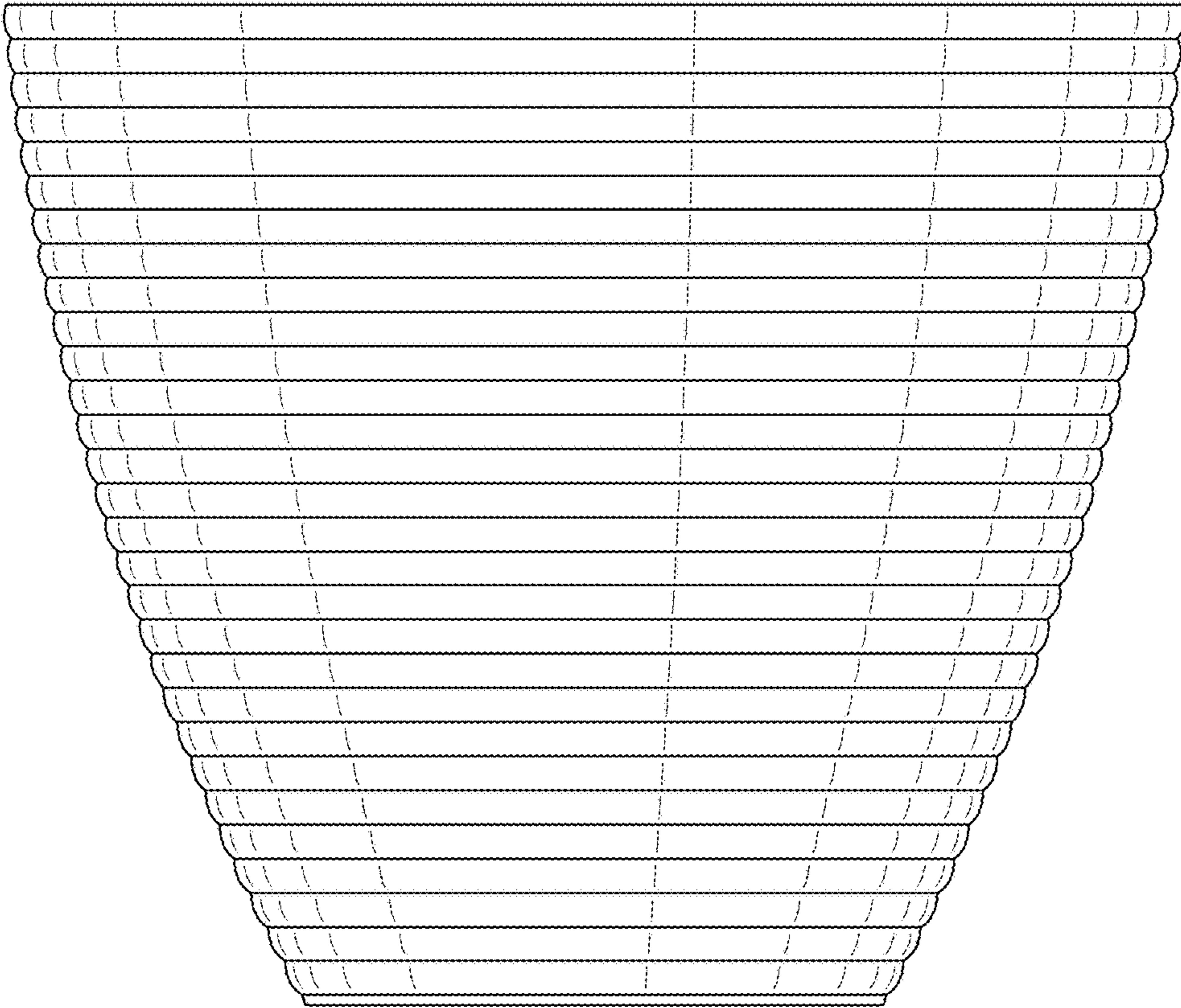


FIG. 3

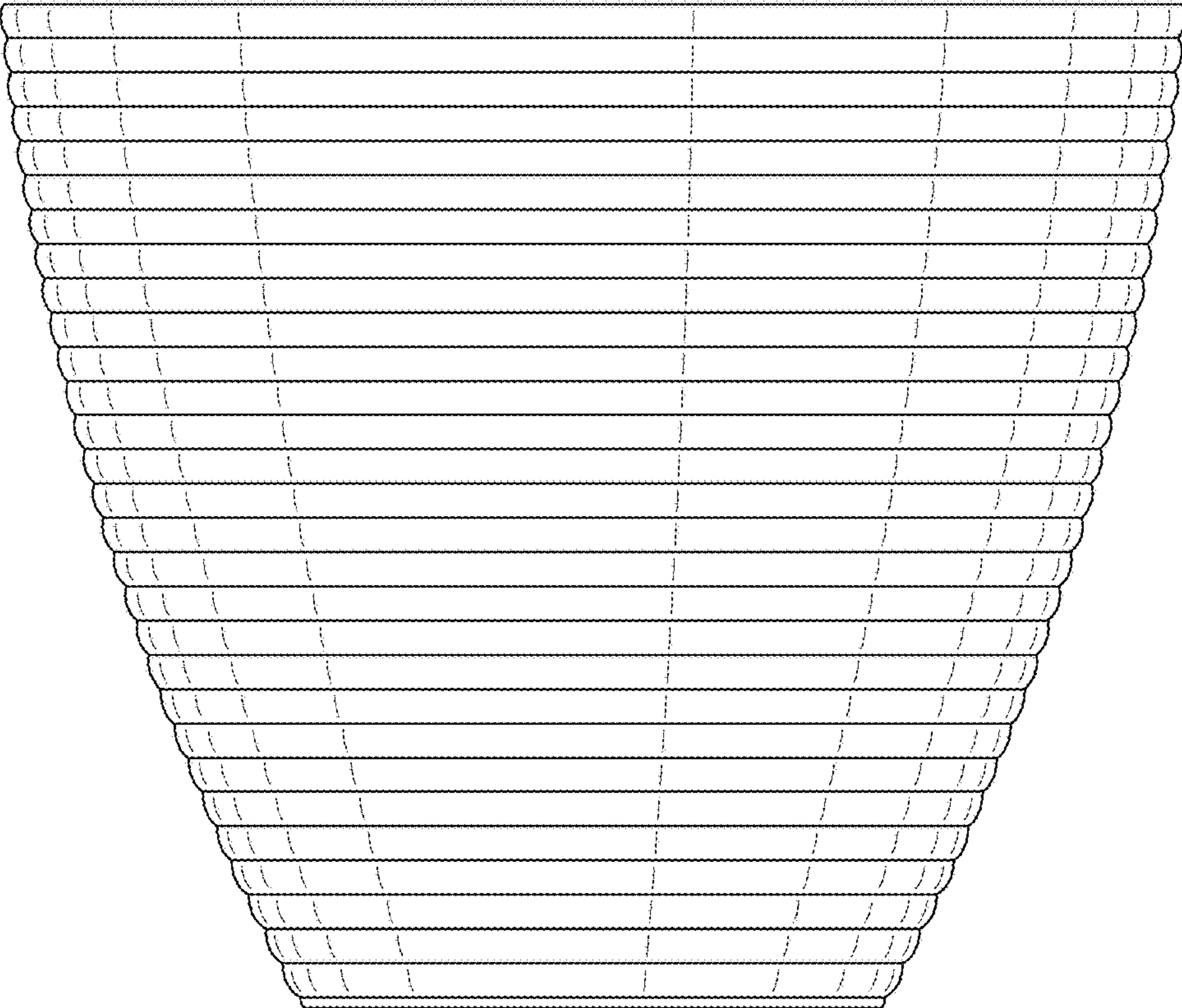


FIG. 4

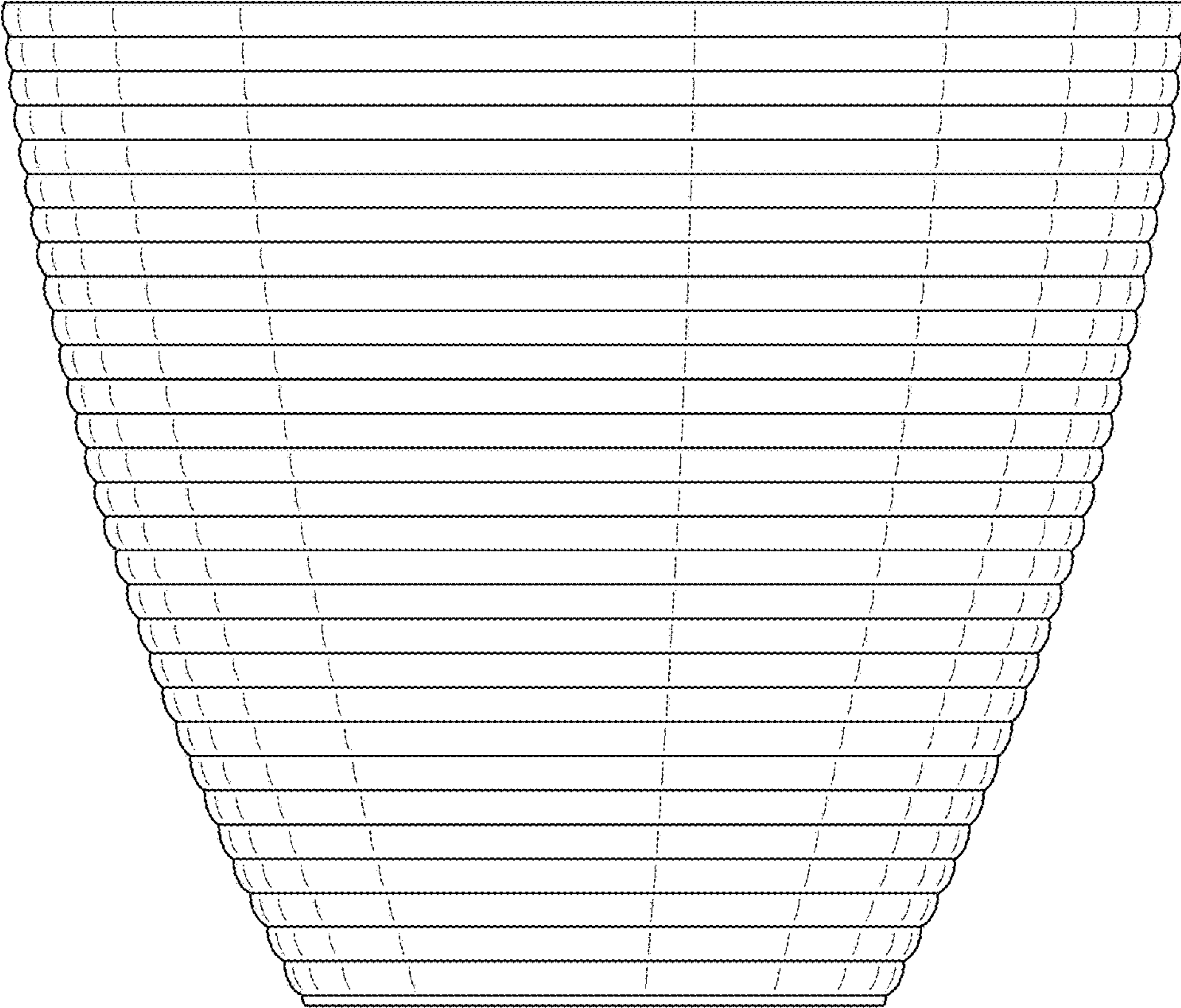


FIG. 5

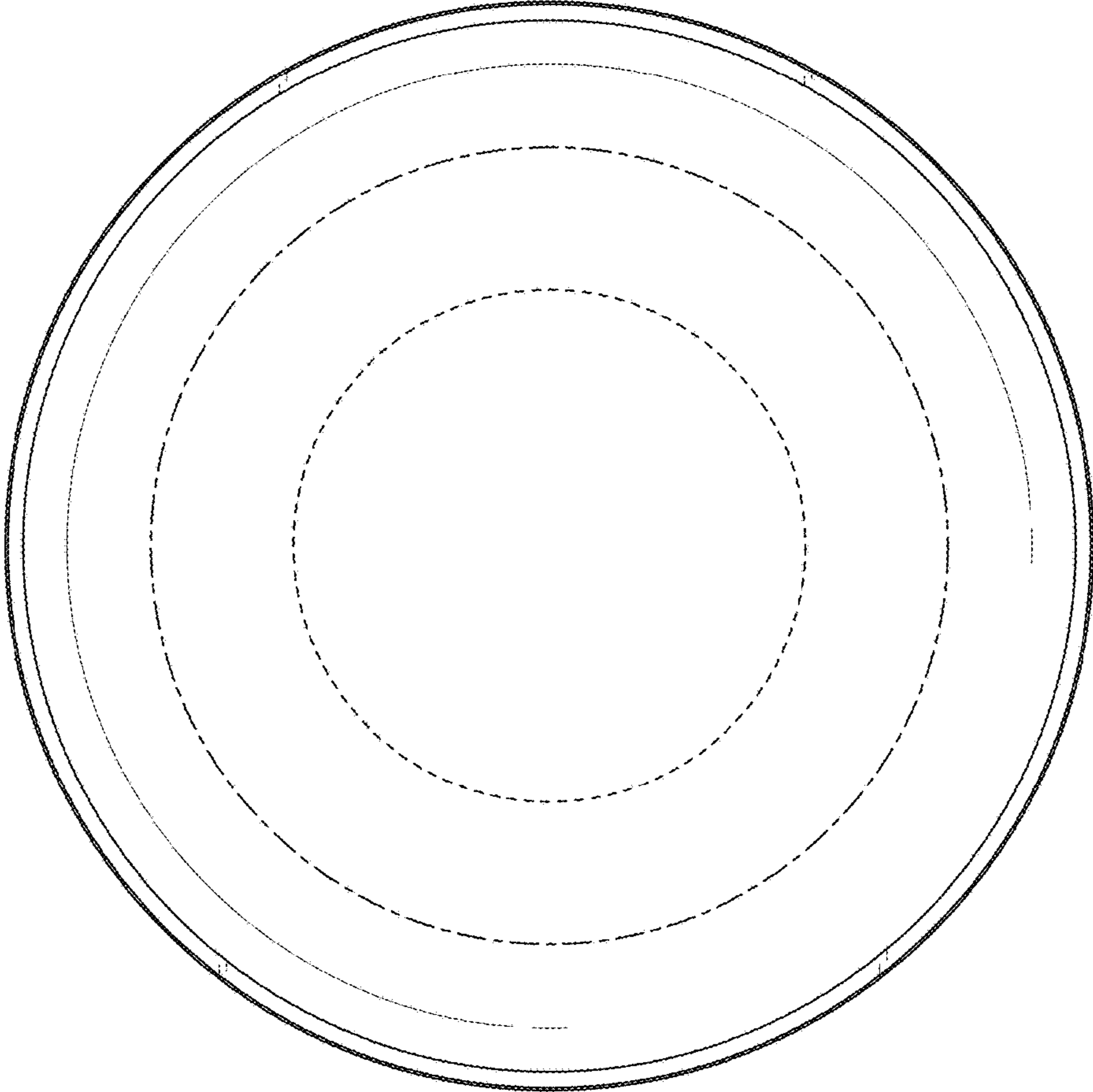


FIG. 6

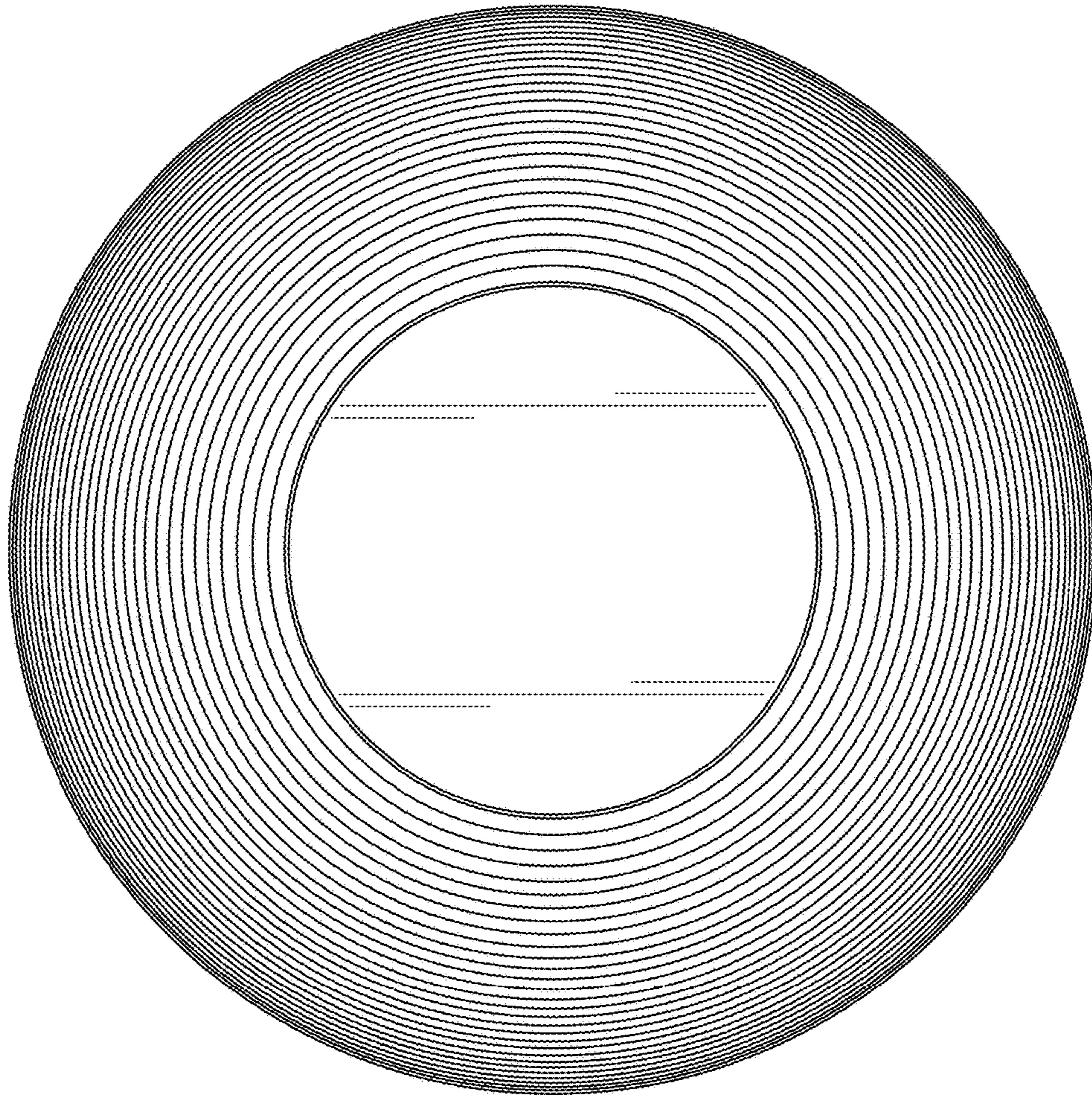


FIG. 7