



US00D831518S

(12) **United States Design Patent**  
**Tschudin et al.**

(10) **Patent No.:** **US D831,518 S**

(45) **Date of Patent:** **\*\* Oct. 23, 2018**

(54) **HOUSING FOR A MEASURING APPARATUS**

(71) Applicant: **Endress + Hauser Flowtec AG**,  
Reinach (CH)

(72) Inventors: **Beat Tschudin**, Reinach (CH);  
**Jean-Claude Chevrolet**, Aesch (CH);  
**Martin Schultheiss**,  
Schwabisch-Gmund (DE)

(73) Assignee: **ENDRESS + HAUSER FLOWTEC**  
**AG**, Reinach (CH)

(\*\*) Term: **15 Years**

(21) Appl. No.: **29/588,327**

(22) Filed: **Dec. 20, 2016**

(30) **Foreign Application Priority Data**

Jun. 21, 2016 (EM) ..... 003232057  
Nov. 8, 2016 (EM) ..... 003451897

(51) **LOC (11) Cl.** ..... **10-04**

(52) **U.S. Cl.**  
USPC ..... **D10/96; D10/101**

(58) **Field of Classification Search**  
USPC ..... D10/46, 96, 101, 102  
CPC ..... G01F 1/40; G01F 1/42; G01F 1/44; G01F  
1/46; G01F 1/74; G01F 11/003; G01F  
11/006; G01N 21/03; G01N 21/05; G01N  
2021/0378; G01N 2021/0382; G01N  
2021/052; G01N 2021/054; G01N  
2021/056; G01N 2021/058; G01N 11/00;  
G01N 3/46; G01N 33/383; G01N  
2203/0658; G01N 2203/0688; G01N  
33/0623; G01N 33/067; G01N  
2213/0208; G01N 29/11; G01N 29/12;  
G01N 29/2418; G01N 29/045; G01N  
29/225; G01N 29/226; G01N 29/223;  
G01N 29/07; G01N 29/42; G01N 29/46;  
G01N 29/24-29/2493; G01N 2291/0427;  
G01N 2291/0231; G01N 2291/02827;

G01N 2291/0258; G01N 2291/0232;  
G01N 291/011; G01N 3/32; G01N 33/38;  
G01N 33/381-33/388; G01M 5/005;  
G01M 5/0058; G01M 5/0075

See application file for complete search history.

(56) **References Cited**

U.S. PATENT DOCUMENTS

4,421,417 A \* 12/1983 McQuade ..... G01F 1/363  
368/1  
D796,362 S \* 9/2017 Amamiya ..... D10/96  
D800,590 S \* 10/2017 Kuppi ..... D10/96

\* cited by examiner

*Primary Examiner* — Antoine Duval Davis

(74) *Attorney, Agent, or Firm* — Bacon & Thomas, PLLC

(57) **CLAIM**

The ornamental design for a housing for a measuring apparatus, as shown and described.

**DESCRIPTION**

FIG. 1 is a right-side isometric view of a housing of the measuring apparatus, the measuring apparatus comprising a flowmeter, a densimeter, and a viscometer, as well as the housing for such meters, rotated about its longitudinal axis; FIG. 2 is a plan view slightly rotated about its longitudinal axis view of the housing of the measuring apparatus of FIG. 1;


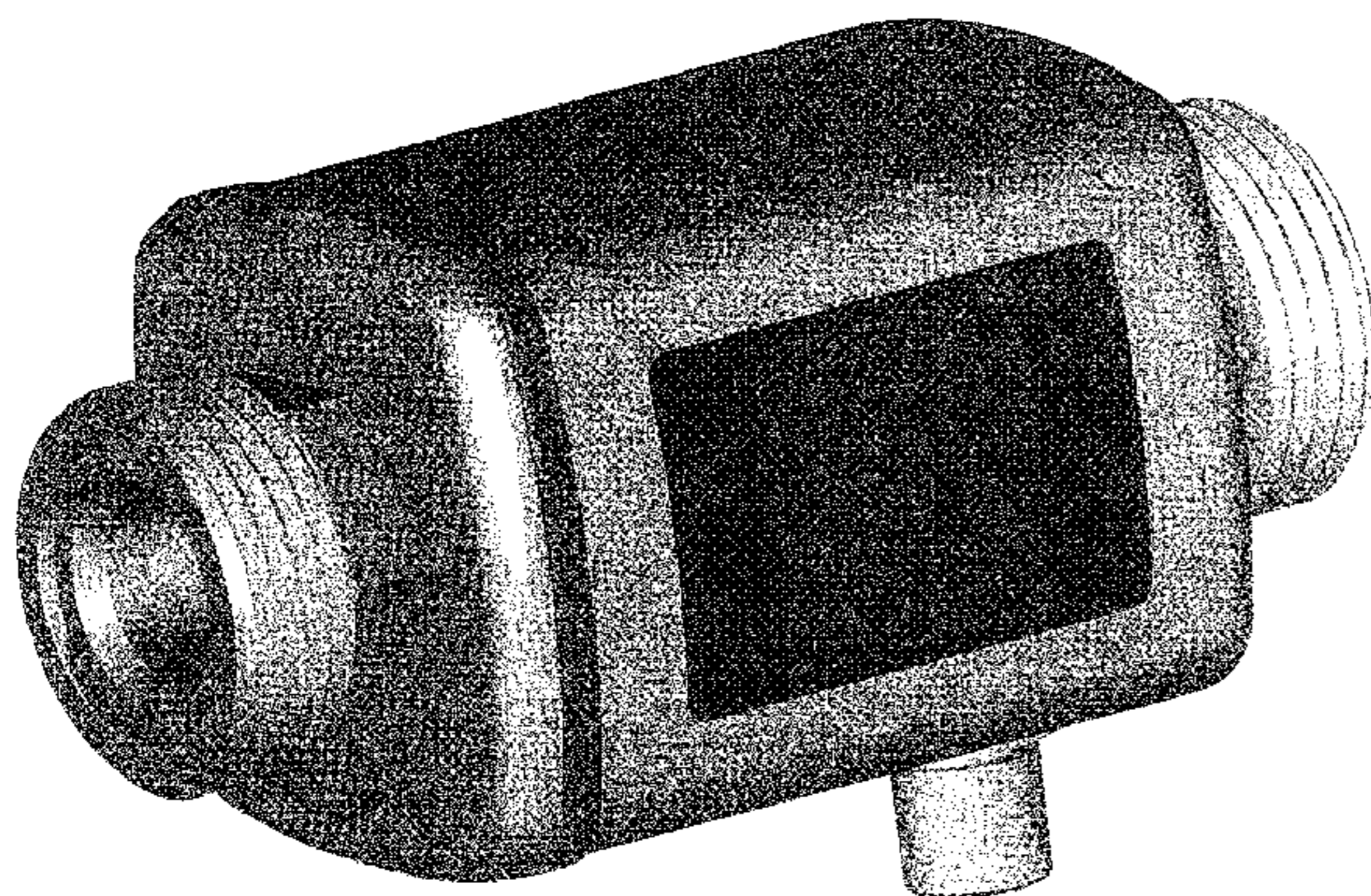
FIG. 3 is a front side, downwardly oriented isometric view of the housing of the measuring apparatus of FIG. 1;

FIG. 4 is a front side, upwardly oriented isometric view of the housing of the measuring apparatus of FIG. 1;

FIG. 5 is a front side, downwardly oriented isometric view of an alternate embodiment of the housing of the measuring apparatus of FIGS. 1-3; and,

FIG. 6 is a rear, upwardly oriented isometric view of the alternate embodiment of the housing of the measuring apparatus of FIGS. 1-3.

**1 Claim, 6 Drawing Sheets**






Fig. 1





Fig. 2

Fig.3






Fig. 4




Fig. 5




Fig. 6