US00D831508S

(12) United States Design Patent

Cazzola

(10) Patent No.: US D831,508 S
(45) Date of Patent: ** Oct. 23, 2018

(54) **WRIST WATCH**

(71) Applicant: **FOPE S.P.A.**, Vicenza (IT)

(72) Inventor: **Umberto Cazzola**, Vicenza (IT)

(73) Assignee: **FOPE S.P.A.**, Vicenza (IT)

(**) Term: **15 Years**

(21) Appl. No.: **35/502,778**

(22) Filed: **Mar. 14, 2017**

(80) **Hague Agreement Data**

Int. Filing Date: **Mar. 14, 2017**
Int. Reg. No.: **DM/095440**
Int. Reg. Date: **Mar. 14, 2017**
Int. Reg. Pub. Date: **Apr. 7, 2017**

(30) **Foreign Application Priority Data**

Dec. 28, 2016 (EM) 003545581

(51) **LOC (11) Cl.** **10-02**

(52) **U.S. Cl.**
USPC **D10/32**

(58) **Field of Classification Search**
USPC D10/1–2, 22, 32
See application file for complete search history.

(56) **References Cited**

U.S. PATENT DOCUMENTS

D507,974	S	*	8/2005	Strasser	D10/30
D703,552	S	*	4/2014	Monachon	D10/32
D706,142	S	*	6/2014	Monachon	D10/32
D720,630	S	*	1/2015	Nashimoto	D10/32
D735,588	S	*	8/2015	Shimunov	D10/32
D769,135	S	*	10/2016	Chen	D10/39
D772,731	S	*	11/2016	Michele	D10/39
D793,876	S	*	8/2017	Lasserre	D10/38

* cited by examiner

Primary Examiner — George D. Kirschbaum
(74) *Attorney, Agent, or Firm* — Workman Nydegger

(57) **CLAIM**

The ornamental design for a wrist watch, as shown and described.

DESCRIPTION

Figure **1.1** is a front perspective view of a wrist watch showing my new design;
Figure **1.2** is a front elevational view thereof;
Figure **1.3** is a front elevational view thereof without the band;
Figure **1.4** is a right side perspective view thereof;
Figure **1.5** is a left side perspective view thereof; and
Figure **1.6** is a back perspective view thereof.

1 Claim, 6 Drawing Sheets

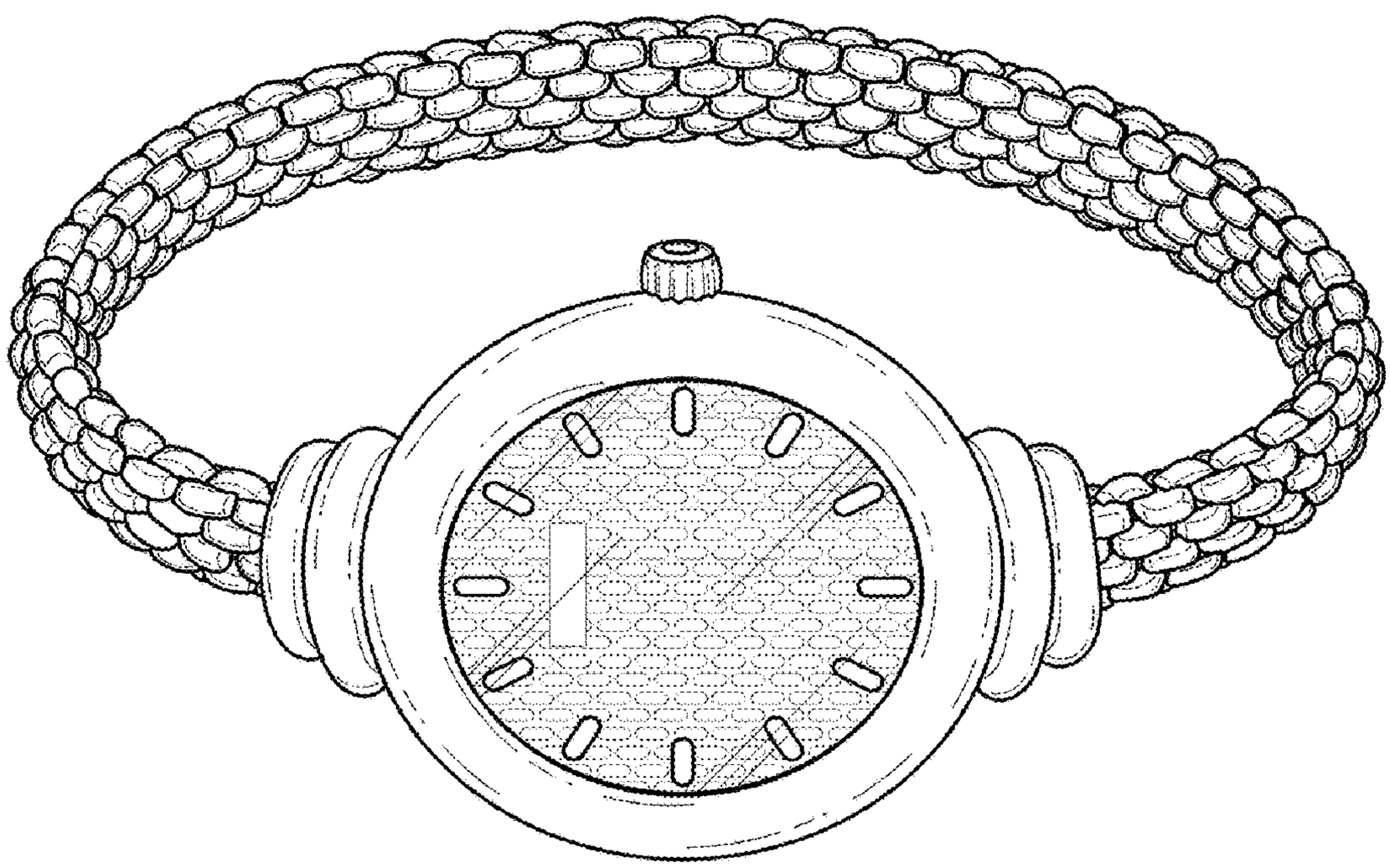

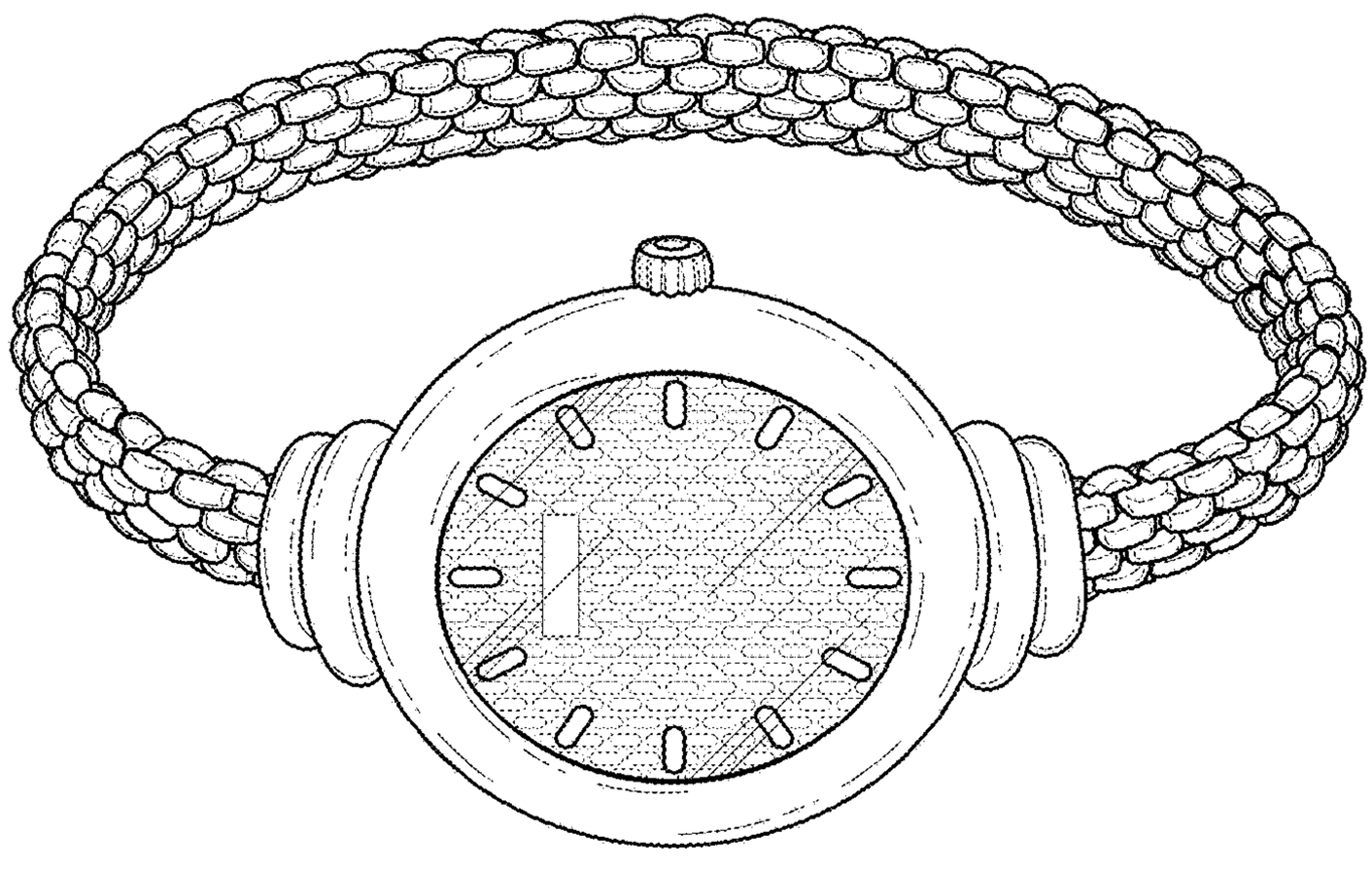

1.1

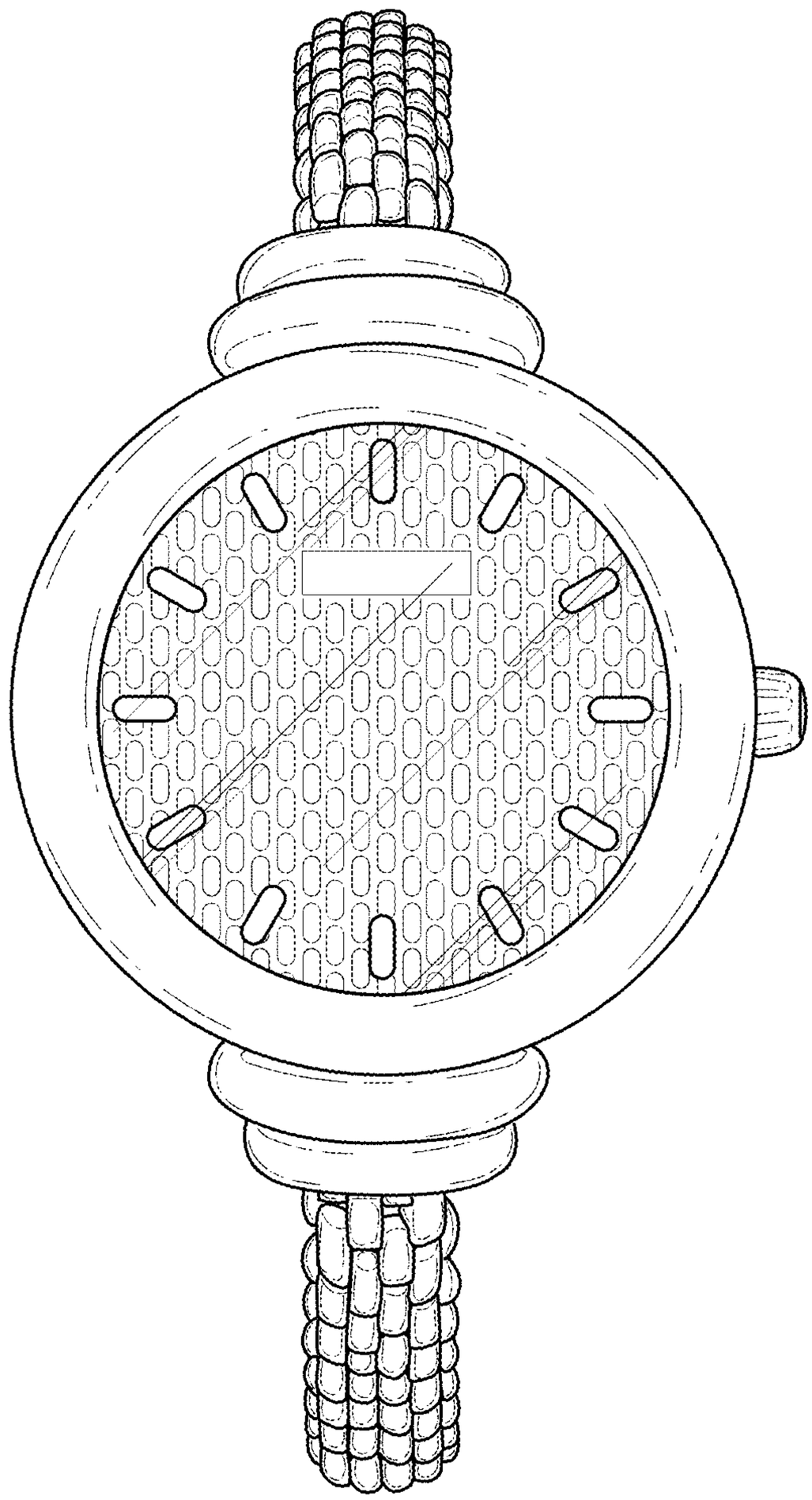

1.2



1.3

1.4

1.5

1.6