



US00D831504S

(12) **United States Design Patent**
Borg et al.

(10) **Patent No.:** **US D831,504 S**
(45) **Date of Patent:** **** Oct. 23, 2018**

(54) **SIX-PACK CONTAINER CARRIER WITH RAISED STRAP**

D502,406 S * 3/2005 Eddings D7/706
6,874,620 B2 * 4/2005 Mattson B65D 71/504
206/148
7,377,382 B2 * 5/2008 Borg B65D 71/50
206/150

(71) Applicant: **Oregon Precision Industries, Inc.**,
Eugene, OR (US)

(Continued)

(72) Inventors: **Zakary James Borg**, Eugene, OR
(US); **Ronald Lee Mellor, Jr.**, Eugene,
OR (US)

OTHER PUBLICATIONS

(73) Assignee: **Oregon Precision Industries, Inc.**,
Eugene, OR (US)

PakTech Handles, available Nov. 24, 2016, [online], [site visited Jul. 7, 2018]. Available from internet, <URL: https://paktech-opi.com/ (Year: 2016).*

(Continued)

(**) Term: **15 Years**

Primary Examiner — Cathron C Brooks
Assistant Examiner — W. A. Teddy Falloway
(74) *Attorney, Agent, or Firm* — Alleman Hall Creasman & Tuttle LLP

(21) Appl. No.: **29/610,799**

(22) Filed: **Jul. 14, 2017**

(51) **LOC (11) Cl.** **09-03**

(52) **U.S. Cl.**
USPC **D9/753; D9/752**

(58) **Field of Classification Search**
USPC D9/750-754, 455, 456; D3/315;
206/150, 151, 159-161, 199, 821, 200,
206/145, 216, 164, 430, 503, 509, 427,
206/206; 294/87.2, 87.28, 159
CPC B65D 71/50; B65D 21/0224; B65D 67/02;
B65D 71/502; B65D 71/504; B65D
21/0206; B65D 21/0219; A47F
2200/0583; A47G 23/0208

(57) **CLAIM**

The ornamental design for a six-pack container carrier with raised strap, as shown and described.

See application file for complete search history.

DESCRIPTION

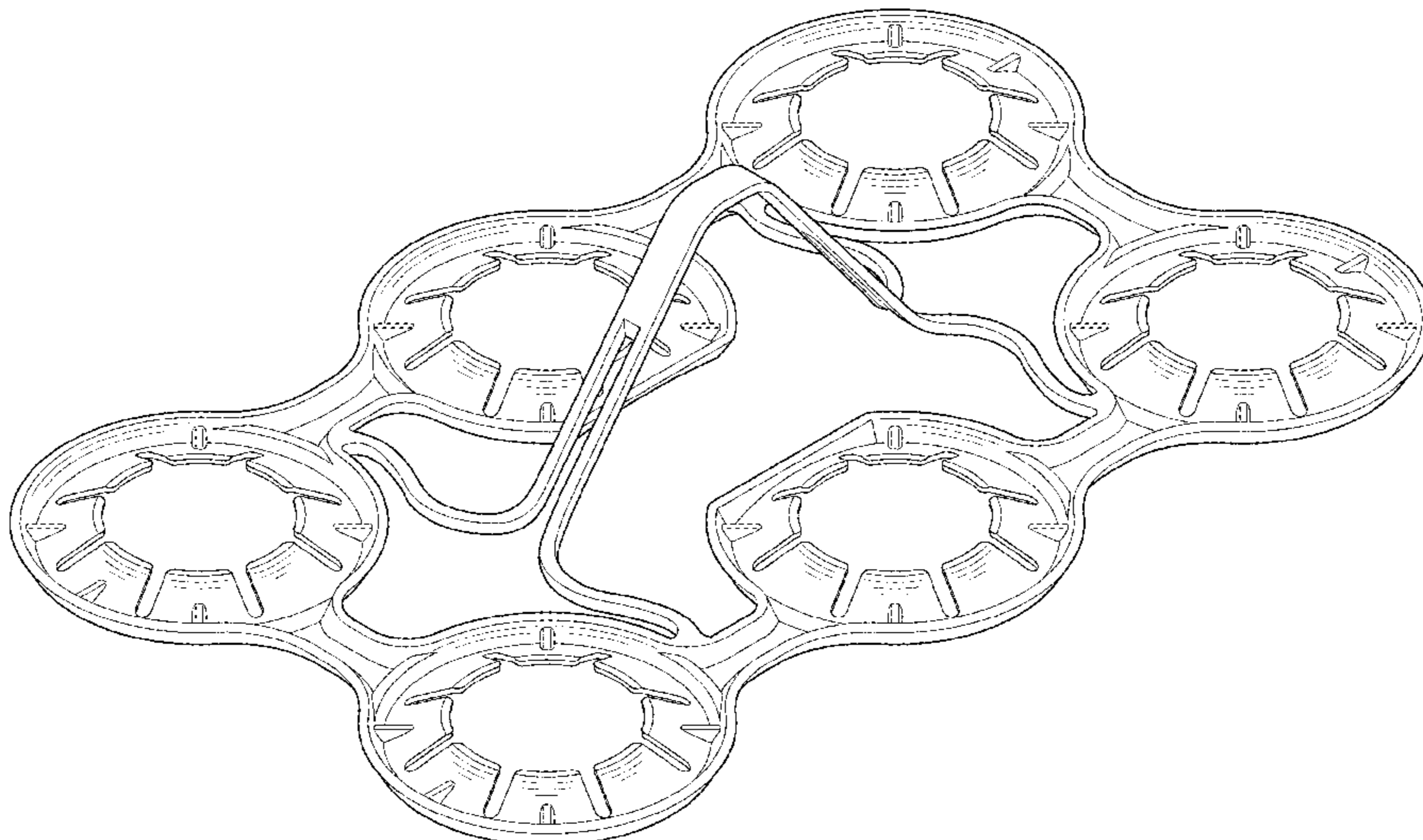
FIG. 1 is a top perspective view of an ornamental design for a six-pack container carrier with raised strap showing our new design.
FIG. 2 is a bottom perspective view of the six-pack container carrier with raised strap of FIG. 1.
FIG. 3 is a top view of the six-pack container carrier with raised strap of FIG. 1.
FIG. 4 is a bottom view of the six-pack container carrier with raised strap of FIG. 1.
FIG. 5 is a front view of the six-pack container carrier with raised strap of FIG. 1, the back view being a mirror image thereof; and,
FIG. 6 is a right side view of the six-pack container carrier with raised strap of FIG. 1, the left side view being a mirror image thereof.

(56) **References Cited**

U.S. PATENT DOCUMENTS

4,448,452 A * 5/1984 Wood B65D 71/50
206/161
D279,356 S * 6/1985 Moss D9/434
4,634,002 A * 1/1987 Delonghi B65D 71/50
206/151
5,188,413 A * 2/1993 Nathan B65D 71/50
206/151
D408,277 S * 4/1999 Erickson D9/752

1 Claim, 5 Drawing Sheets



(56)

References Cited

U.S. PATENT DOCUMENTS

7,823,943 B2 * 11/2010 Borg B65D 71/50
294/87.2
7,861,853 B2 * 1/2011 Borg B65D 71/50
206/151
D653,560 S * 2/2012 Smithers D9/752
D700,526 S * 3/2014 Borg D9/752
D704,572 S * 5/2014 Borg D9/752
D721,598 S * 1/2015 Borg D9/752
9,517,859 B2 * 12/2016 Borg A47F 7/0071
D781,158 S * 3/2017 Bosworth D7/705
D786,702 S * 5/2017 Borg D9/752
2004/0134799 A1 * 7/2004 Mattson B65D 71/504
206/150
2007/0039836 A1 * 2/2007 Borg B65D 71/50
206/150
2007/0296231 A1 * 12/2007 Borg B65D 71/50
294/87.2
2010/0025360 A1 * 2/2010 Borg B65D 71/50
215/386

2012/0073997 A1 * 3/2012 Borg B65D 21/0206
206/150
2015/0210428 A1 * 7/2015 Borg A47F 7/0071
24/288
2018/0086524 A1 * 3/2018 Tetreault B65D 71/50

OTHER PUBLICATIONS

PakTech Handles, available Apr. 19, 2018, [online], [site visited Jul. 7, 2018]. Available from internet, <URL: <https://paktech-opi.com/> (Year: 2018).*

Can Carrier (by PakTech via Dylan Macnab), available May 2013, [online], [site visited Jul. 7, 2018]. Available from internet, <URL: <http://cargocollective.com/dylanmacnab/CAN-CARRIER> (Year: 2013).*

Plastic 4/6 pack PakTech “can holders” (via Beeradvocate), available Sep. 20, 2017, [online], [site visited Jul. 7, 2018]. Available from internet, <URL: <https://www.beeradvocate.com/community/threads/plastic-4-6-pack-paktech-can-holders.537476/> (Year: 2017).*

* cited by examiner

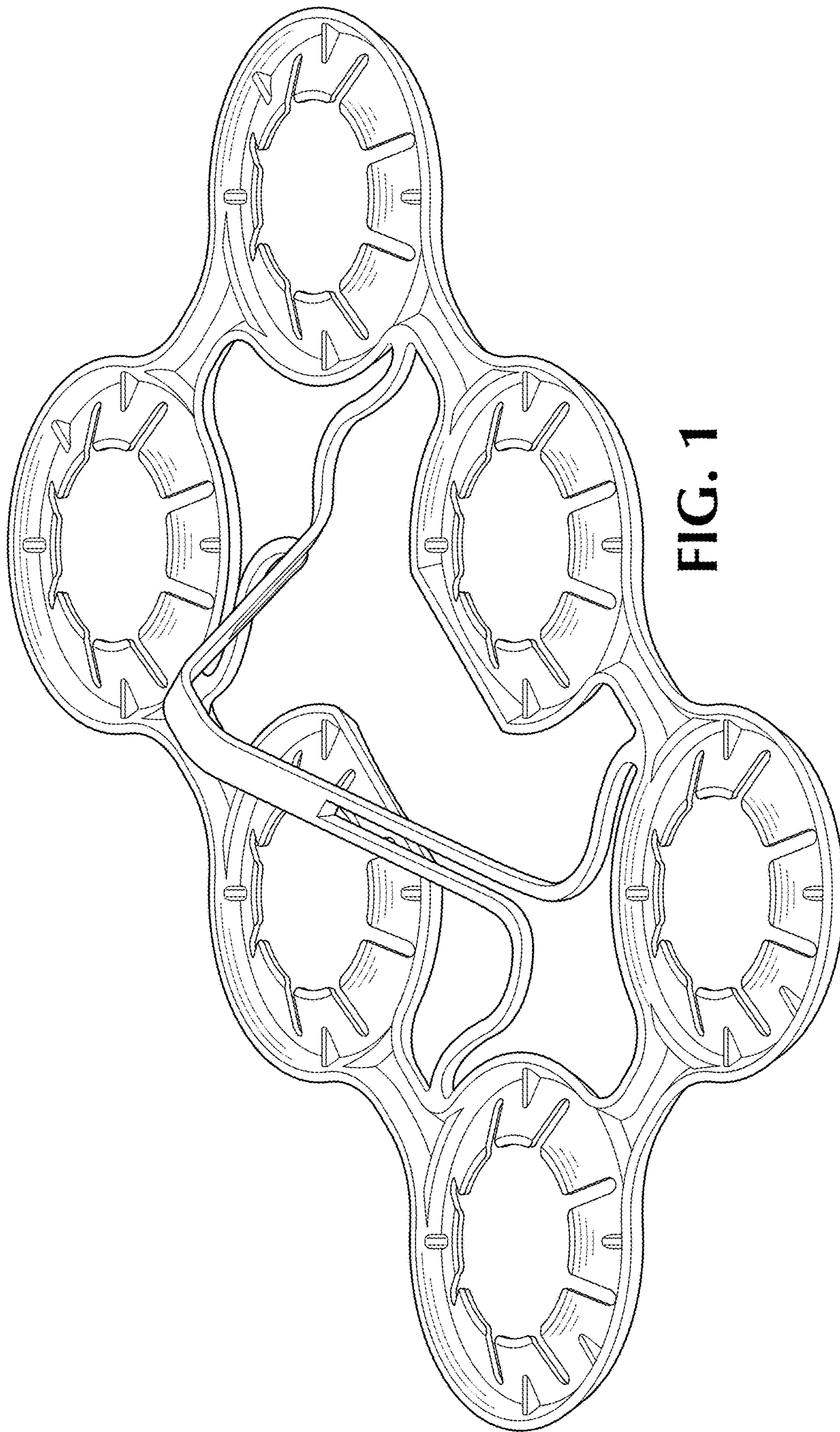


FIG. 1

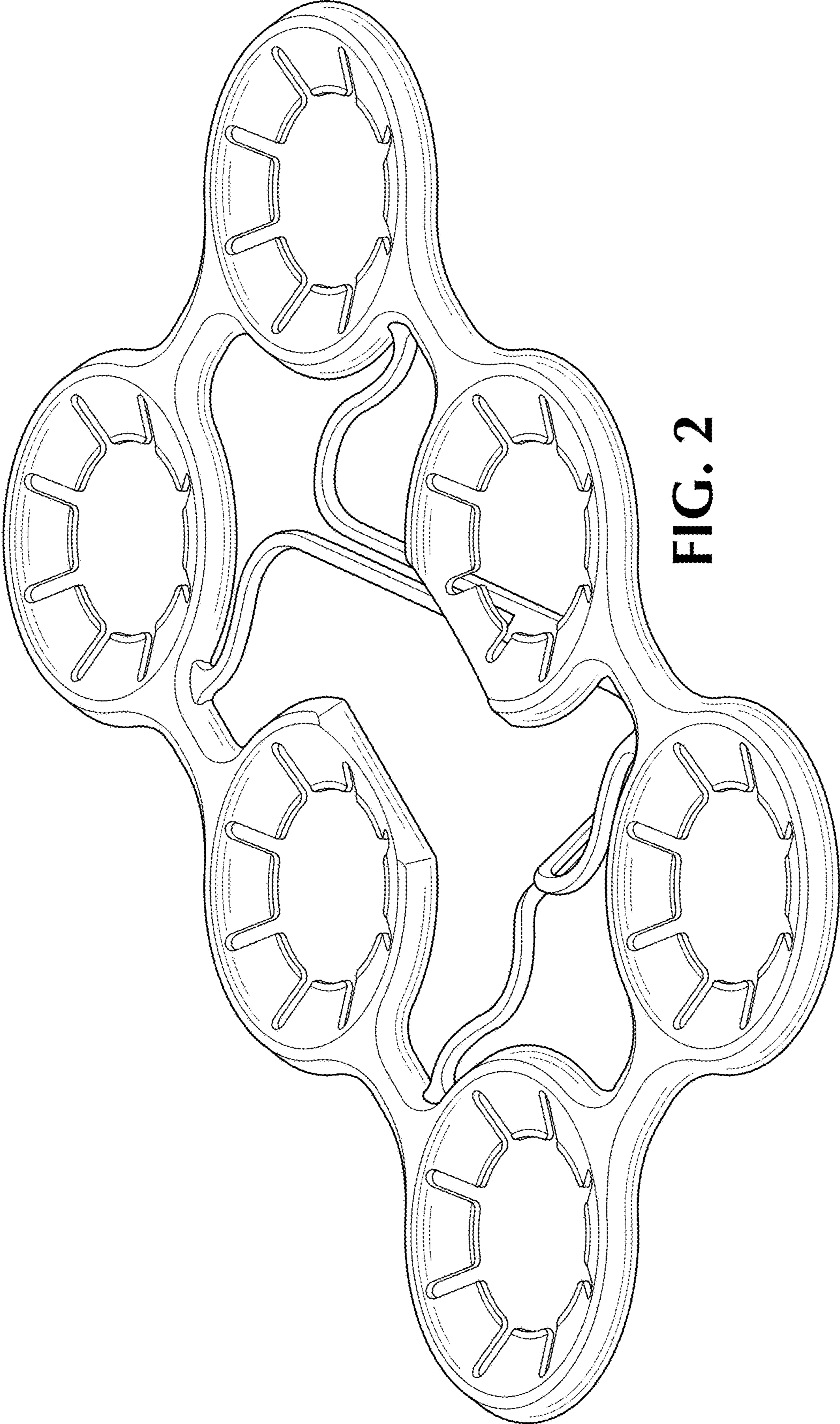


FIG. 2

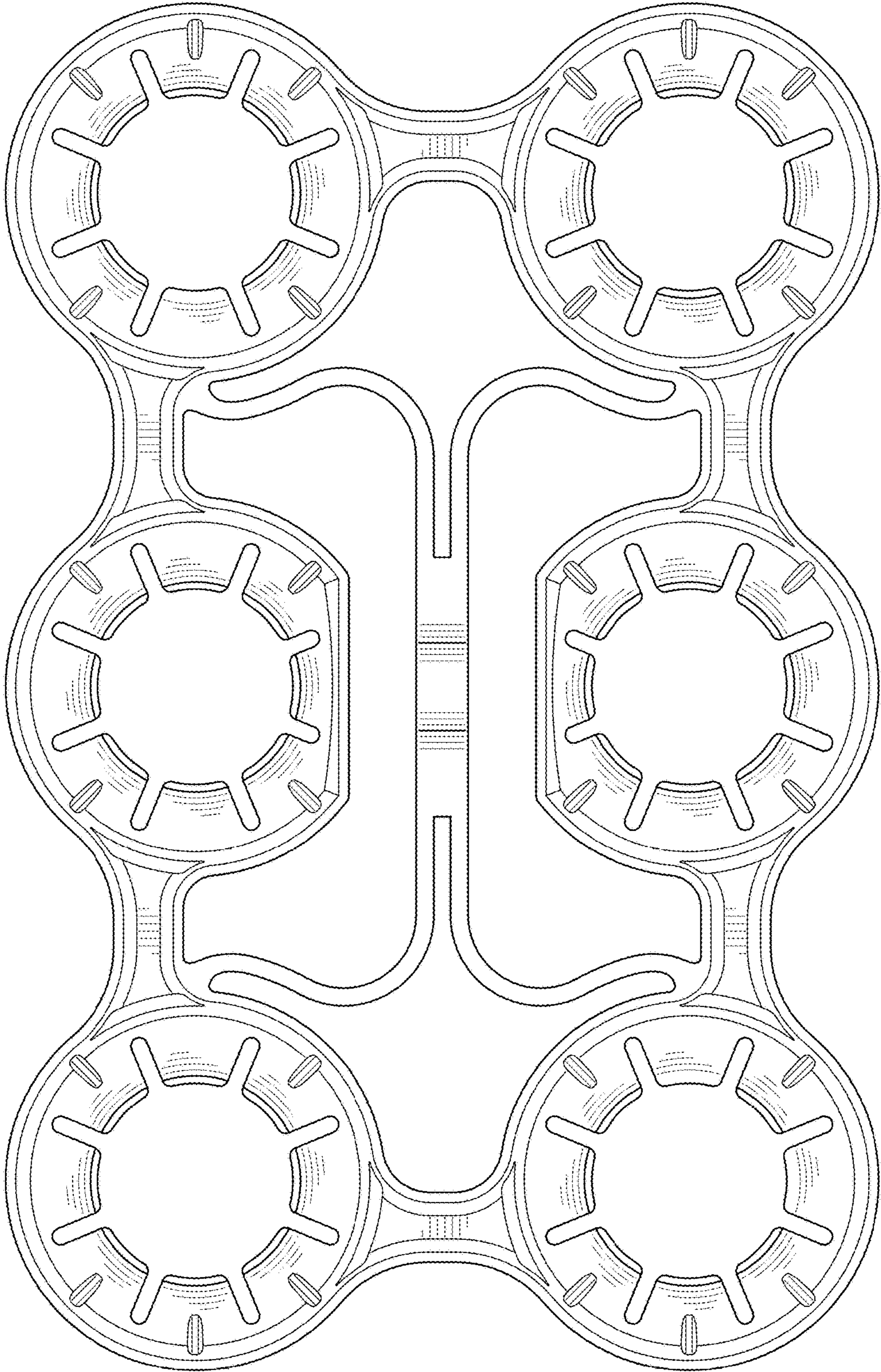


FIG. 3

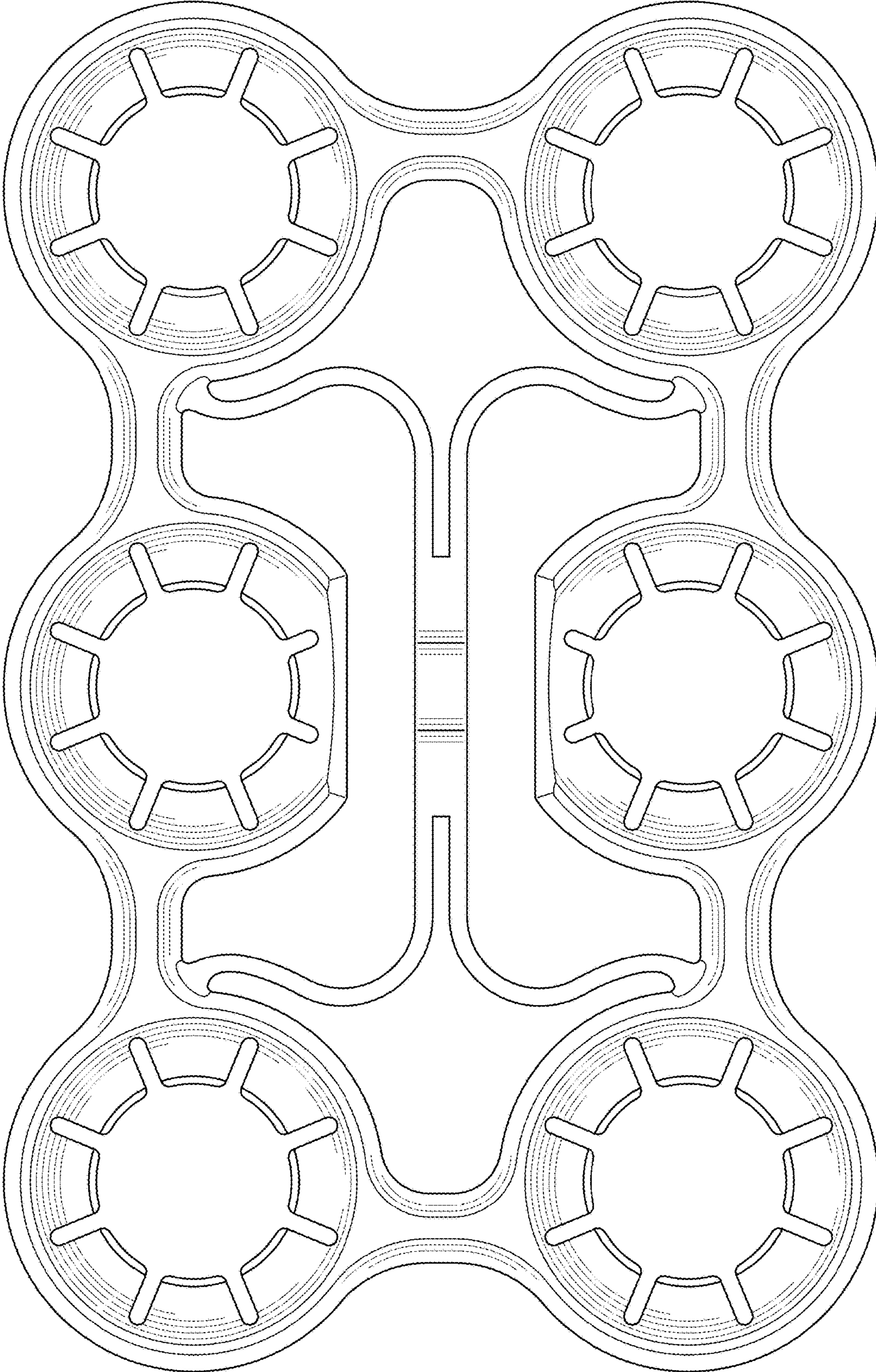


FIG. 4

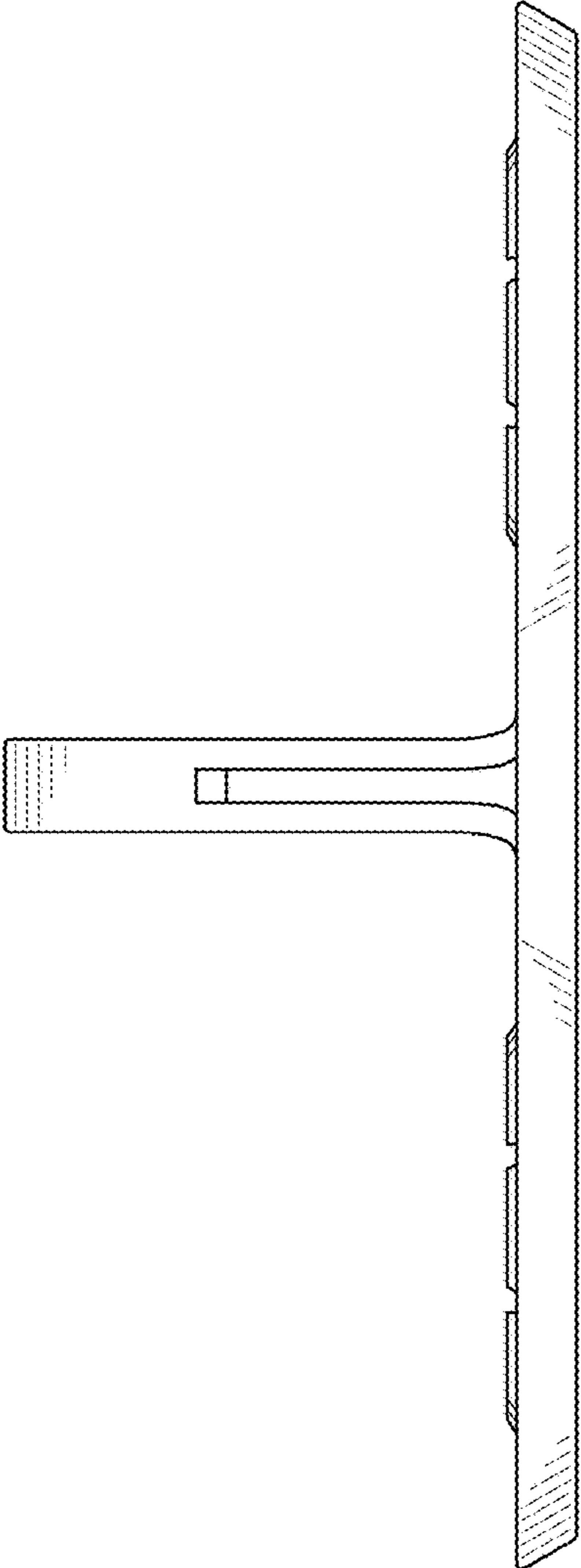


FIG. 5

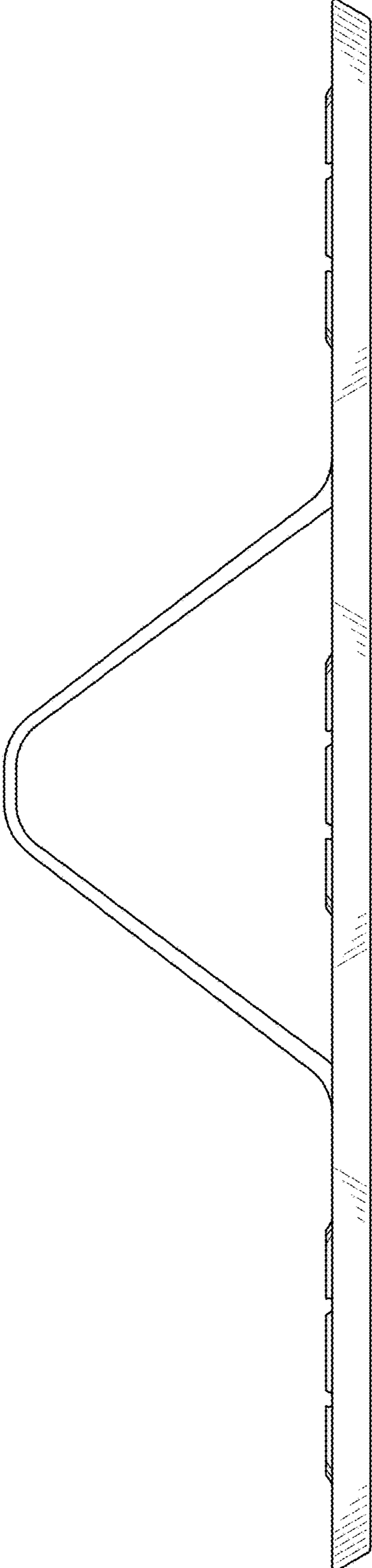


FIG. 6