

US00D831499S

(12) **United States Design Patent** (10) **Patent No.:** **US D831,499 S**  
**Hardy et al.** (45) **Date of Patent:** **\*\* Oct. 23, 2018**

(54) **FOOD PACKAGE**

(71) Applicants: **General Mills, Inc.**, Minneapolis, MN (US); **Mark Griffin**, Apple Valley, CA (US)

(72) Inventors: **Suzanne Hardy**, Minneapolis, MN (US); **Scott F Gillespie**, Littleton, CO (US); **Mark Griffin**, Apple Valley, CA (US)

(73) Assignee: **General Mills, Inc.**, Minneapolis, MN (US)

(\*\*) Term: **15 Years**

(21) Appl. No.: **29/558,722**

(22) Filed: **Mar. 21, 2016**

(51) **LOC (11) Cl.** ..... **09-05**

(52) **U.S. Cl.**  
USPC ..... **D9/707**

(58) **Field of Classification Search**  
USPC ..... D9/702-714, 720-722, 416-417, D9/695-696; D24/118-119, 207; 383/200, 207, 38, 208-209, 63, 61.1, 113; 229/87.06, 87.03, 87.08; 426/106, 115, 426/119-120, 122, 410; 222/94, 107, 222/541.1, 92, 541.2; 206/811, 229, 484; 219/727

CPC ... B65D 1/00; B65D 1/09; B65D 1/32; B65D 11/00; B65D 11/18; B65D 11/10; B65D 35/38; B65D 35/02; B65D 35/08; B65D 35/44; B65D 35/00; B65D 35/28; B65D 17/00; B65D 17/16; B65D 17/161; B65D 17/163; B65D 17/20

See application file for complete search history.

(56) **References Cited**

U.S. PATENT DOCUMENTS

D316,668 S *	5/1991	Wortley	.....	D9/707
D419,435 S *	1/2000	Bonfigli	.....	D9/707
D620,372 S *	7/2010	Latour	.....	D9/696
D630,522 S *	1/2011	Harvey	.....	D9/707
D640,566 S *	6/2011	Norlin	.....	D9/707
D688,567 S *	8/2013	Stronski	.....	D9/709
D724,440 S *	3/2015	Ulstad	.....	B65D 5/2057 D9/702
D772,724 S *	11/2016	Boekeloo	.....	D9/713
D773,313 S *	12/2016	Singer	.....	D9/710

\* cited by examiner

*Primary Examiner* — Abraham Bahta

(74) *Attorney, Agent, or Firm* — Diederiks & Whitelaw, PLC; Annette M. Frawley, Esq.

(57) **CLAIM**


The ornamental design for food package, as shown and described.

**DESCRIPTION**

FIG. 1 is a front perspective view of the food package showing our new design;  
FIG. 2 is a back view thereof;  
FIG. 3 is a front view thereof;  
FIG. 4 is a right side view thereof;  
FIG. 5 is a left side view thereof;  
FIG. 6 is a top view thereof; and,  
FIG. 7 is a bottom view thereof.

The portions of the design shown in dashed lines form no part of the claimed design.

**1 Claim, 5 Drawing Sheets**






FIG. 1




FIG. 2




FIG. 3




FIG. 4




FIG. 5




FIG. 6




FIG. 7