



US00D831424S

(12) **United States Design Patent** (10) **Patent No.:** **US D831,424 S**
Wiles (45) **Date of Patent:** **** Oct. 23, 2018**

(54) **AIR FIRE LIGHTER**
(71) Applicant: **Infora, LLC**, Warwick, NY (US)
(72) Inventor: **StJohn Wiles**, Warwick, NY (US)
(73) Assignee: **INFORA, LLC**, Warwick, NY (US)
(**) Term: **15 Years**

9,134,027 B2 9/2015 Wiles et al.
D759,298 S * 6/2016 Ichikawa D27/141
D805,349 S * 12/2017 Looft D7/416
2007/0044784 A1 3/2007 Thompson
2007/0160945 A1 7/2007 Lin
2009/0148801 A1 6/2009 Wedermann
2010/0083946 A1 4/2010 Cedar et al.
2013/0177859 A1 7/2013 Prior et al.
2014/0147796 A1* 5/2014 Wiles F23Q 2/34
431/6

(Continued)

(21) Appl. No.: **29/595,831**

FOREIGN PATENT DOCUMENTS

(22) Filed: **Mar. 2, 2017**
(51) **LOC (11) Cl.** **07-99**
(52) **U.S. Cl.**
USPC **D7/416**
(58) **Field of Classification Search**
USPC D7/417; D15/9.1; D27/139, 141, 147,
D27/154, 160
CPC F23Q 1/06; F23Q 2/00; F23Q 2/02; F23Q
2/16; F23Q 2/18
See application file for complete search history.

DE 102005048058 A1 4/2007
DE 102007043700 A1 3/2009
EP 2375159 A1 10/2011

Primary Examiner — Daniel D Bui
Assistant Examiner — Andrew Kerr
(74) *Attorney, Agent, or Firm* — Werschulz Patent Law,
LLC; Patricia P. Werschulz, Esq.

(57) **CLAIM**

The ornamental design for an air fire lighter, as shown and described.

(56) **References Cited**

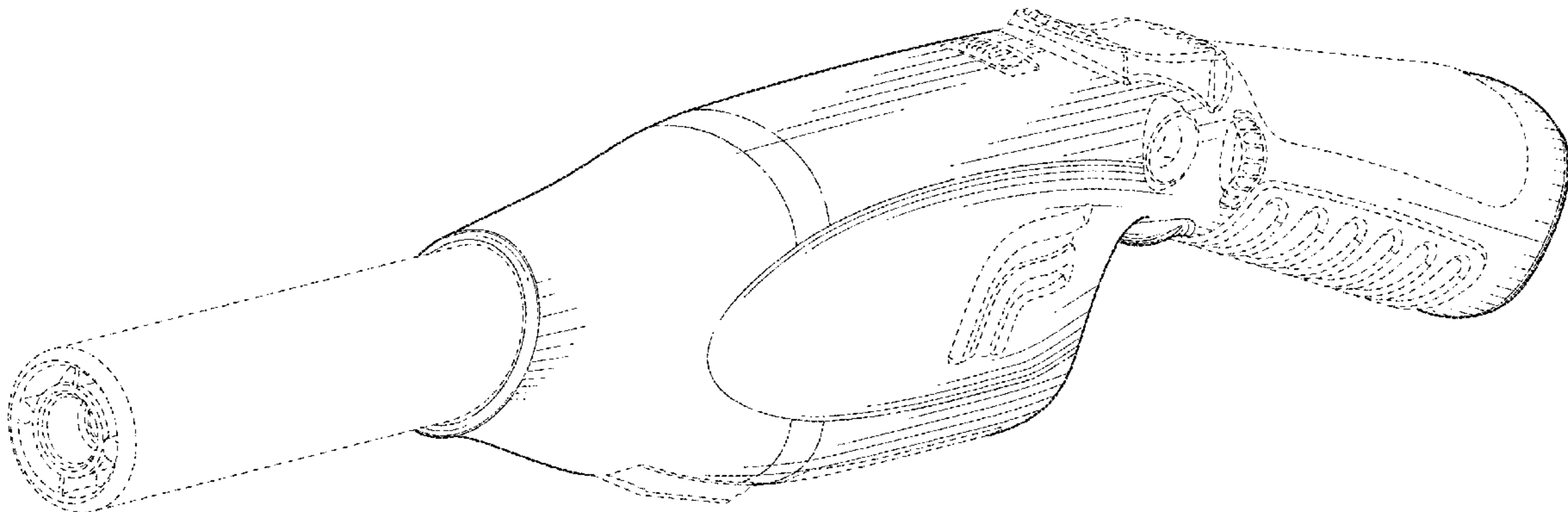
DESCRIPTION

U.S. PATENT DOCUMENTS

1,977,151 A 10/1934 Walter
2,192,732 A 3/1940 Johnson
2,666,480 A 1/1954 Peterson
2,963,081 A 12/1960 Eugene
3,009,803 A 11/1961 Damon et al.
3,334,214 A 8/1967 Davidson
3,576,471 A 4/1971 Schumacher
4,190,034 A 2/1980 Wonisch
4,901,196 A 2/1990 Grzybowski
5,545,035 A 8/1996 Tsai
6,012,916 A 1/2000 Liang
D458,805 S * 6/2002 Christen D7/416
D473,103 S * 4/2003 Sung D7/416
7,717,104 B2 5/2010 Looft
D686,879 S * 7/2013 Ichikawa D7/416
8,851,885 B2 10/2014 Wiles et al.

FIG. 1 is a perspective view of an air fire lighter, showing my new design;
FIG. 2 is a front elevational view thereof;
FIG. 3 is a rear elevational view thereof;
FIG. 4 is a right side elevational view thereof;
FIG. 5 is a left side elevational view thereof;
FIG. 6 is a top plan view thereof; and,
FIG. 7 is a bottom plan view thereof.
The broken lines in the drawing views represent unclaimed portions of an air fire lighter, which are included for the purpose of illustrating unclaimed environment only, and forms no part of the claimed design.

1 Claim, 7 Drawing Sheets



(56)

References Cited

U.S. PATENT DOCUMENTS

2015/0226430 A1 8/2015 Wiles
2016/0123590 A1* 5/2016 Li F24B 15/005
431/153

* cited by examiner

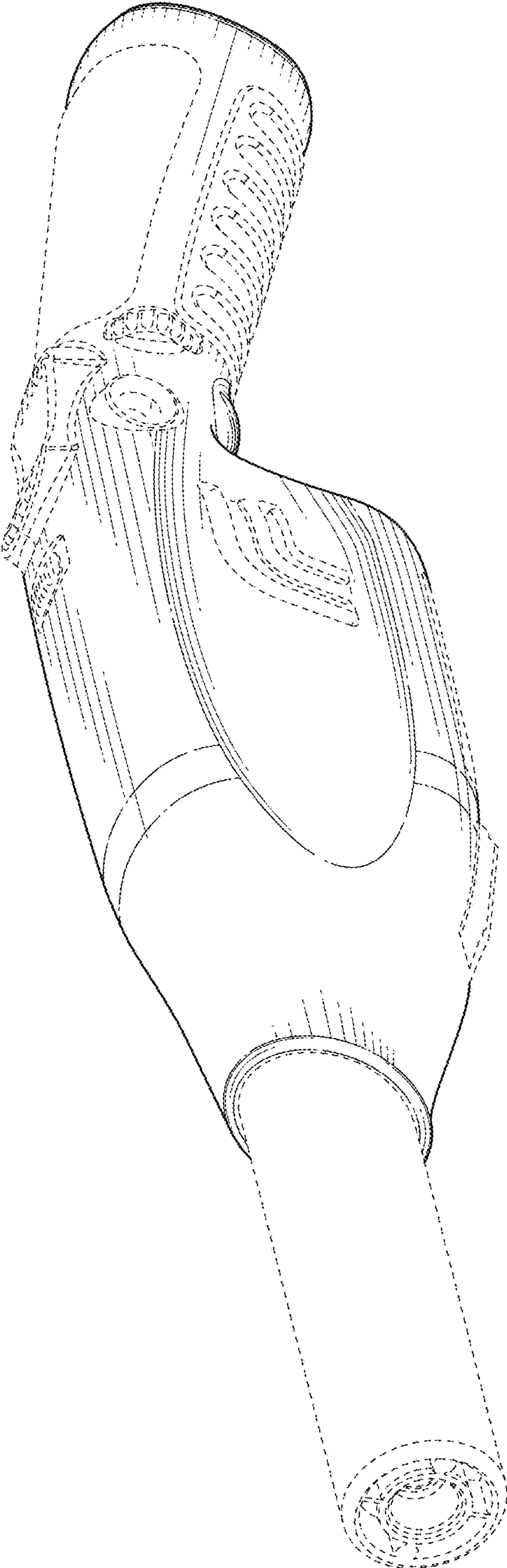


FIG. 1

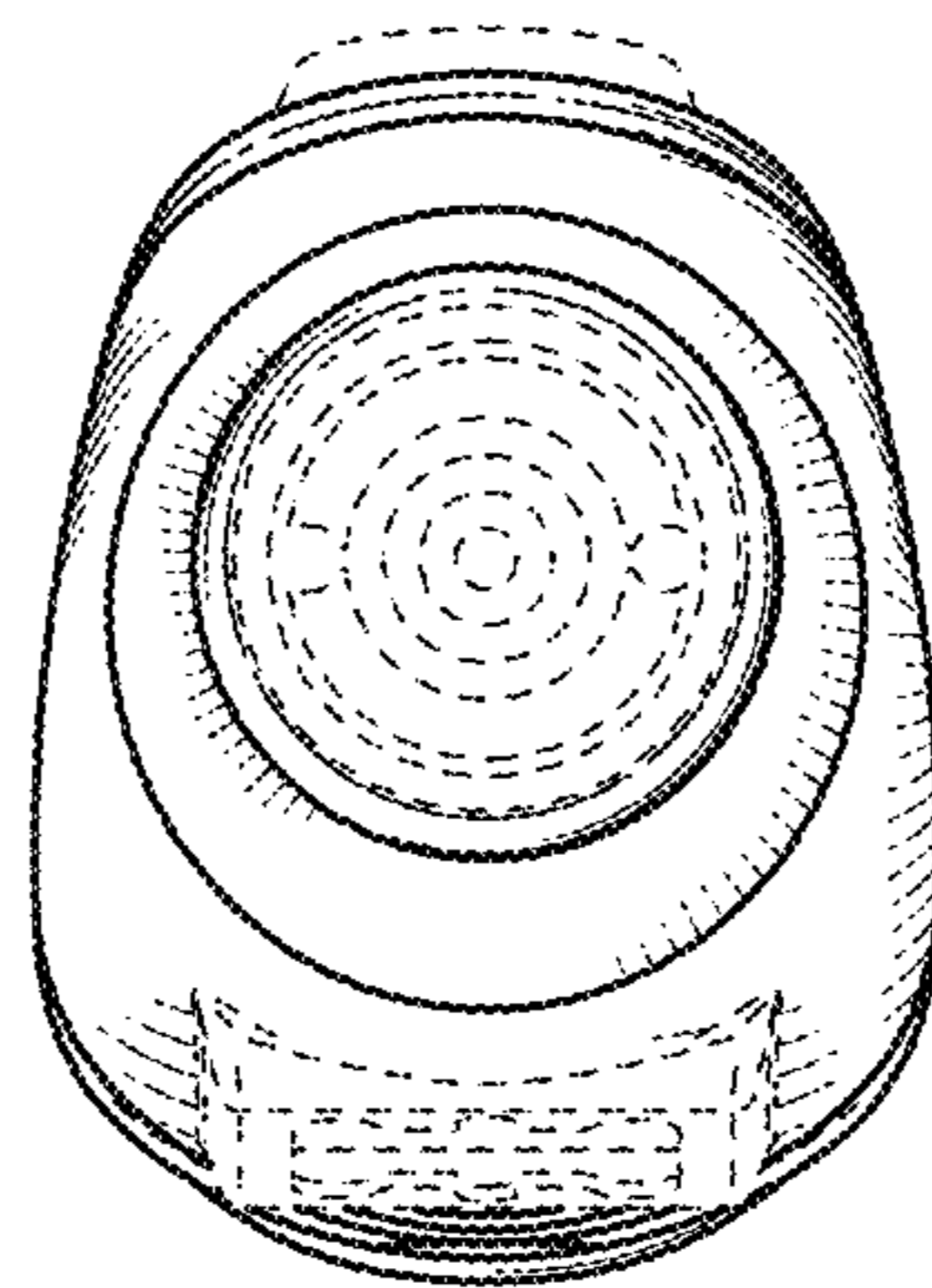


FIG. 2

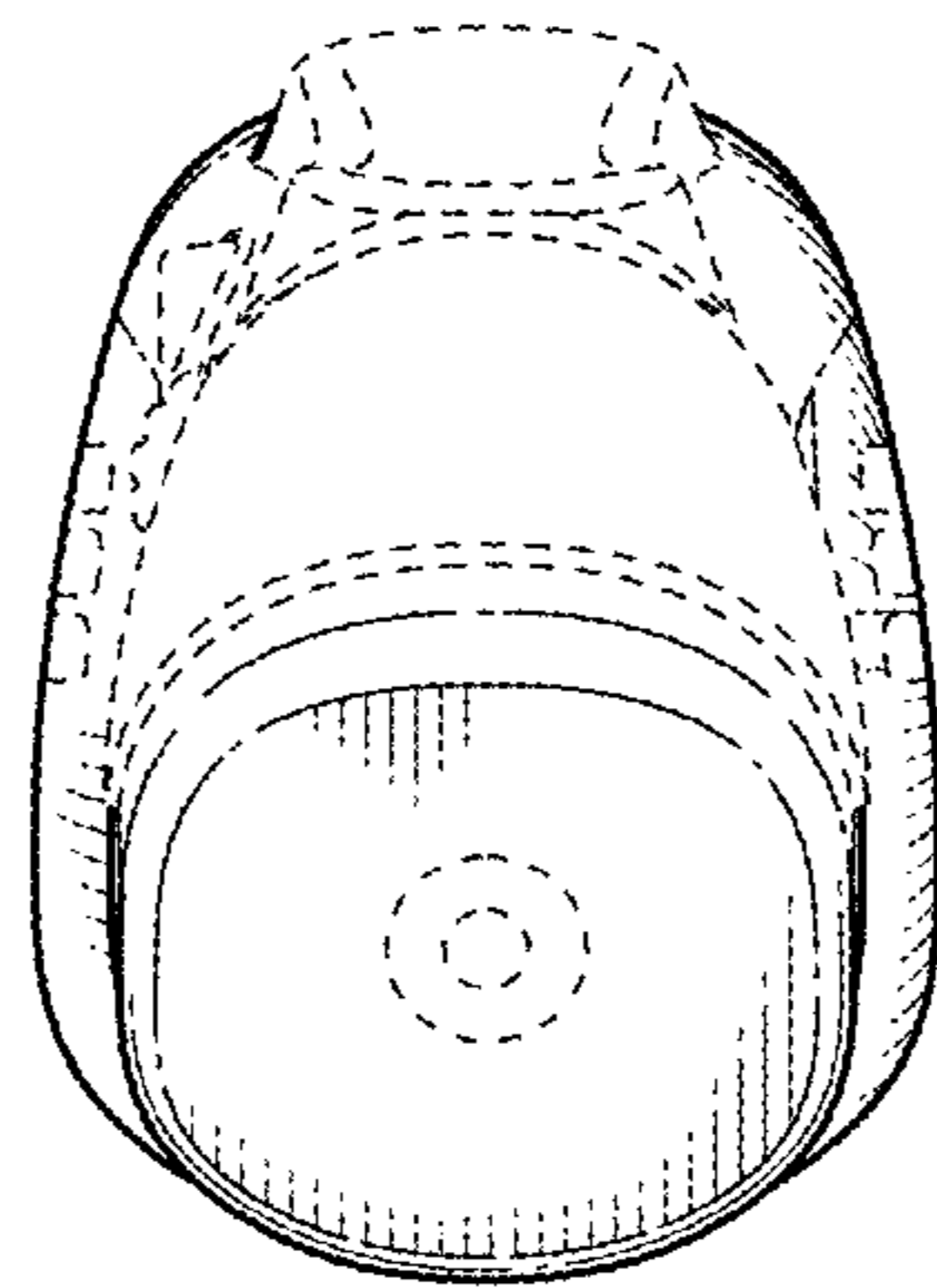


FIG. 3

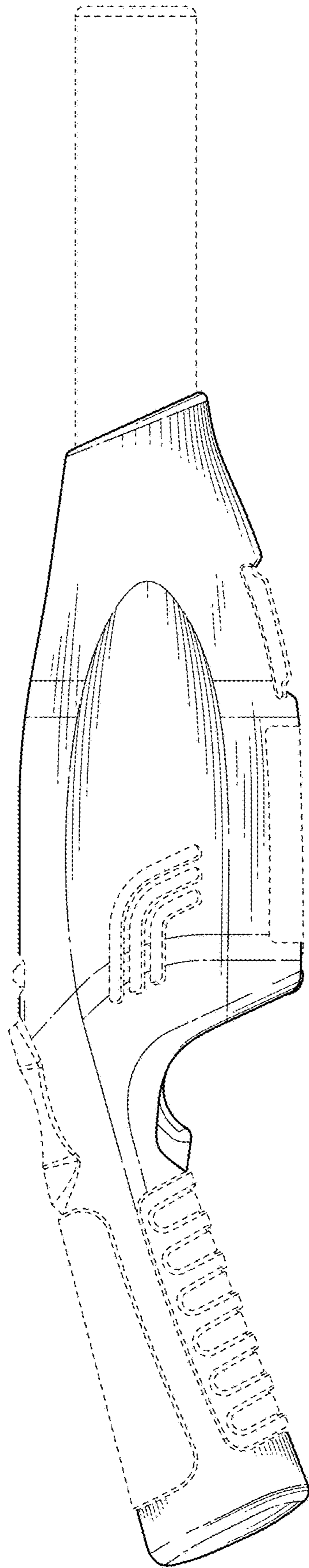


FIG. 4

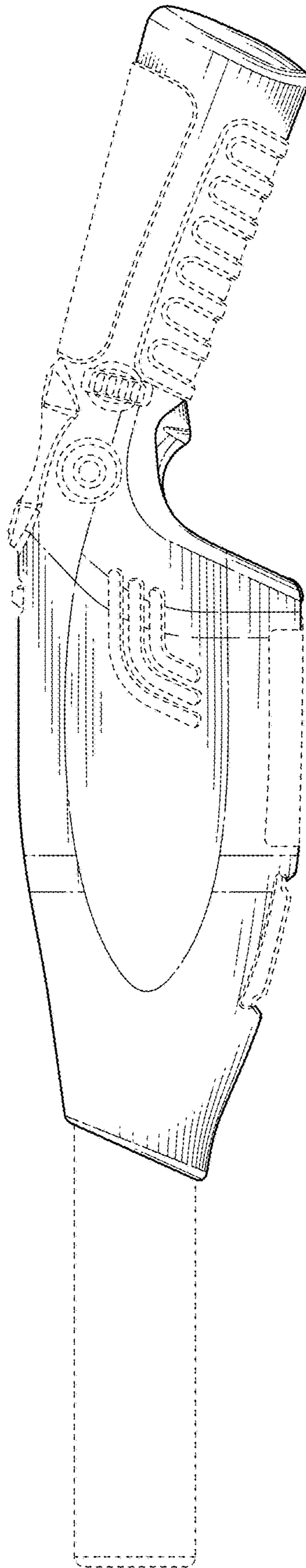


FIG. 5

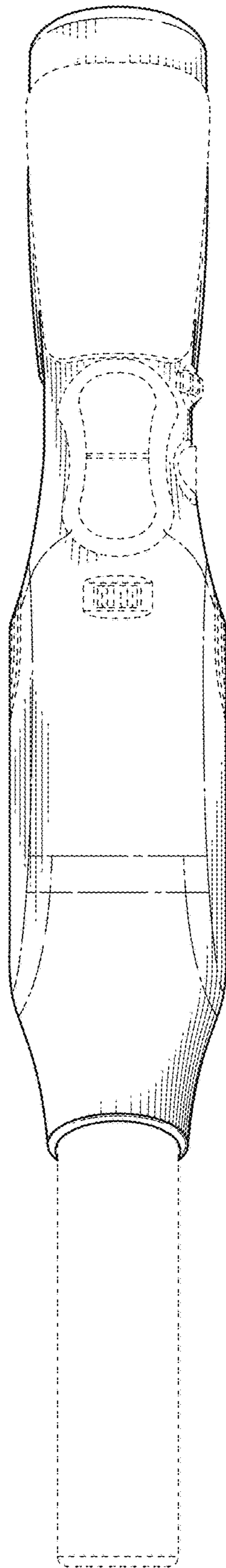


FIG. 6

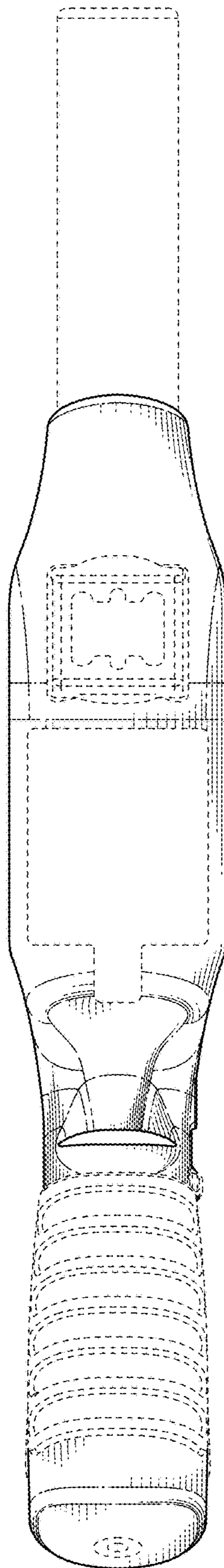


FIG. 7