



US00D831410S

(12) **United States Design Patent** (10) **Patent No.:** **US D831,410 S**  
**Bassill et al.** (45) **Date of Patent:** **\*\* Oct. 23, 2018**

(54) **INDUCTION APPLIANCE**

(56) **References Cited**

(71) Applicant: **HATCO CORPORATION**,  
Milwaukee, WI (US)  
  
(72) Inventors: **Brandon Bassill**, Malibu, CA (US);  
**Nick Bassill**, Malibu, CA (US); **Mark  
Gilpatric**, Milwaukee, WI (US); **Hans  
Wildebush**, Milwaukee, WI (US);  
**Michael Whiteley**, Waukesha, WI (US);  
**Kelly Wright**, Ringwood, IL (US);  
**John Scanlon**, Sturgeon Bay, WI (US)  
  
(73) Assignee: **HATCO CORPORATION**,  
Milwaukee, WI (US)

U.S. PATENT DOCUMENTS

D139,751 S	12/1944	Springwell	
D187,835 S	5/1960	Lee	
D195,657 S	7/1963	Sullivan	
D205,820 S *	9/1966	Ryan	D7/364
D229,448 S	11/1973	Tractlet	
D230,390 S *	2/1974	Tyke et al.	D7/346
D236,183 S *	8/1975	Greger	D7/363
D249,864 S	10/1978	Mackay	
4,145,603 A	3/1979	Mackay	
D261,849 S	11/1981	Funaki	
D285,523 S	9/1986	Ayukawa	
D289,130 S	4/1987	Rengeji	
D289,847 S	5/1987	Okamoto	

(Continued)

(\*\*) Term: **15 Years**  
  
(21) Appl. No.: **29/624,975**  
  
(22) Filed: **Nov. 6, 2017**

*Primary Examiner* — Ricky Pham  
(74) *Attorney, Agent, or Firm* — Ryan Kromholz &  
Manion, S.C.

**Related U.S. Application Data**

(62) Division of application No. 29/550,719, filed on Jan. 6, 2016, now Pat. No. Des. 814,848, which is a division of application No. 29/506,842, filed on Oct. 21, 2014, now Pat. No. Des. 751,855.  
  
(51) **LOC (11) Cl.** ..... **07-02**  
(52) **U.S. Cl.**  
USPC ..... **D7/367**; D7/362; D7/363  
  
(58) **Field of Classification Search**  
USPC ..... D7/323, 328–330, 337, 346–347,  
D7/352–364, 367, 402, 407, 409–411;  
D28/9  
CPC . A21B 5/023; A47J 27/60; A47J 27/62; A47J  
37/04; A47J 37/06; A47J 37/067; A47J  
37/0605; A47J 37/0611; A47J 37/0623;  
A47J 37/0629; A47J 37/0676; A47J  
2037/06; A47J 2037/0611; F24C 15/10;  
F24C 15/102; H05B 6/02; H05B 6/062;  
H05B 6/1209

See application file for complete search history.

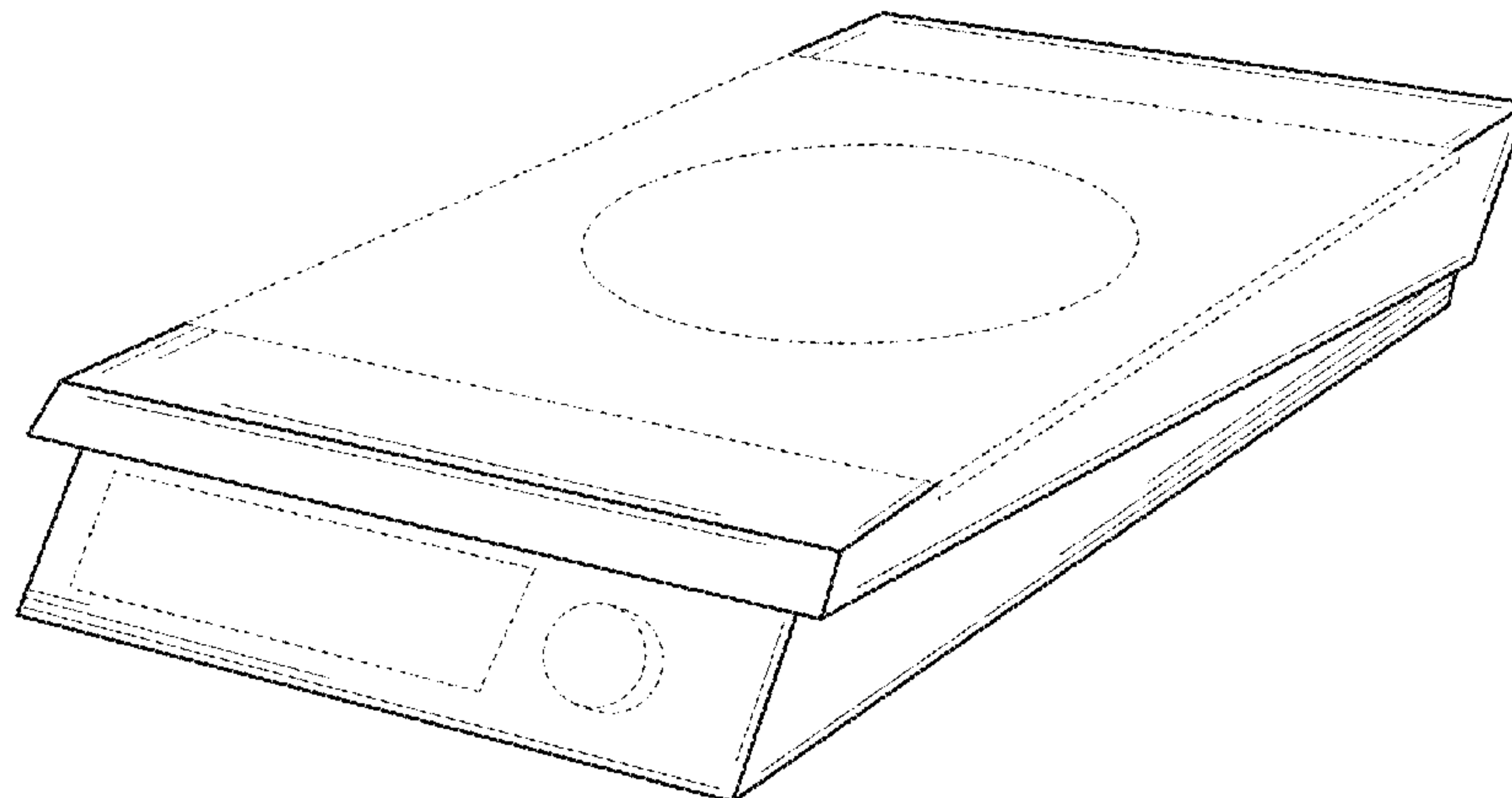
(57) **CLAIM**

The ornamental design for an induction appliance, as shown and described.

**DESCRIPTION**

FIG. 1 is a perspective view of an embodiment of the induction appliance;  
FIG. 2 is a front elevation view thereof;  
FIG. 3 is a rear elevation view thereof;  
FIG. 4 is a right side elevation view thereof;  
FIG. 5 is a left side elevation view thereof;  
FIG. 6 is a top plan view thereof; and,  
FIG. 7 is a bottom plan view thereof.  
The broken lines shown in the drawings are for illustrative purposes only and form no part of the claimed design.

**1 Claim, 2 Drawing Sheets**



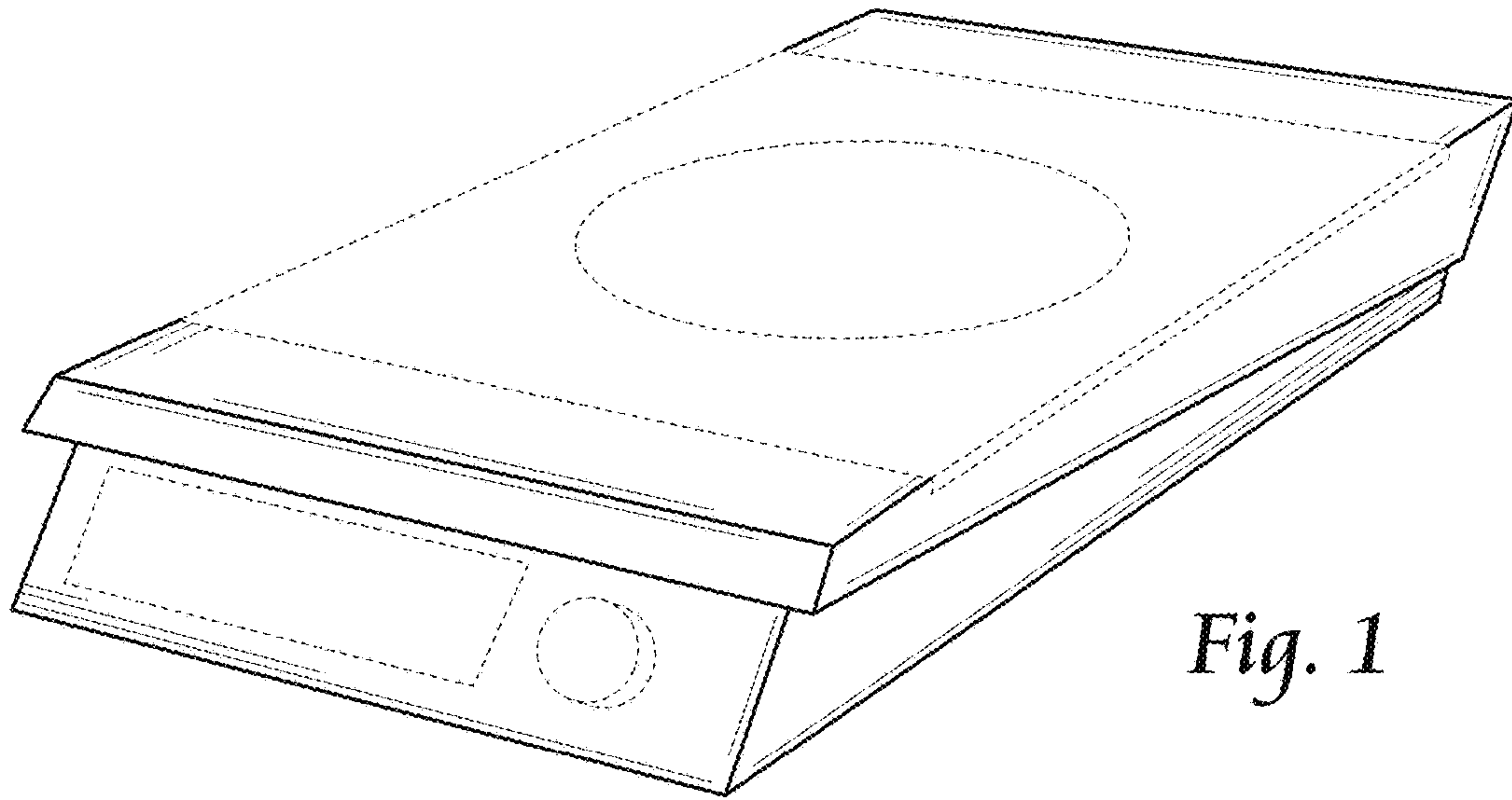
(56)

References Cited


U.S. PATENT DOCUMENTS

D296,509	S	7/1988	Fuke	
D326,387	S	5/1992	Monitto	
D341,987	S	12/1993	Erickson	
5,687,642	A	11/1997	Chao	
5,740,723	A	4/1998	Lin	
6,087,637	A	7/2000	Fischer	
D438,423	S	3/2001	Bassill	
D444,024	S	* 6/2001	Becker	..... D7/346
D483,224	S	12/2003	Clark	
D501,117	S	1/2005	Bassill	
D503,067	S	3/2005	Lubowicki	
D506,637	S	* 6/2005	Tanaka	..... D7/346
D533,016	S	12/2006	Genslak	
D575,098	S	8/2008	Seymour	
D580,701	S	11/2008	Wojcik	
D621,205	S	8/2010	Yeung	
D643,674	S	8/2011	Lee	
D644,867	S	9/2011	Janvier	
D686,036	S	7/2013	Nelson	
D696,549	S	12/2013	Pennington	
D706,576	S	* 6/2014	Boo	..... D7/407
D745,802	S	12/2015	Yao	
D751,855	S	3/2016	Bassill	
D755,560	S	5/2016	Day	
D790,131	S	* 6/2017	Shteysel	..... D14/138 G
D790,910	S	* 7/2017	Hosoda	..... D7/362
D791,406	S	* 7/2017	Shteysel	..... D28/9
D793,795	S	* 8/2017	Suh	..... D7/323
D793,801	S	* 8/2017	Bassill	..... D7/362
D799,886	S	* 10/2017	Davenport	..... D7/352
2006/0163242	A1	7/2006	Cianciminio	
2016/0330798	A1	* 11/2016	Kamaunu	..... H05B 6/1209

\* cited by examiner





*Fig. 1*




*Fig. 2*

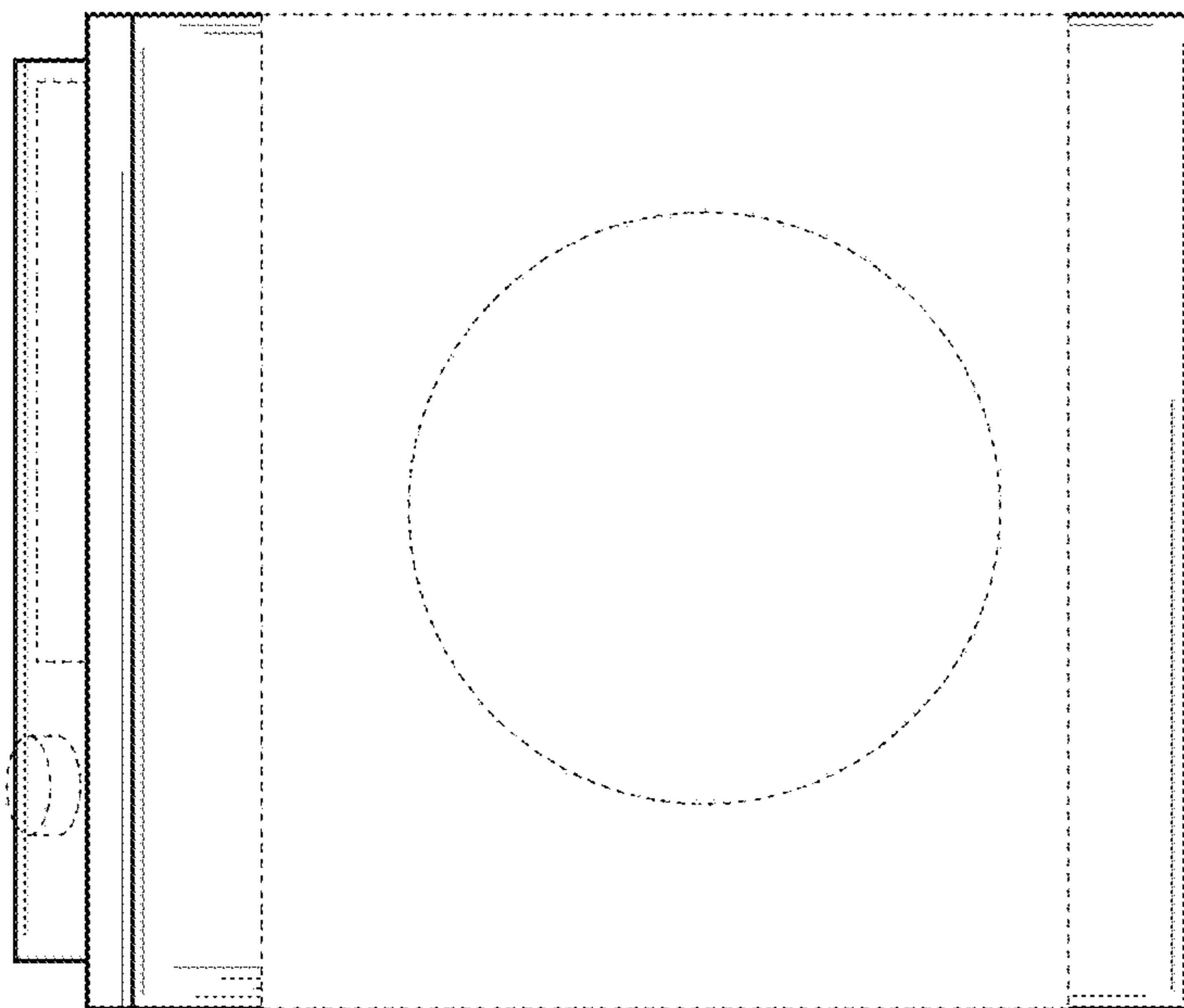
*Fig. 3*



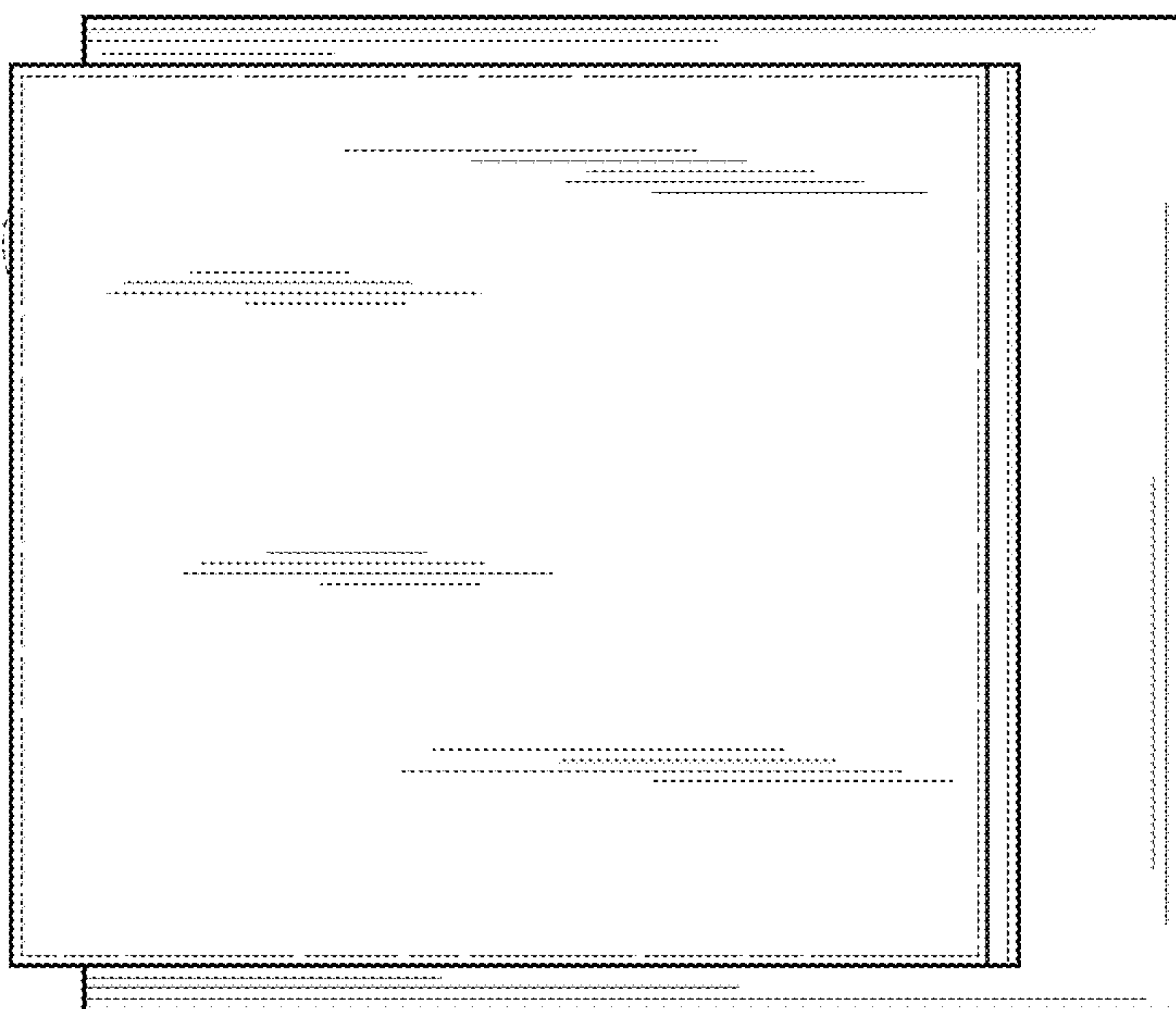
*Fig. 4*



*Fig. 5*



*Fig. 6*



*Fig. 7*