



US00D831407S

(12) **United States Design Patent**  
**Khubani**

(10) **Patent No.:** **US D831,407 S**  
(45) **Date of Patent:** **\*\* Oct. 23, 2018**

- (54) **COOKING APPARATUS**
- (71) Applicant: **DaVinci II CSJ, LLC**, Fairfield, NJ (US)
- (72) Inventor: **Ajit Khubani**, Saddle River, NJ (US)
- (73) Assignee: **Telebrands Corp.**, Fairfield, NJ (US)
- (\*\*) Term: **15 Years**
- (21) Appl. No.: **29/619,570**
- (22) Filed: **Sep. 29, 2017**
- (51) **LOC (11) Cl.** ..... **07-02**
- (52) **U.S. Cl.**  
USPC ..... **D7/352**
- (58) **Field of Classification Search**  
USPC ..... D7/323, 328-330, 337, 347, 352-364, D7/367, 402, 409-411  
CPC . A21B 5/023; A47J 27/60; A47J 27/62; A47J 37/04; A47J 37/06; A47J 37/067; A47J 37/0605; A47J 37/0611; A47J 37/0623; A47J 37/0629; A47J 37/0676; A47J 37/105; A47J 2037/06; A47J 2037/0611; F24C 15/10; F24C 15/102; H05B 6/02; H05B 6/062  
See application file for complete search history.

D246,149 S *	10/1977	Levin .....	D7/352
D247,539 S *	3/1978	Mizoguchi .....	D7/352
D248,722 S *	8/1978	Tsuji .....	D7/352
D248,813 S *	8/1978	Mizoguchi .....	D7/352
D249,446 S *	9/1978	Madl .....	D7/352
4,173,179 A *	11/1979	Arthur .....	A47J 37/105 219/386
D276,971 S *	1/1985	Potts .....	D7/352
D663,994 S *	7/2012	Lee .....	D7/352
D670,530 S *	11/2012	Huber .....	D7/352
9,554,670 B2 *	1/2017	Yan .....	A47J 37/0611
D812,412 S *	3/2018	Lee .....	D7/352

\* cited by examiner

*Primary Examiner* — Ricky Pham

(74) *Attorney, Agent, or Firm* — Cooper & Dunham, LLP

(57) **CLAIM**

The ornamental design for a cooking apparatus, as shown and described.

**DESCRIPTION**

FIG. 1 is a top perspective view of a cooking apparatus in accordance with the present design;  
 FIG. 2 is a front view thereof;  
 FIG. 3 is a back view thereof;  
 FIG. 4 is a left side view thereof;  
 FIG. 5 is a right side view thereof;  
 FIG. 6 is a top view thereof; and,  
 FIG. 7 is a bottom view thereof.

The broken lines represent unclaimed portions of the claimed design and are included for illustrative purposes only and form no part of the claimed design. The shading represents contour of the claimed design.

**1 Claim, 5 Drawing Sheets**

(56) **References Cited**

**U.S. PATENT DOCUMENTS**

D240,993 S *	8/1976	Levin .....	D7/352
4,011,431 A *	3/1977	Levin .....	A47J 37/0611 219/386

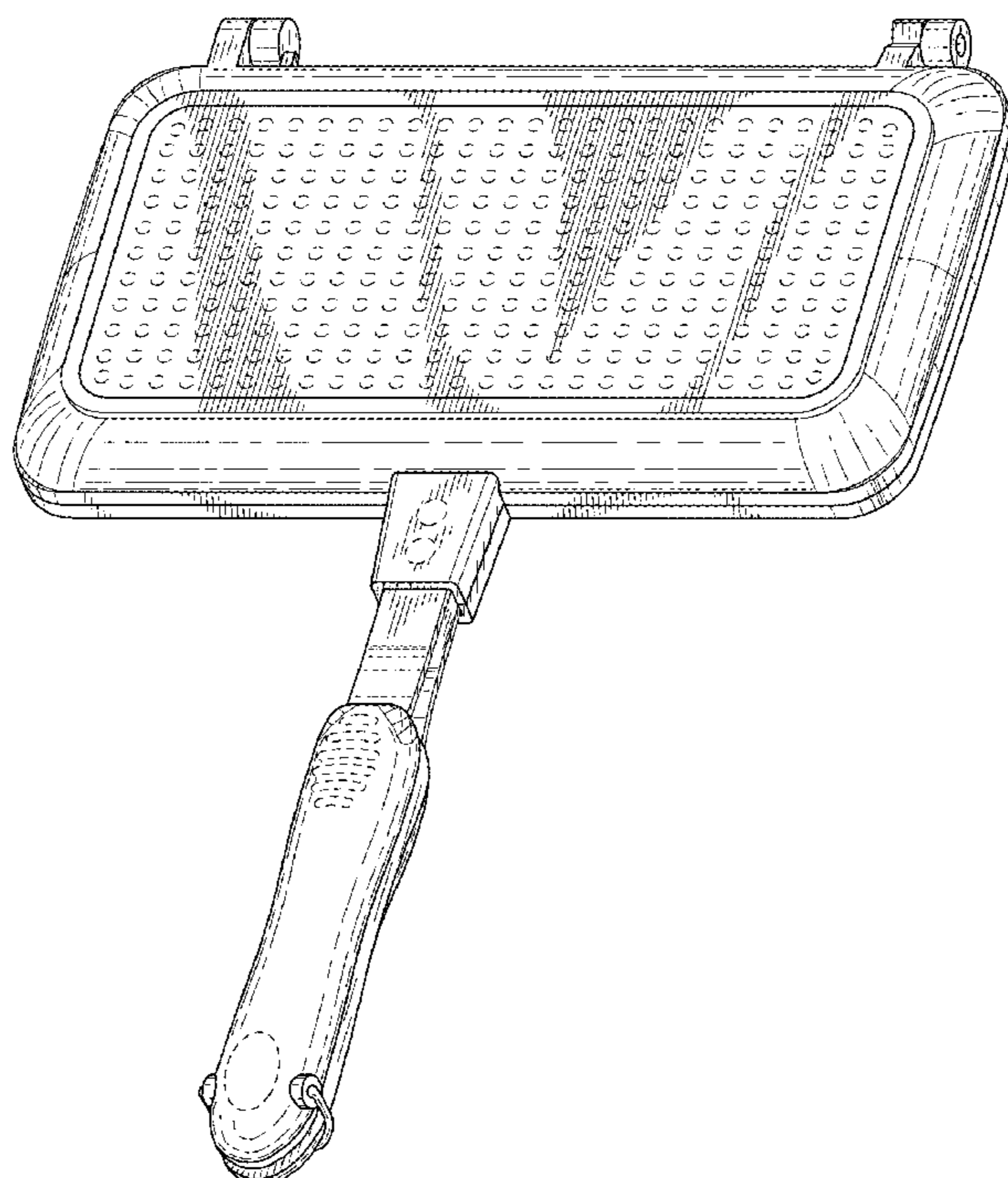


FIG. 1

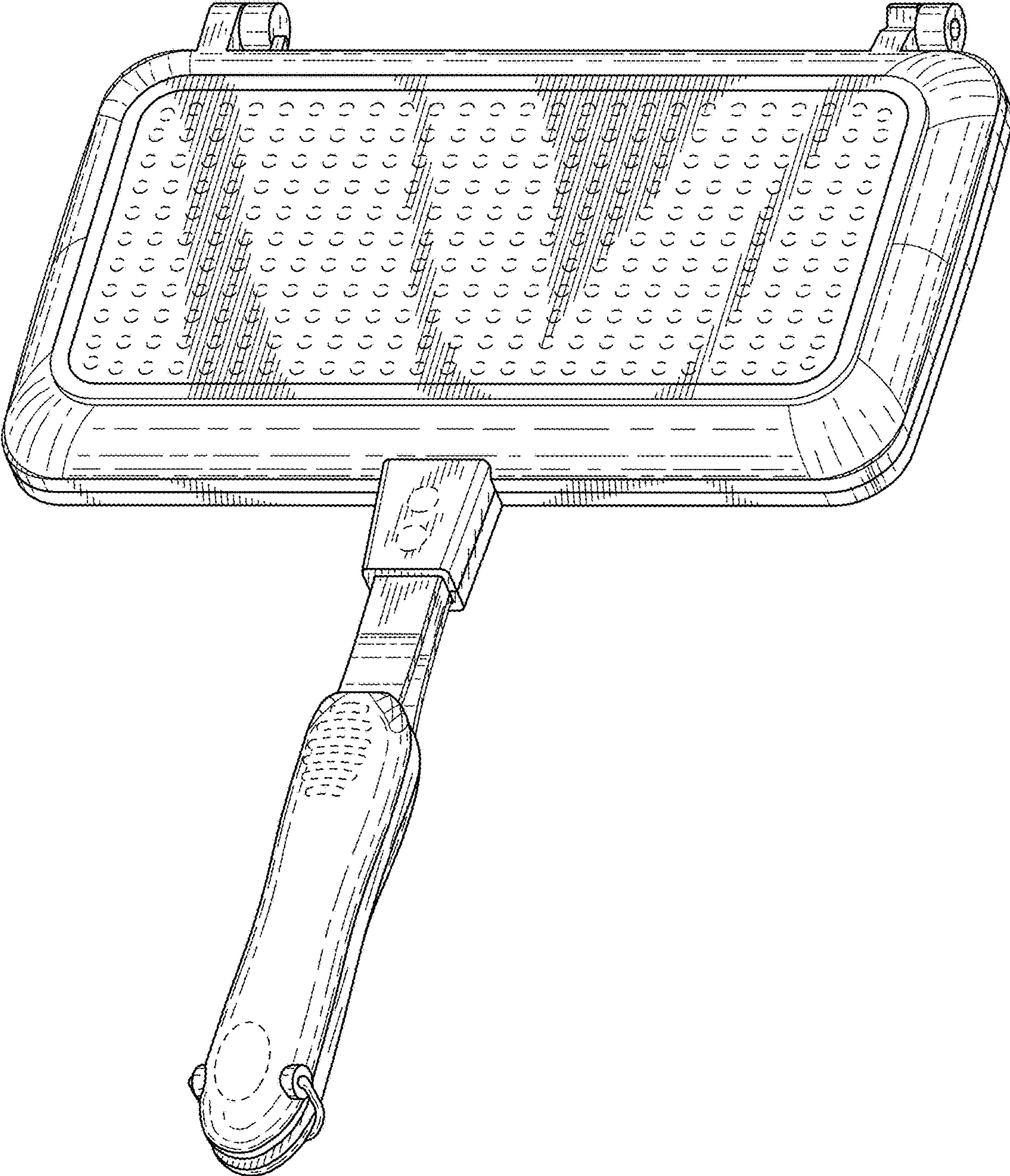


FIG. 2

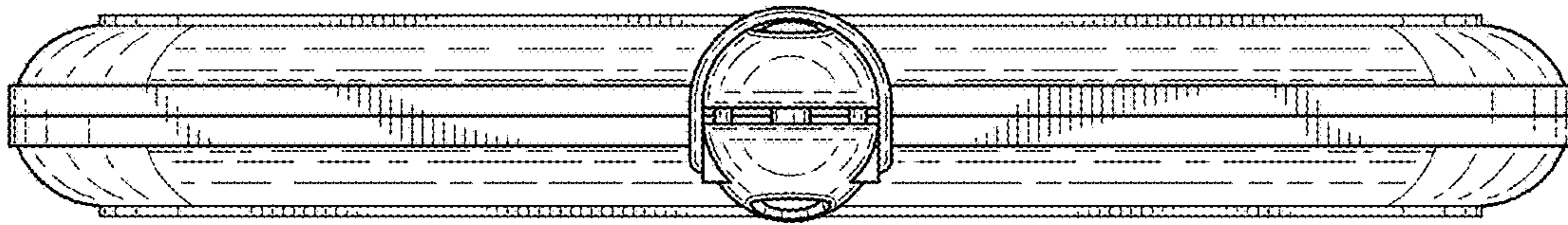
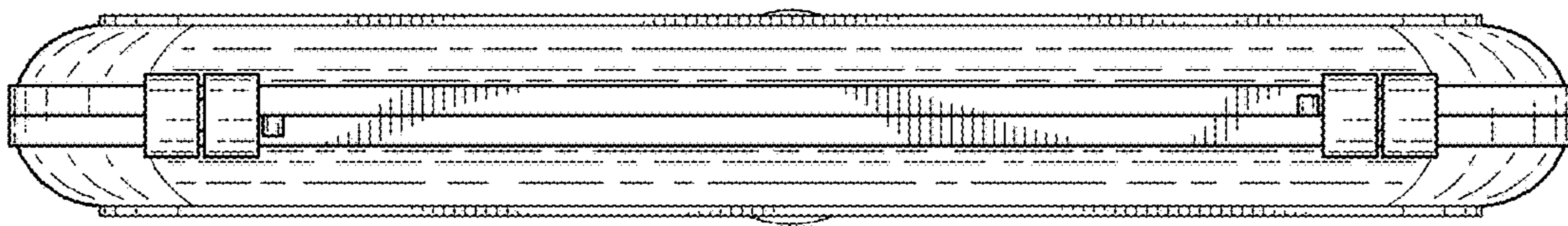
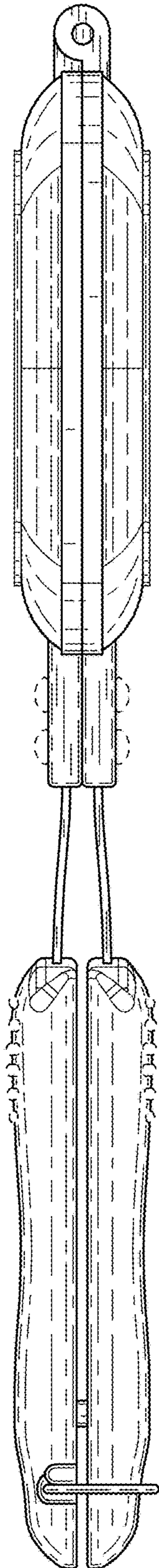


FIG. 3



**FIG. 4**



**FIG. 5**

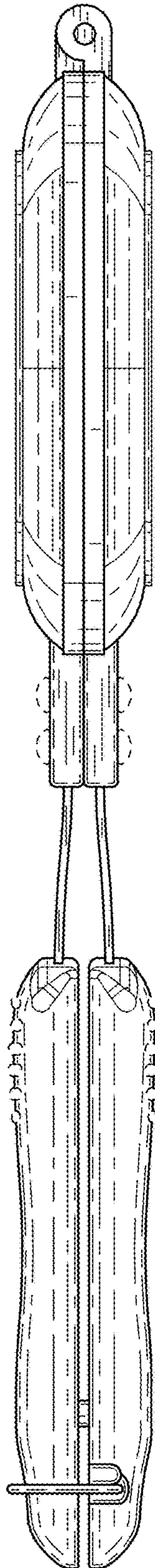


FIG. 6

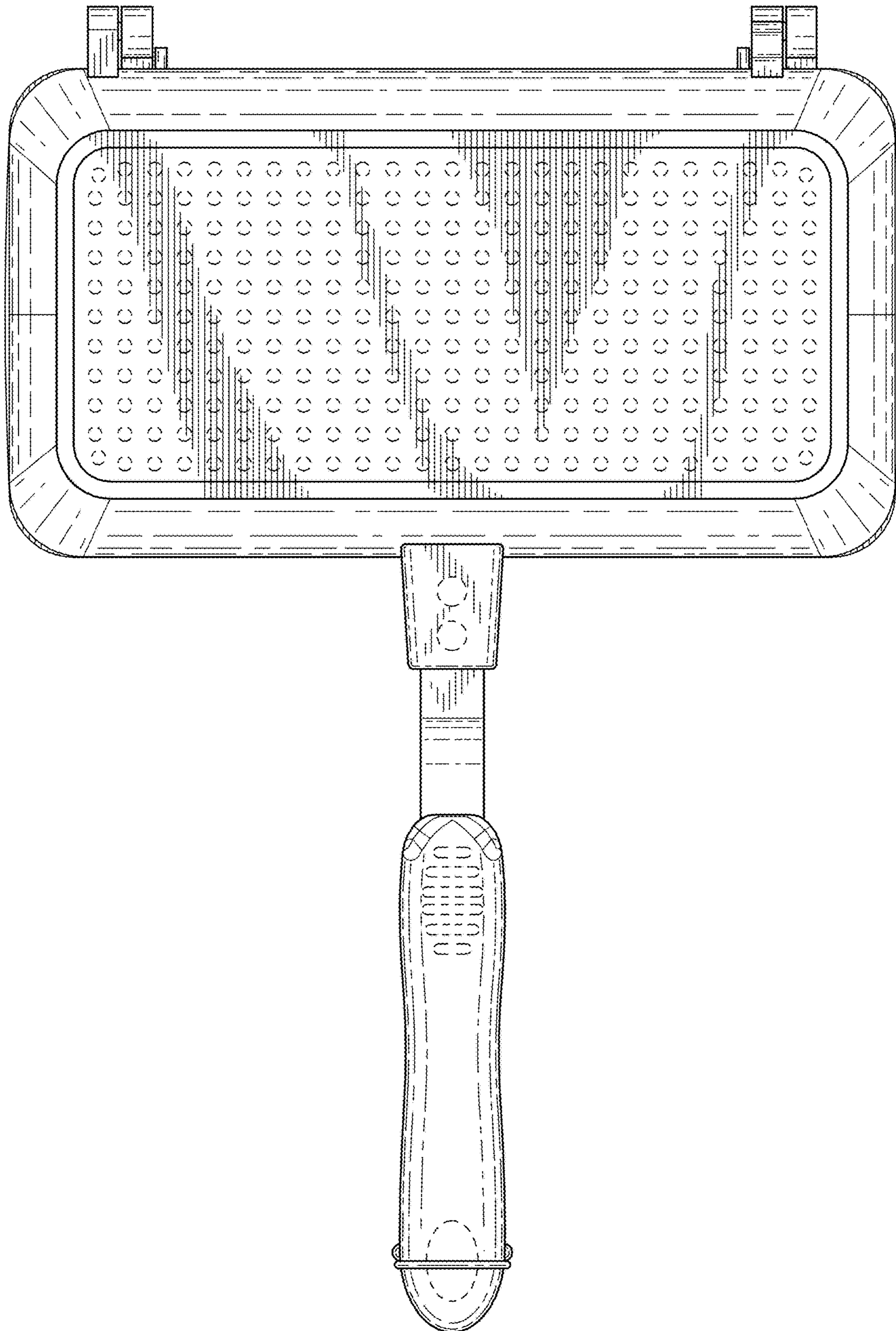


FIG. 7

