



US00D831401S

(12) **United States Design Patent** (10) **Patent No.:** **US D831,401 S**
Sanborn (45) **Date of Patent:** **** Oct. 23, 2018**

(54) **WATER JUG**
(71) Applicant: **Christopher Sanborn**, Topanga, CA (US)
(72) Inventor: **Christopher Sanborn**, Topanga, CA (US)
(**) Term: **15 Years**
(21) Appl. No.: **29/578,995**
(22) Filed: **Sep. 27, 2016**
(51) **LOC (11) Cl.** **07-01**
(52) **U.S. Cl.**
USPC **D7/313; D7/306**
(58) **Field of Classification Search**
USPC D7/301, 306, 313, 608, 312, 397;
D30/132
CPC F25D 3/12; B67D 3/0009
See application file for complete search history.

4,993,229 A * 2/1991 Baus B67D 3/0009
222/146.6
D400,390 S * 11/1998 Gebhard D7/313
5,927,557 A * 7/1999 Busick B67D 1/0835
137/329.1
D451,758 S * 12/2001 Miranda-Vignon D7/306
D588,856 S * 3/2009 Toth D7/306
D677,967 S * 3/2013 Godinger D7/301
D702,983 S * 4/2014 Clark D7/306
D703,990 S * 5/2014 Henderson D7/306
D716,094 S * 10/2014 Wang D7/306
D786,002 S * 5/2017 Archer D7/306
D814,840 S * 4/2018 Halioua D7/301
2003/0071068 A1* 4/2003 Burrows B67D 1/0875
222/185.1
2003/0129869 A1* 7/2003 Milan H01R 25/003
439/214
2009/0242555 A1* 10/2009 Richter B67D 1/0877
220/23.83

* cited by examiner

Primary Examiner — Marianne Pandozzi
(74) *Attorney, Agent, or Firm* — Fountain of Truth Spring Water; Christopher Sanborn

(56) **References Cited**
U.S. PATENT DOCUMENTS

1,550,581 A * 8/1925 Sherwood F25D 3/08
220/592.18
1,692,066 A * 11/1928 Washburne F25D 7/00
62/315
1,841,877 A * 1/1932 Chrisman F25D 7/00
62/304
1,934,371 A * 11/1933 Muffly F25D 31/002
62/297
2,094,870 A * 10/1937 Brown F25D 7/00
62/316
2,112,379 A * 3/1938 Pesch F25D 7/00
220/592.18
2,113,483 A * 4/1938 Knight F25D 3/12
241/101.2
D309,231 S * 7/1990 Larson D7/312

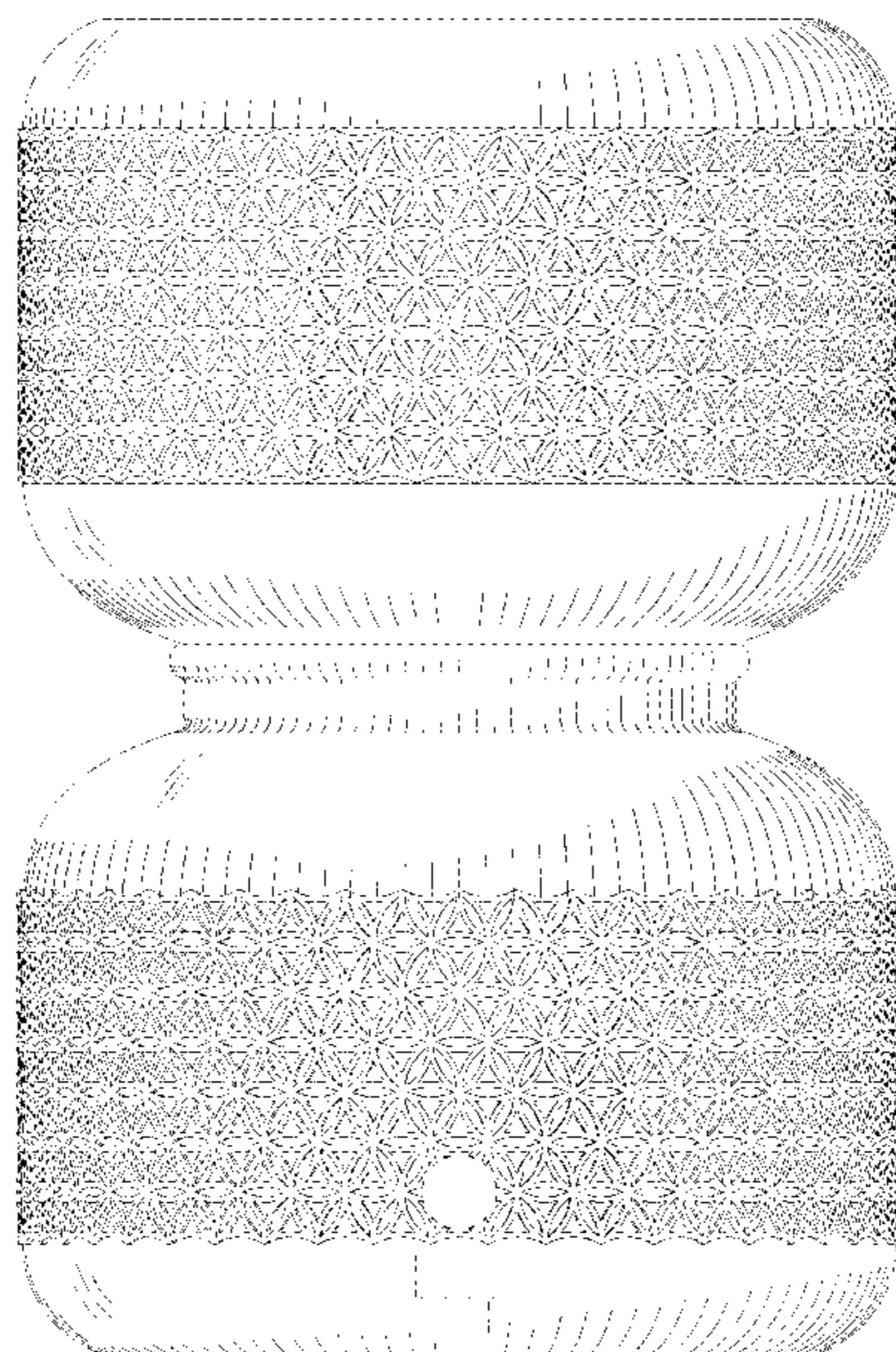
(57) **CLAIM**

The ornamental design for a water jug, as shown and described.

DESCRIPTION

FIG. 1 is a perspective view of a water jug;
FIG. 2 is a front elevation view thereof;
FIG. 3 is a left elevation view thereof, the right elevation view being a mirror image thereof;
FIG. 4 is a rear elevation view of FIG. 1; and,
FIG. 5 is a top plan view of FIG. 1; the bottom plan view being a mirror image thereof.
The broken lines shown in the drawings depict portions of the water jug that form no part of the claimed design.

1 Claim, 5 Drawing Sheets



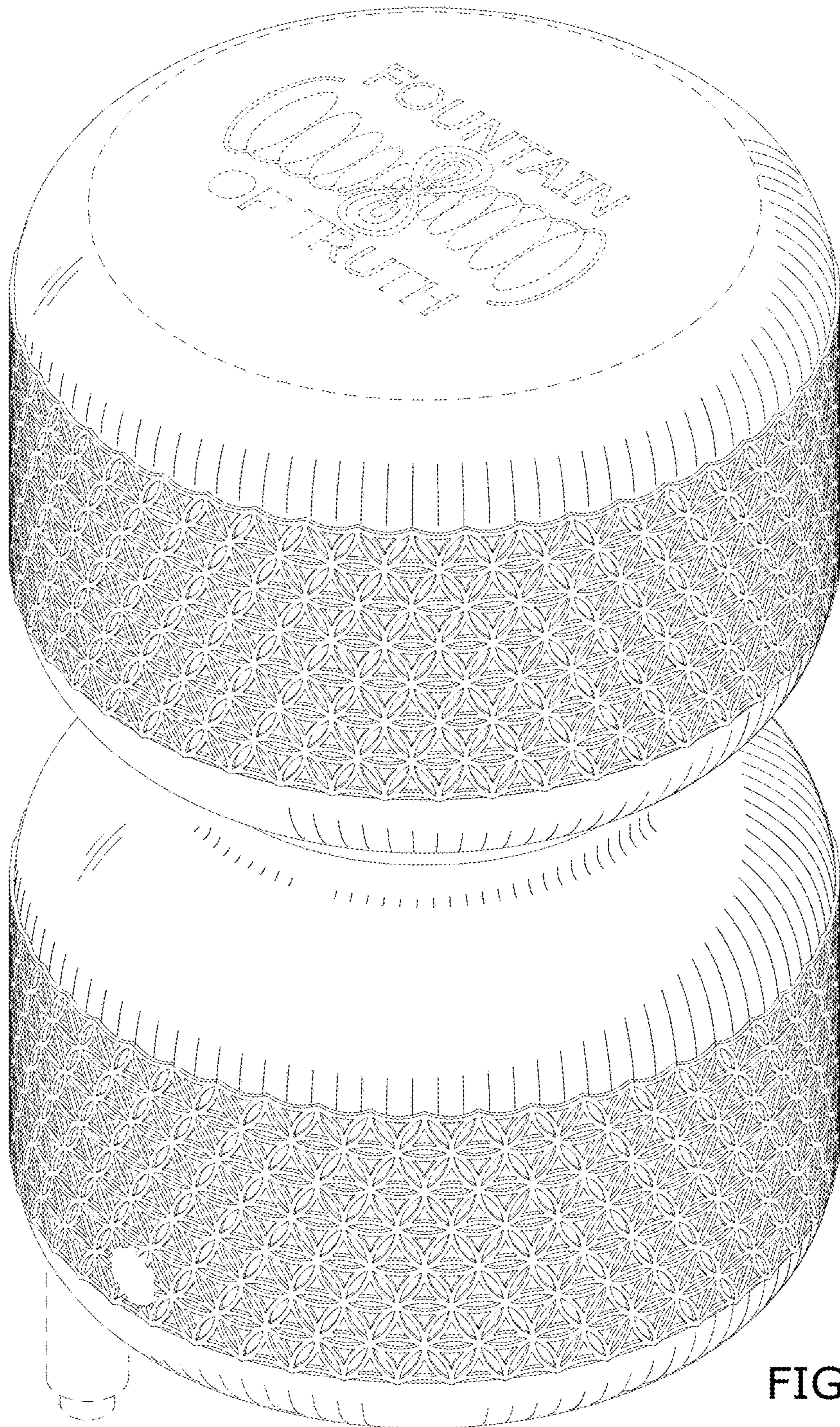


FIG.1




FIG.2




FIG. 3




FIG. 4




FIG.5