



US00D831395S

(12) **United States Design Patent**
Vargas, II et al.

(10) **Patent No.:** **US D831,395 S**
(45) **Date of Patent:** **** Oct. 23, 2018**

- (54) **TABLE**
- (71) Applicant: **Academy Ltd.**, Katy, TX (US)
- (72) Inventors: **Henry Vargas, II**, Sugar Land, TX (US); **Alexandra Adams**, Kailua Lona, HI (US)
- (73) Assignee: **Academy, Ltd.**, Katy, TX (US)
- (**) Term: **15 Years**
- (21) Appl. No.: **29/594,592**
- (22) Filed: **Feb. 21, 2017**
- (51) **LOC (11) Cl.** **06-03**
- (52) **U.S. Cl.**
USPC **D6/707.19**
- (58) **Field of Classification Search**
USPC D6/641, 657, 675.2, 675.3, 675.4, 675.5, D6/685, 686, 689, 690, 691, 691.1, 691.2, D6/691.3, 691.4, 691.5, 691.6, 691.7, D6/691.8, 691.9, 699, 699.1, 699.2, D6/699.3, 699.4, 699.5, 702, 705, 705.6, D6/707, 707.15, 707.19, 708, 709
CPC .. A47B 37/00; A47B 3/00; A47B 1/00; A47B 3/06; A47B 3/08; A47B 3/0912; A47B 7/00; A47B 21/00; A47B 23/00; A47B 25/00; A47B 13/08; A47B 3/083; A47B 3/14; A47B 41/00; A47B 17/00; A47B 3/0809; A47B 3/0812; A47B 2013/026; A47B 2200/03; A47B 2200/00; A47B 2003/0821; A47C 3/045
See application file for complete search history.

- 4,972,781 A * 11/1990 Montgomery A47B 3/08 108/19
 - 5,060,580 A * 10/1991 Shaw A47B 3/06 108/25
 - D337,352 S * 7/1993 Parker D12/177
 - 5,535,682 A 7/1996 Aigeldinger
 - 5,551,558 A 9/1996 Bureau
 - 5,572,934 A 11/1996 Aldridge et al.
 - 5,592,884 A 1/1997 Glick et al.
 - 5,778,800 A 7/1998 Liang et al.
 - 5,860,367 A 1/1999 Riegel et al.
 - 6,152,047 A 11/2000 Mac et al.
 - 6,302,097 B1 10/2001 Rivera et al.
- (Continued)

- (56) **References Cited**
U.S. PATENT DOCUMENTS
D127,680 S * 6/1941 Greitzer D6/707
2,572,333 A * 10/1951 Greitzer 108/90
D252,659 S * 8/1979 Brickman D6/682.2

OTHER PUBLICATIONS

10776485, posted at Assets.academy.com, posted on Jan. 28, 2017, site visited Mar. 7, 2018. online, available from internet: https://assets.academy.com/mgen/85/10776485.jpg?is=500%2C500.*

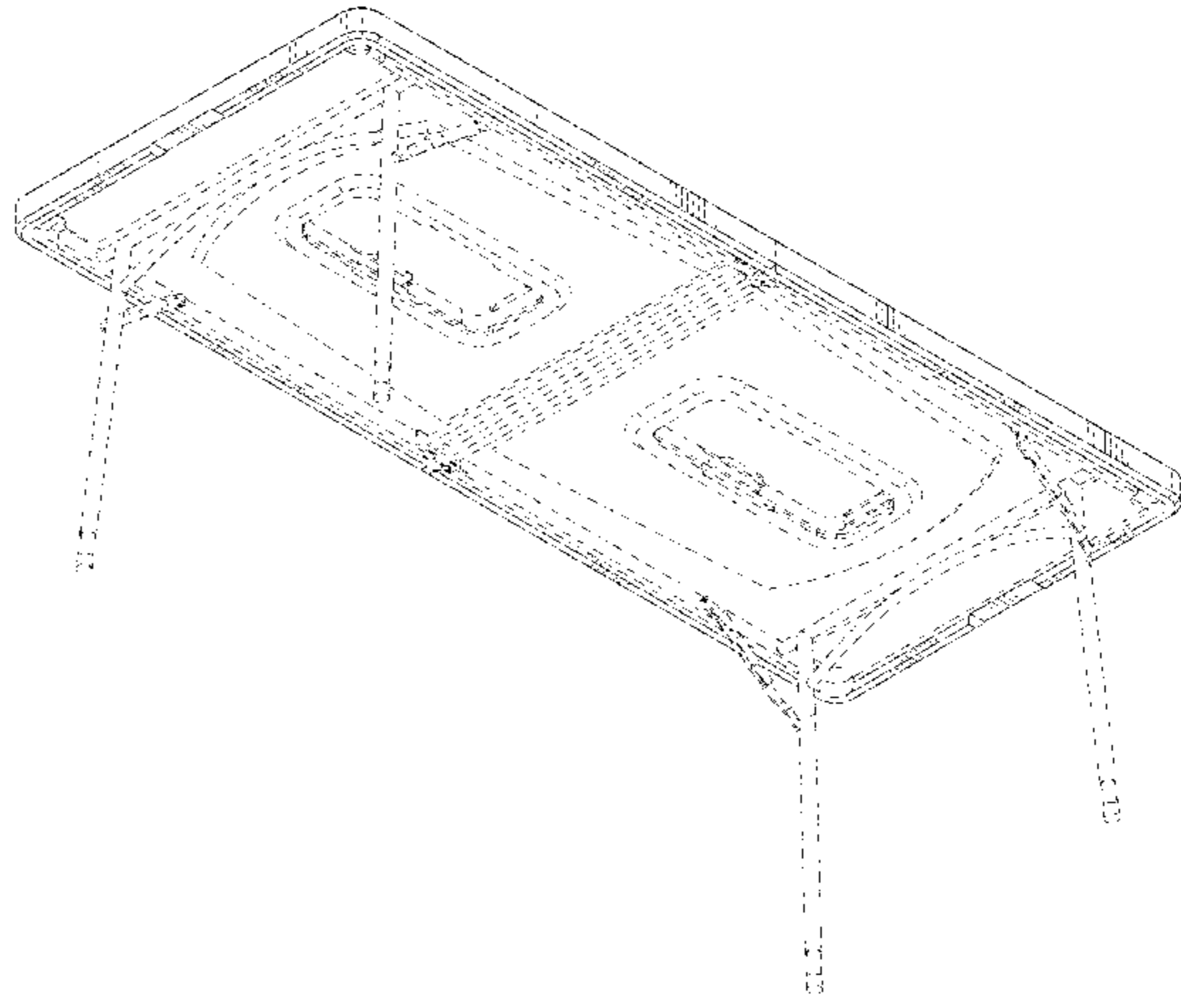
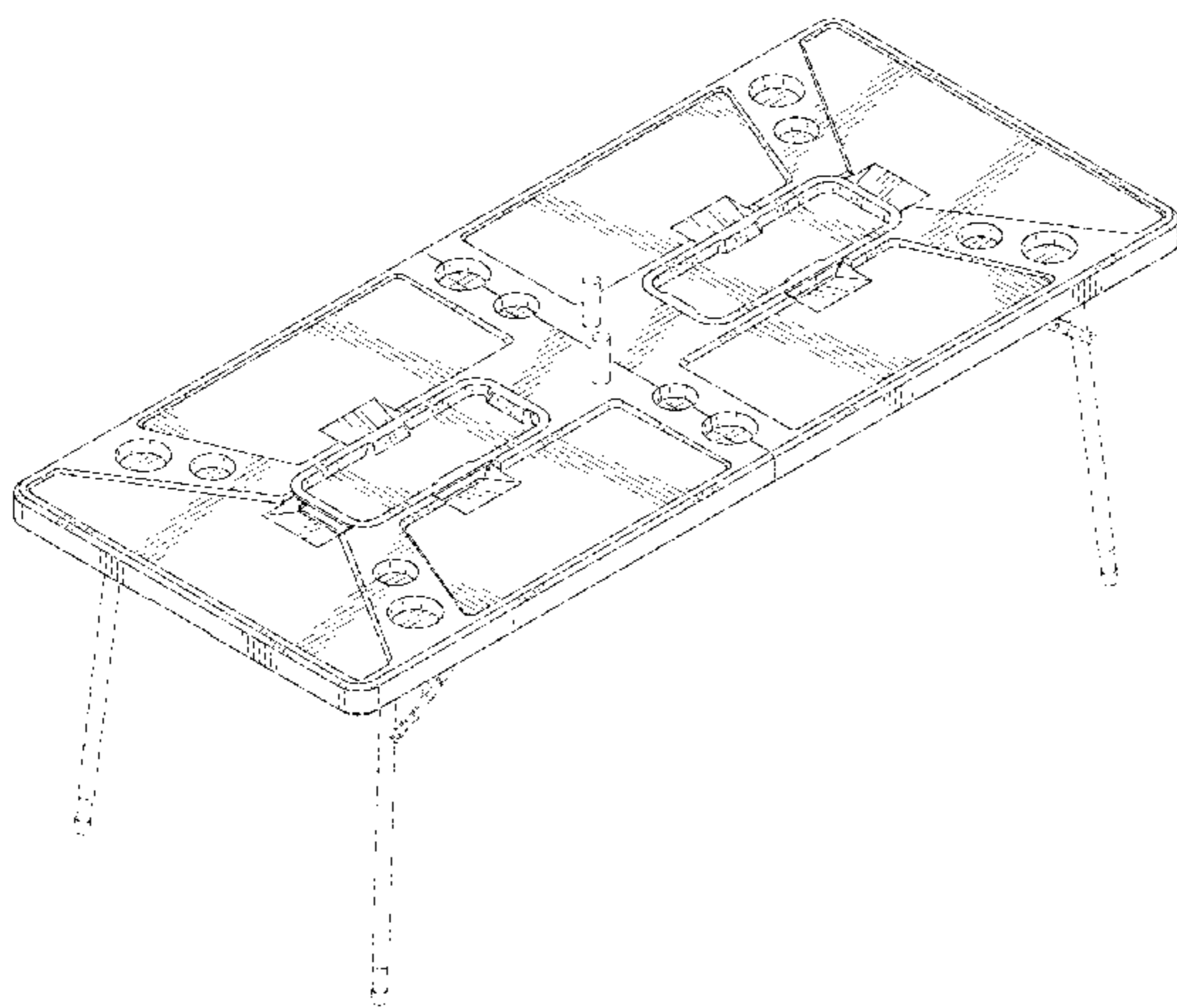
Primary Examiner — Mary Ann Calabrese
Assistant Examiner — Catherine Ho
(74) *Attorney, Agent, or Firm* — Kilpatrick Townsend & Stockton LLP

(57) **CLAIM**
The ornamental design for a table, as shown and described.

DESCRIPTION

FIG. 1 is a top perspective view of a table.
FIG. 2 is a bottom perspective view of the table of FIG. 1.
FIG. 3 is a right side view of the table of FIG. 1.
FIG. 4 is a front side view of the table of FIG. 1.
FIG. 5 is a left side view of the table of FIG. 1.
FIG. 6 is a rear side view of the table of FIG. 1.
FIG. 7 is a top view of the table of FIG. 1; and,
FIG. 8 is a bottom view of the table of FIG. 1.
The broken line portions of the drawings are included to show portions of the article that form no part of the claimed design.

1 Claim, 7 Drawing Sheets



US D831,395 S

Page 2

(56)

References Cited

U.S. PATENT DOCUMENTS

6,321,662 B1	11/2001	Fraise et al.	
D468,566 S	1/2003	Morris et al.	
6,662,732 B2	12/2003	Birsel et al.	
6,802,263 B1	10/2004	Kolb et al.	
D498,088 S	11/2004	Tsang	
6,810,819 B2	11/2004	Kaniuk et al.	
6,997,111 B2	2/2006	Giegerich et al.	
D558,489 S	1/2008	Christensen et al.	
D604,964 S	12/2009	Broussard et al.	
7,681,946 B2	3/2010	Arias et al.	
D642,408 S	8/2011	Pirkl	
D642,409 S	8/2011	Pirkl	
8,166,893 B2	5/2012	Davis	
8,347,790 B1	1/2013	Maiers et al.	
8,381,662 B2 *	2/2013	Goldszer	A47B 37/04 108/25
D683,568 S	6/2013	Mayne	
D690,164 S *	9/2013	Lock	D7/553.2
8,857,346 B2	10/2014	Khanjian et al.	
9,247,807 B1 *	2/2016	Sanchez	A47B 13/08
9,284,776 B2	3/2016	Bond	
9,392,868 B2	7/2016	Nardi	
D769,678 S *	10/2016	Jussen	D7/701
9,623,890 B1 *	4/2017	Horowitz	B62B 3/022
2002/0040667 A1 *	4/2002	Birsel	A47B 21/00 108/25
2002/0129746 A1	9/2002	Donnelly et al.	
2004/0139892 A1 *	7/2004	Giegerich	A47B 3/002 108/26
2005/0204963 A1	9/2005	Robinson et al.	
2006/0213401 A1	9/2006	Huang et al.	
2007/0056482 A1	3/2007	Robinson et al.	
2009/0260546 A1	10/2009	George et al.	
2010/0236453 A1	9/2010	Vegas et al.	
2014/0102337 A1	4/2014	Ralph et al.	
2014/0117004 A1	5/2014	Sambonet et al.	
2016/0192748 A1	7/2016	Mcquaid et al.	

* cited by examiner

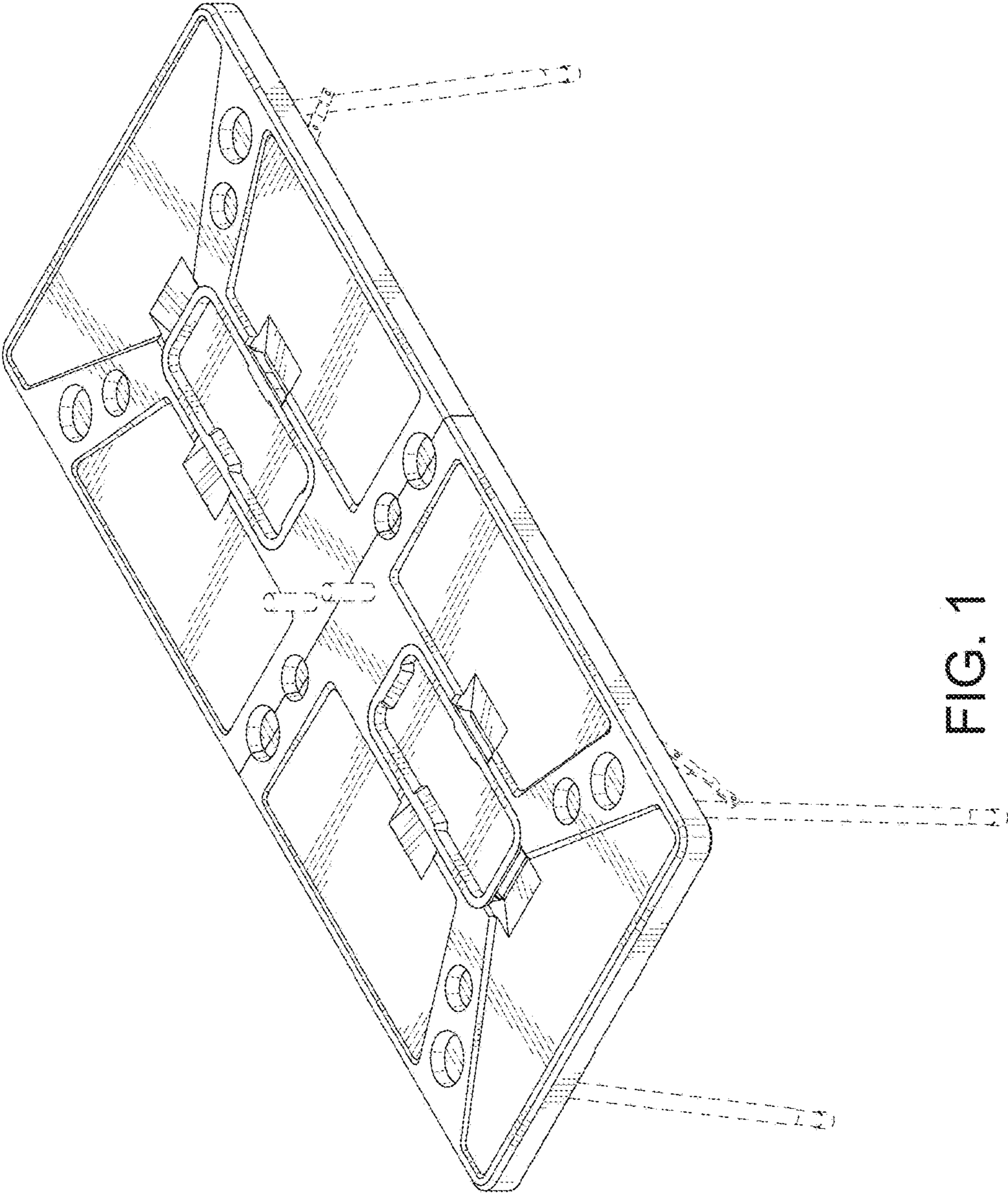


FIG. 1

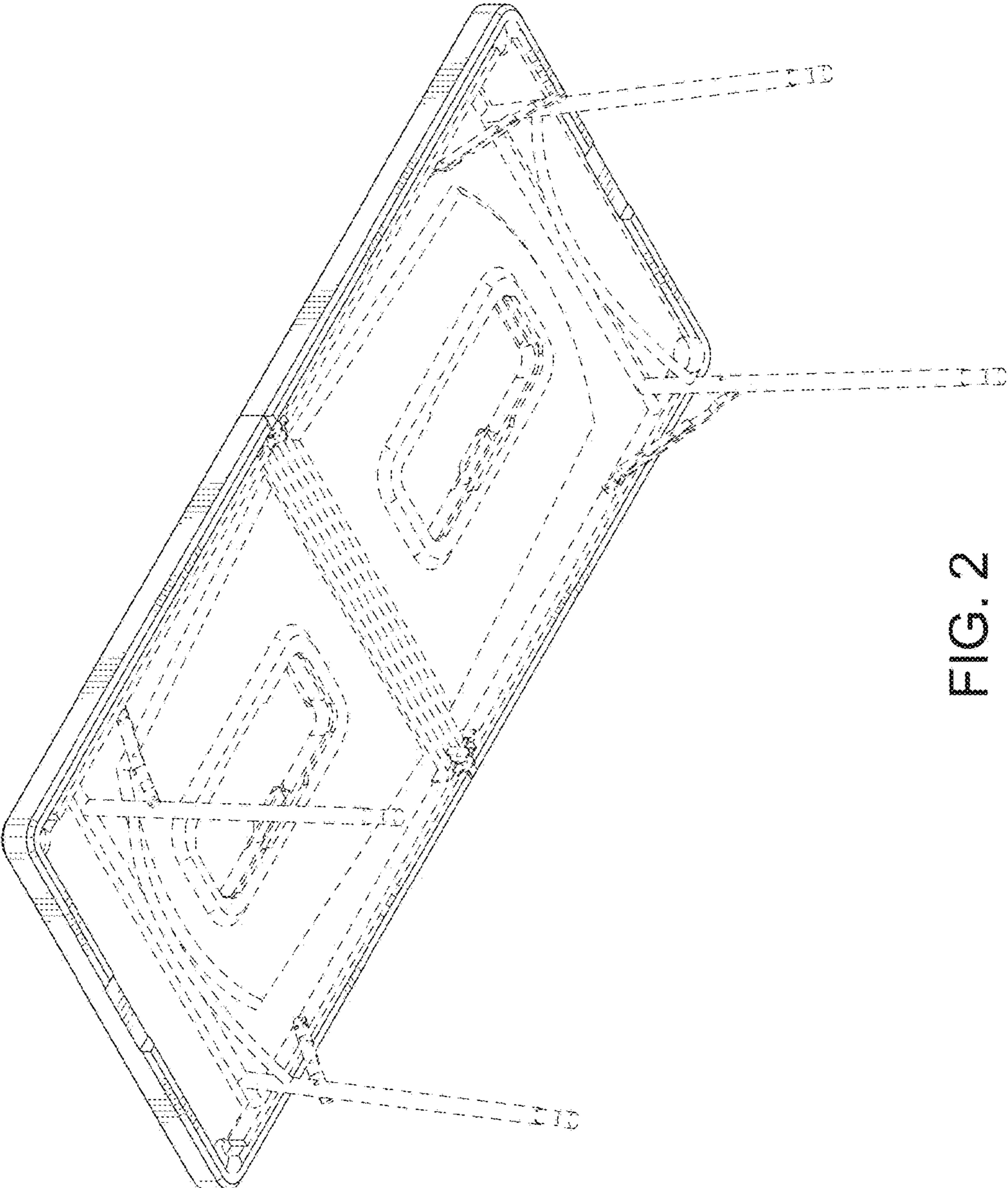


FIG. 2

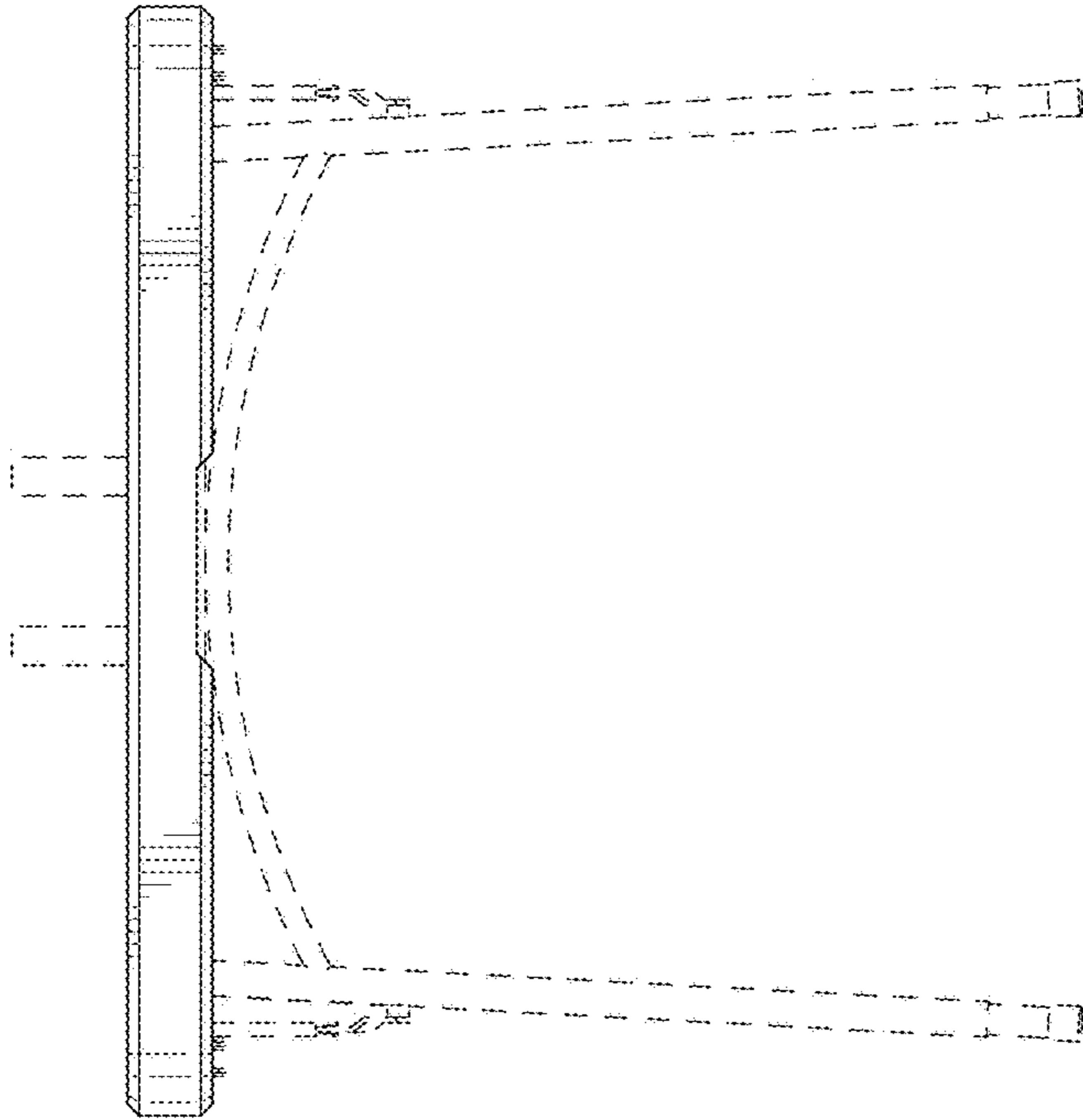


FIG. 3

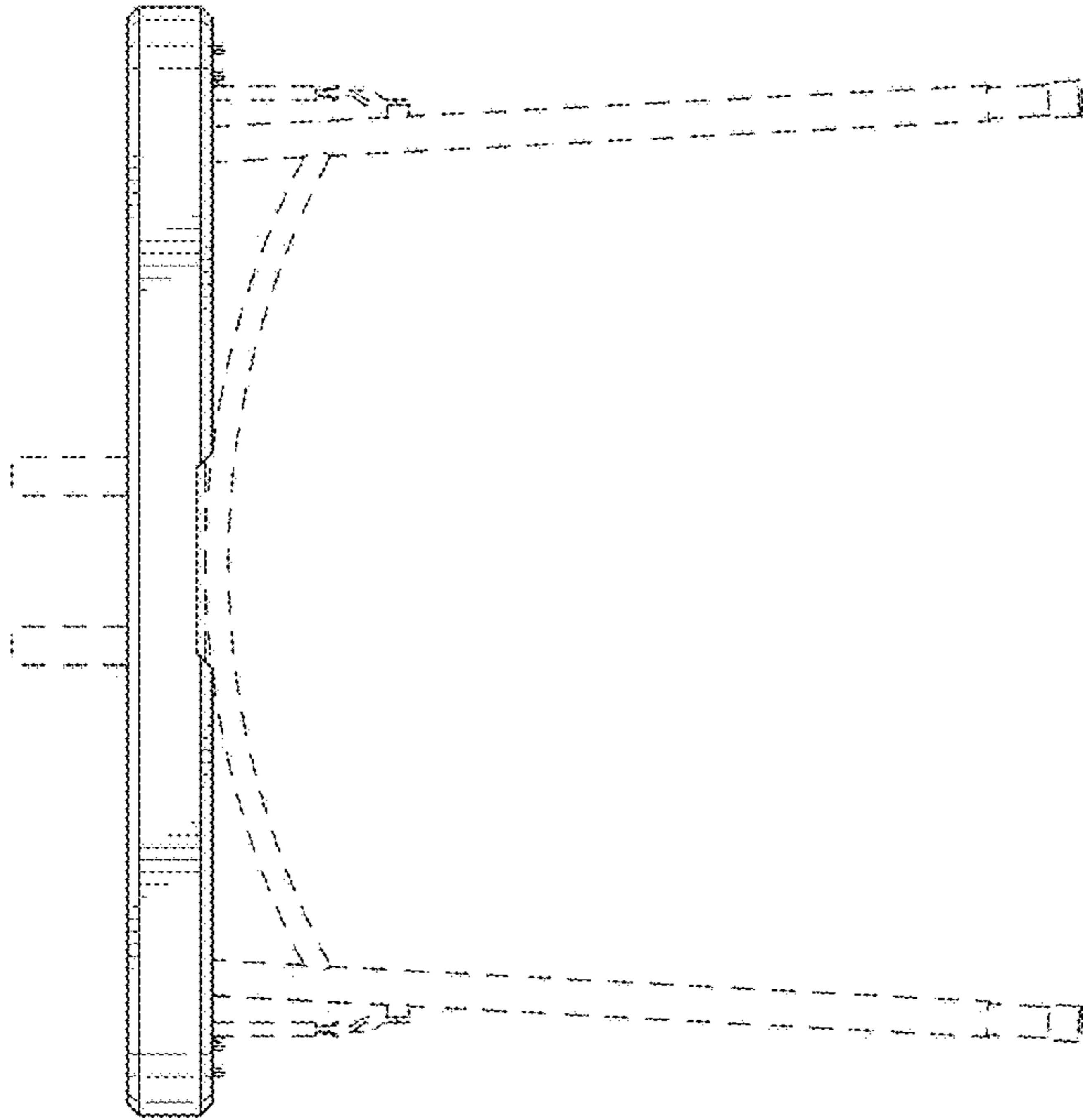


FIG. 5

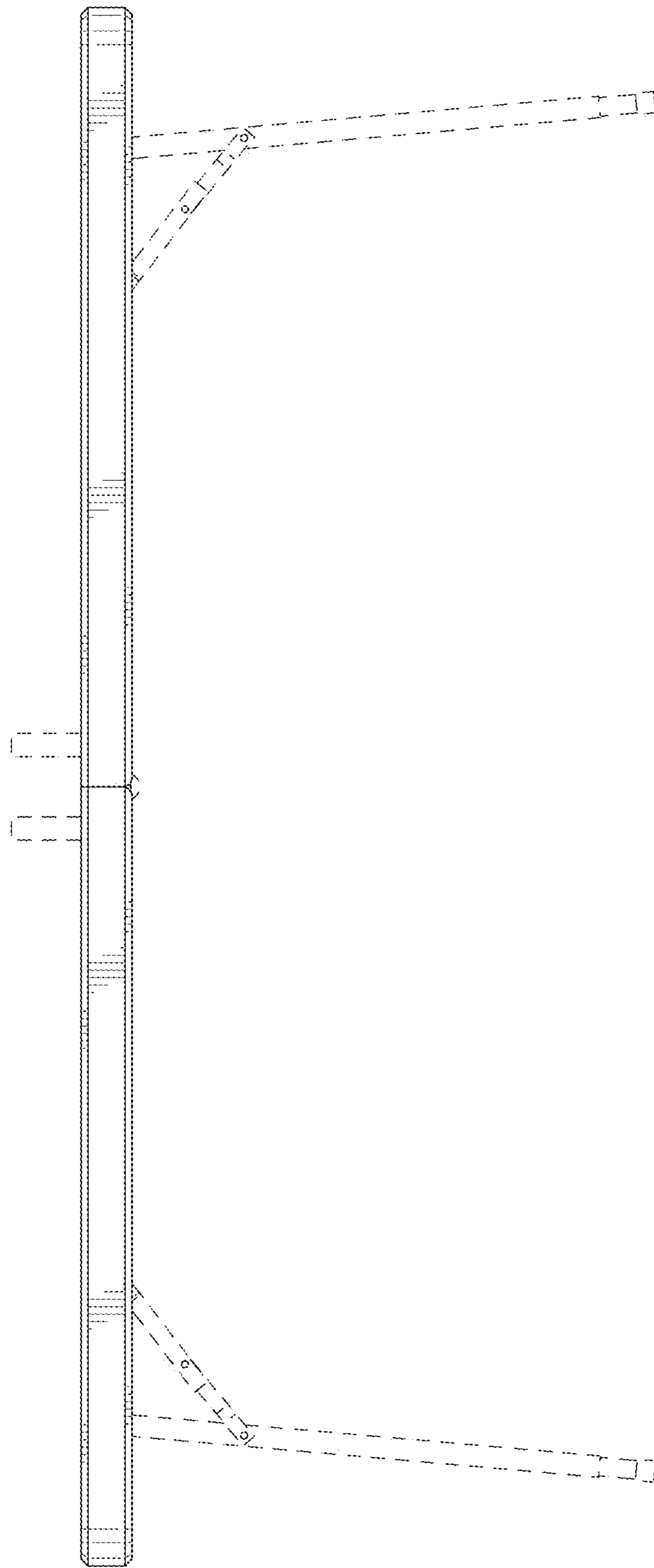


FIG. 4

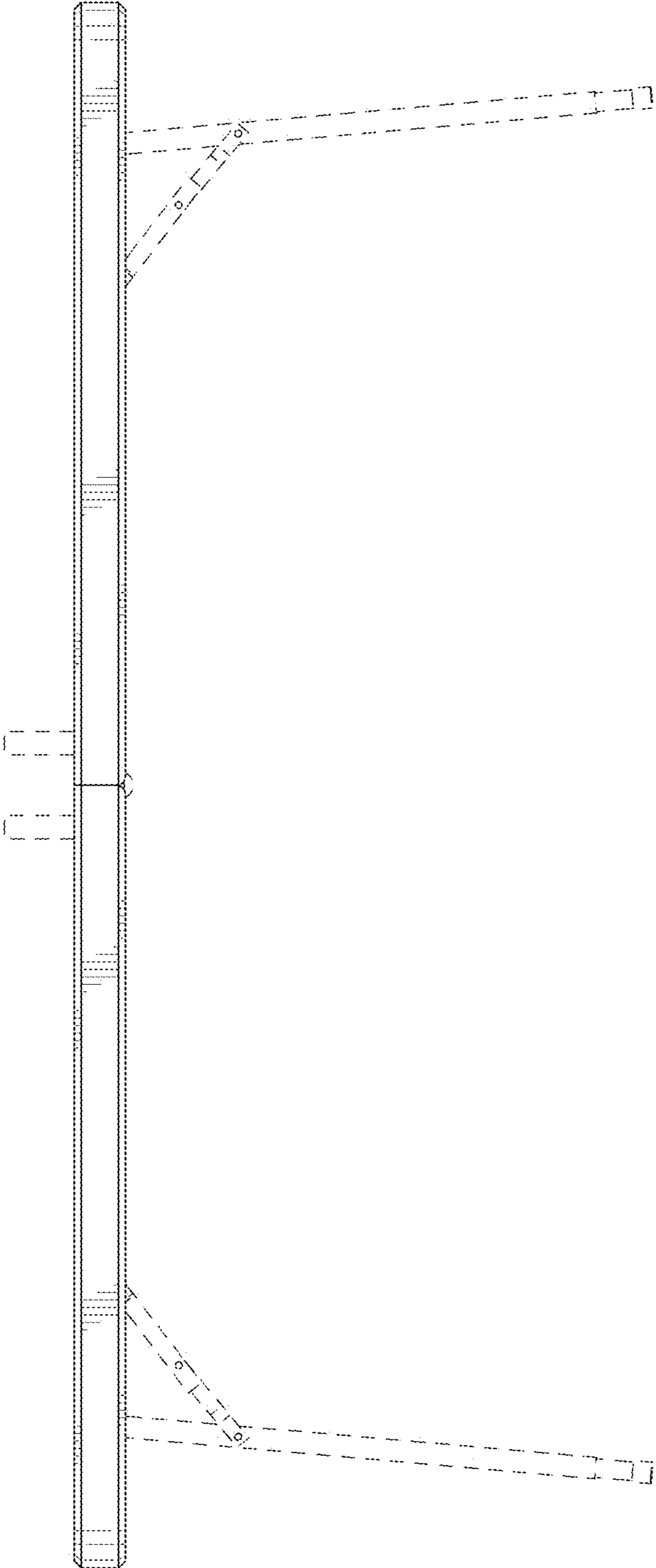


FIG. 6

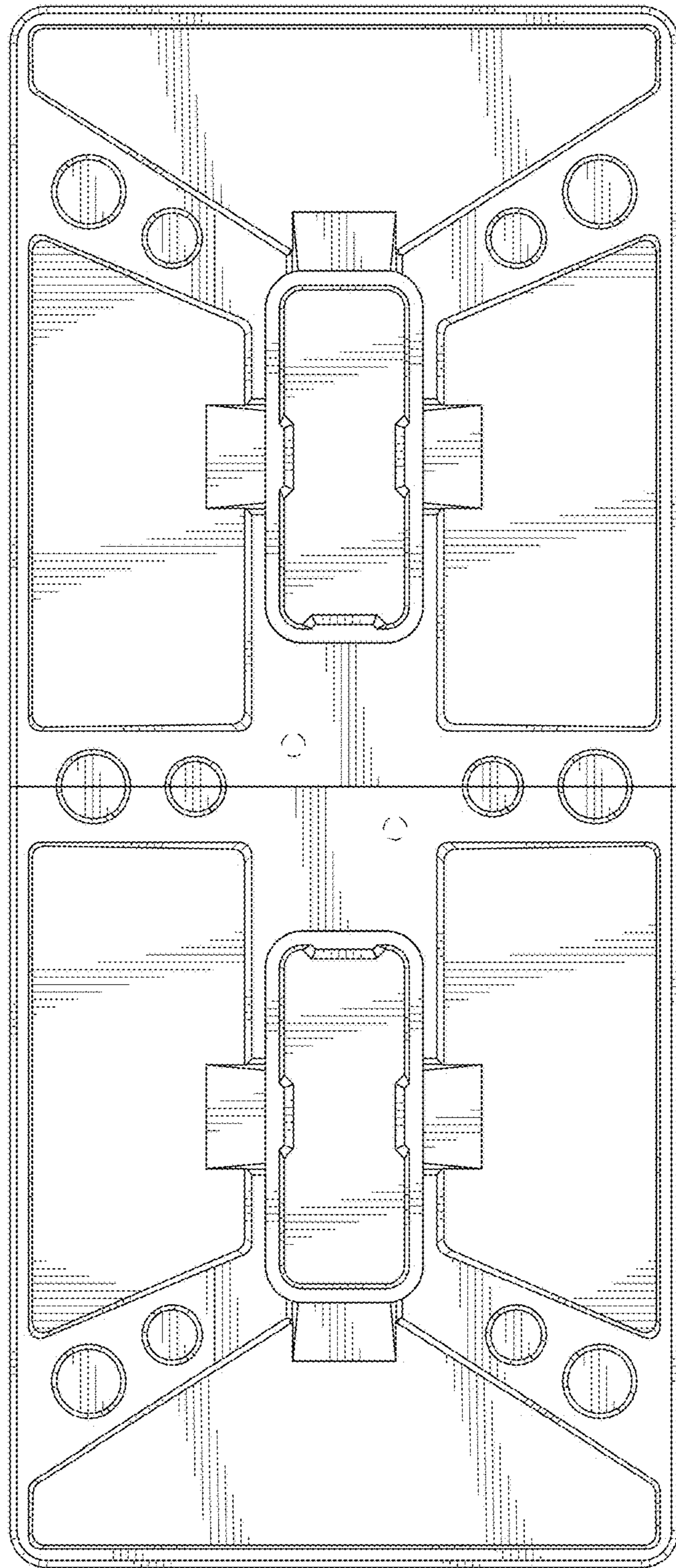


FIG. 7

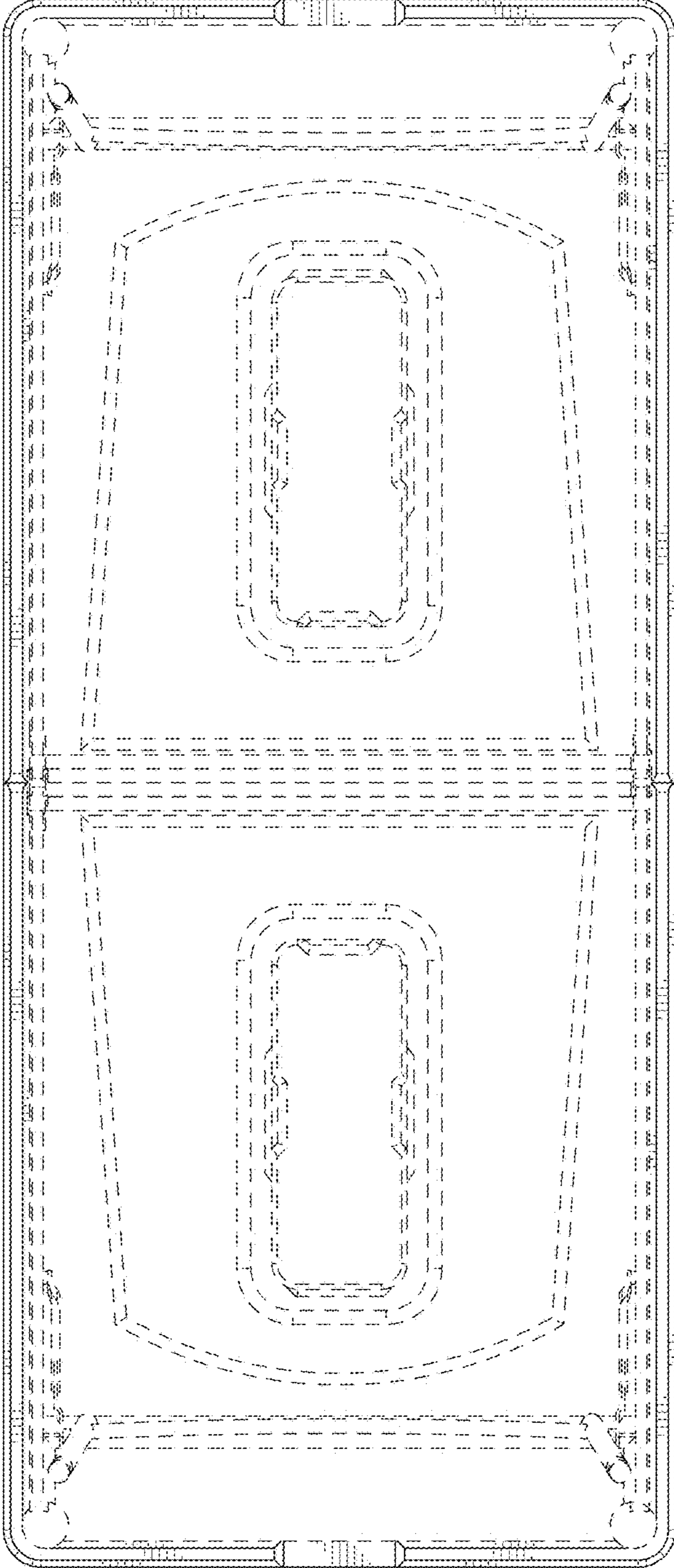


FIG. 8