

US00D831384S

(12) **United States Design Patent**
O'Neill

(10) **Patent No.:** **US D831,384 S**

(45) **Date of Patent:** **** Oct. 23, 2018**

(54) **PILLOW CASE**
(71) Applicant: **L&P Property Management Company, South Gate, CA (US)**

8,516,632 B2 * 8/2013 Ogundare A47G 9/0253
5/417
D695,551 S * 12/2013 Gatto D5/59
D699,052 S * 2/2014 Jalan D6/601

(Continued)

(72) Inventor: **Robert J. O'Neill, McDonough, GA (US)**

Primary Examiner — Mary Ann Calabrese

Assistant Examiner — Jennifer L Rempfer

(73) Assignee: **L&P Property Management Company, South Gate, CA (US)**

(74) *Attorney, Agent, or Firm* — Wood, Herron & Evans, LLP

(**) Term: **15 Years**

(57) **CLAIM**

The ornamental design for a pillow case, as shown and described.

(21) Appl. No.: **29/574,362**

DESCRIPTION

(22) Filed: **Aug. 15, 2016**

(51) **LOC (11) Cl.** **06-09**

(52) **U.S. Cl.**
USPC **D6/601**

(58) **Field of Classification Search**
USPC D6/582–583, 587–592, 595–609,
D6/617–622; D21/803–809

CPC A47G 9/00; A47G 2009/001; A47G
2009/002; A47G 2009/003; A47G
2009/005; A47G 2009/006; A47G 9/02;
A47G 9/0207; A47G 9/0215; A47G
9/0223; A47G 9/023; A47G 9/0238;
A47G 9/0246; A47G 9/0253; A47G
9/0261; A47G 9/06; A47G 9/062; A47G
9/066; A47G 9/068; A47G 9/08; A47G
2009/0276; A47G 9/0284; A47G 9/0292;
A47G 9/04; A47G 9/10

See application file for complete search history.

FIG. 1 is a top view of one embodiment of a pillow case surrounding a pillow illustrating our new design; the dashed lines representing stitching;

FIG. 2 is a bottom view thereof;

FIG. 3 is a front view thereof;

FIG. 4 is a rear view thereof;

FIG. 5 is a side view thereof, the other side being identical;

FIG. 6 is a top view of the pillow case of FIG. 1 without a pillow illustrating our new design; the dashed lines representing stitching;

FIG. 7 is a bottom view thereof;

FIG. 8 is a front view thereof;

FIG. 9 is a rear view thereof;

FIG. 10 is a side view thereof, the other side being identical;

FIG. 11 is a top view of an alternative embodiment of pillow case of FIG. 6 without a pillow illustrating our new design;

FIG. 12 is a bottom view thereof;

FIG. 13 is a front view thereof;

FIG. 14 is a rear view thereof; and,

FIG. 15 is a side view thereof, the other side being identical.

Any elements shown in dash dot lines form no part of the claimed invention, and are instead included to show environmental aspects of the claimed invention.

(56) **References Cited**

U.S. PATENT DOCUMENTS

D270,320 S * 8/1983 Smith D6/601
D640,493 S * 6/2011 Nishijima D6/601
D672,184 S * 12/2012 Alletto, Jr. D6/601

1 Claim, 10 Drawing Sheets



(56)

References Cited

U.S. PATENT DOCUMENTS

8,646,134	B1	2/2014	Alletto, Jr.	
8,726,435	B2 *	5/2014	Briody	5/630
D708,867	S *	7/2014	Rajusth	D6/596
8,887,332	B2	11/2014	Alletto	
D722,239	S *	2/2015	Russell	D6/601
9,015,883	B2	4/2015	Alletto	
9,167,922	B1 *	10/2015	Holbrook	A47G 9/10
9,167,923	B1 *	10/2015	Holbrook	A47G 9/0253
D747,899	S *	1/2016	Klein	D6/601
D752,361	S *	3/2016	Cumby	D6/601
D759,404	S *	6/2016	Alletto, Jr.	D6/601
D772,610	S *	11/2016	Bell	D6/601
D773,210	S *	12/2016	Toro	D6/601
D786,584	S *	5/2017	Beliveau	D6/601
D790,254	S *	6/2017	Brown	D6/601
D818,742	S *	5/2018	Bell	D6/601
D820,004	S *	6/2018	Bell	D6/601
2008/0244832	A1 *	10/2008	Kuo	A47C 7/021
				5/638
2015/0000042	A1 *	1/2015	Randall	A47G 9/10
				5/655.4
2016/0166092	A1 *	6/2016	Alletto, Jr.	A47G 9/10
				5/638

* cited by examiner




FIG. 1




FIG. 2




FIG. 3




FIG. 4




FIG. 5




FIG. 6




FIG. 7



FIG. 8



FIG. 9



FIG. 10




FIG. 11




FIG. 12



FIG. 13



FIG. 14




FIG. 15