



US00D831368S

(12) **United States Design Patent** (10) **Patent No.:** **US D831,368 S**
Jones (45) **Date of Patent:** **** Oct. 23, 2018**

(54) **CHAIR**
(71) Applicant: **Williams-Sonoma, Inc.**, San Francisco, CA (US)
(72) Inventor: **Ana Jones**, Brooklyn, NY (US)
(73) Assignee: **Williams-Sonoma, Inc.**, San Francisco, CA (US)

(**) Term: **15 Years**

(21) Appl. No.: **29/616,653**

(22) Filed: **Sep. 7, 2017**

(51) **LOC (11) Cl.** **06-01**

(52) **U.S. Cl.**
USPC **D6/374**

(58) **Field of Classification Search**
USPC D6/334-336, 371, 372, 373, 374, 375, D6/376, 379, 380, 716, 716.1, 716.4
CPC A47C 3/04; A47C 4/02; A47C 4/03; A47C 4/024; A47C 4/025; A47C 5/12; A47C 7/16

See application file for complete search history.

(56) **References Cited**

U.S. PATENT DOCUMENTS

D261,835 S * 11/1981 Lubke D6/379
D325,305 S * 4/1992 Sottsass D6/379

D341,038 S * 11/1993 Danko D6/375
D357,594 S * 4/1995 Kellen D6/374
D396,563 S * 8/1998 Meijer D6/334
D431,121 S * 9/2000 Matthew D6/374
D432,806 S * 10/2000 Gomez D6/379
D437,139 S * 2/2001 Beck D6/379
D470,670 S * 2/2003 Meyer D6/374
D736,534 S * 8/2015 Stania D6/374

* cited by examiner

Primary Examiner — Mimoso De

(74) *Attorney, Agent, or Firm* — Cook Alex Ltd.; R. Blake Johnston

(57) **CLAIM**

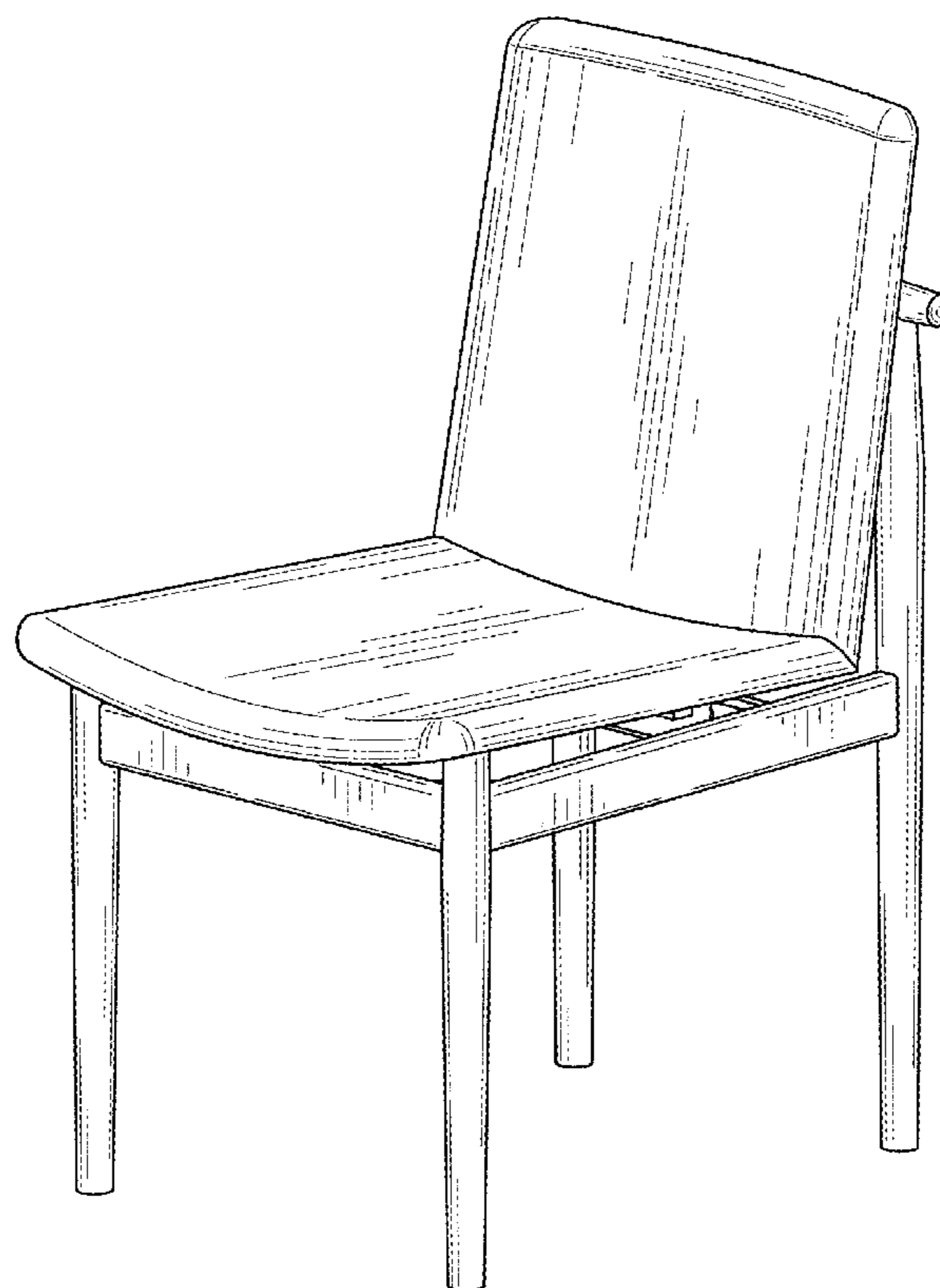
The ornamental design for a chair, as shown and described.

DESCRIPTION

FIG. 1 is a perspective view of the chair;
FIG. 2 is a front elevational view of the chair;
FIG. 3 is a rear elevational view of the chair;
FIG. 4 is a left side elevational view of the chair, the opposite side of which is a mirror image;
FIG. 5 is a top plan view of the chair; and
FIG. 6 is a bottom plan view of the chair.

The broken lines shown in the drawings are for illustrating portions of the chair that form no part of the claimed design.

1 Claim, 5 Drawing Sheets



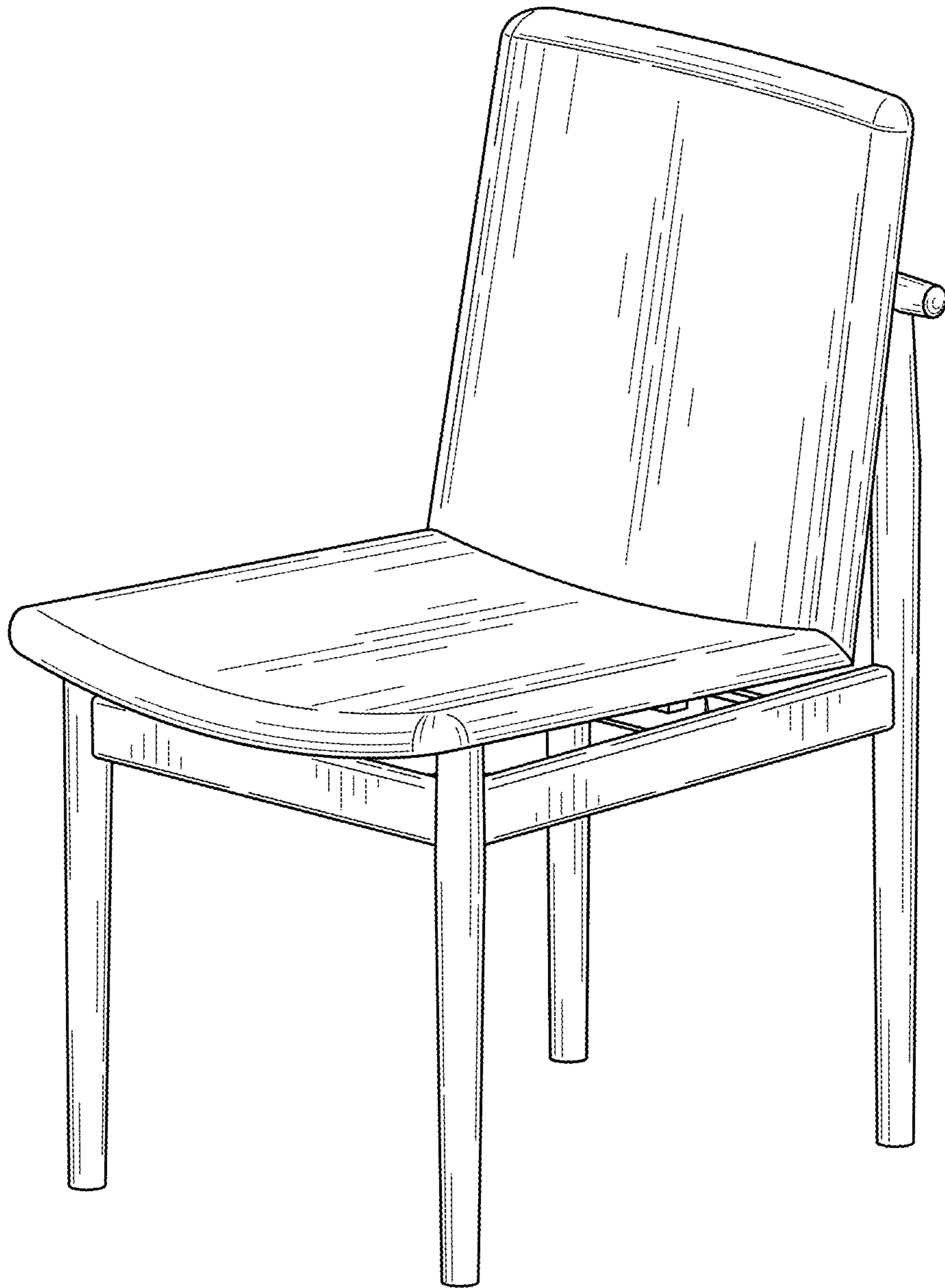


FIG. 1




FIG. 2

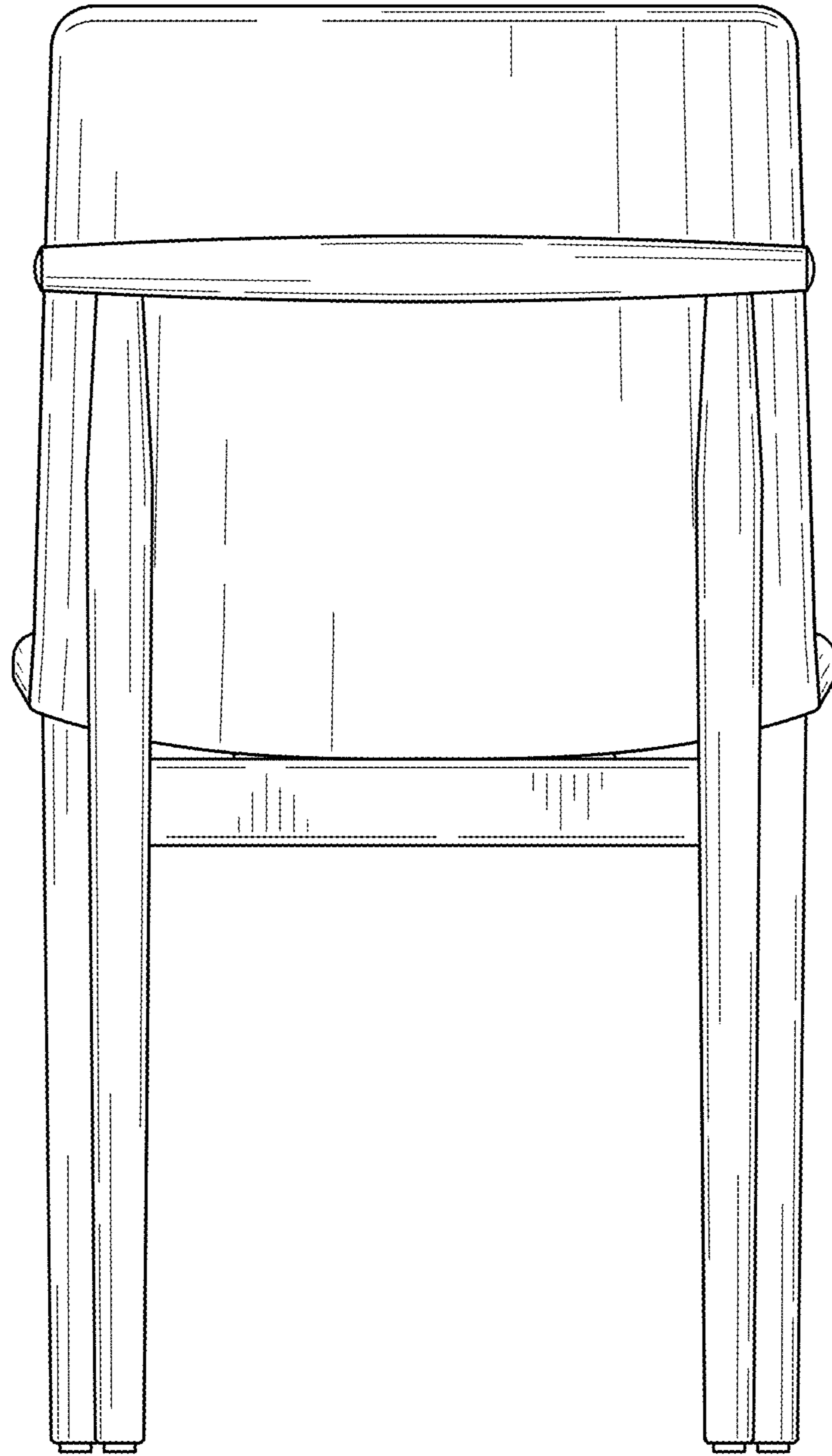


FIG. 3

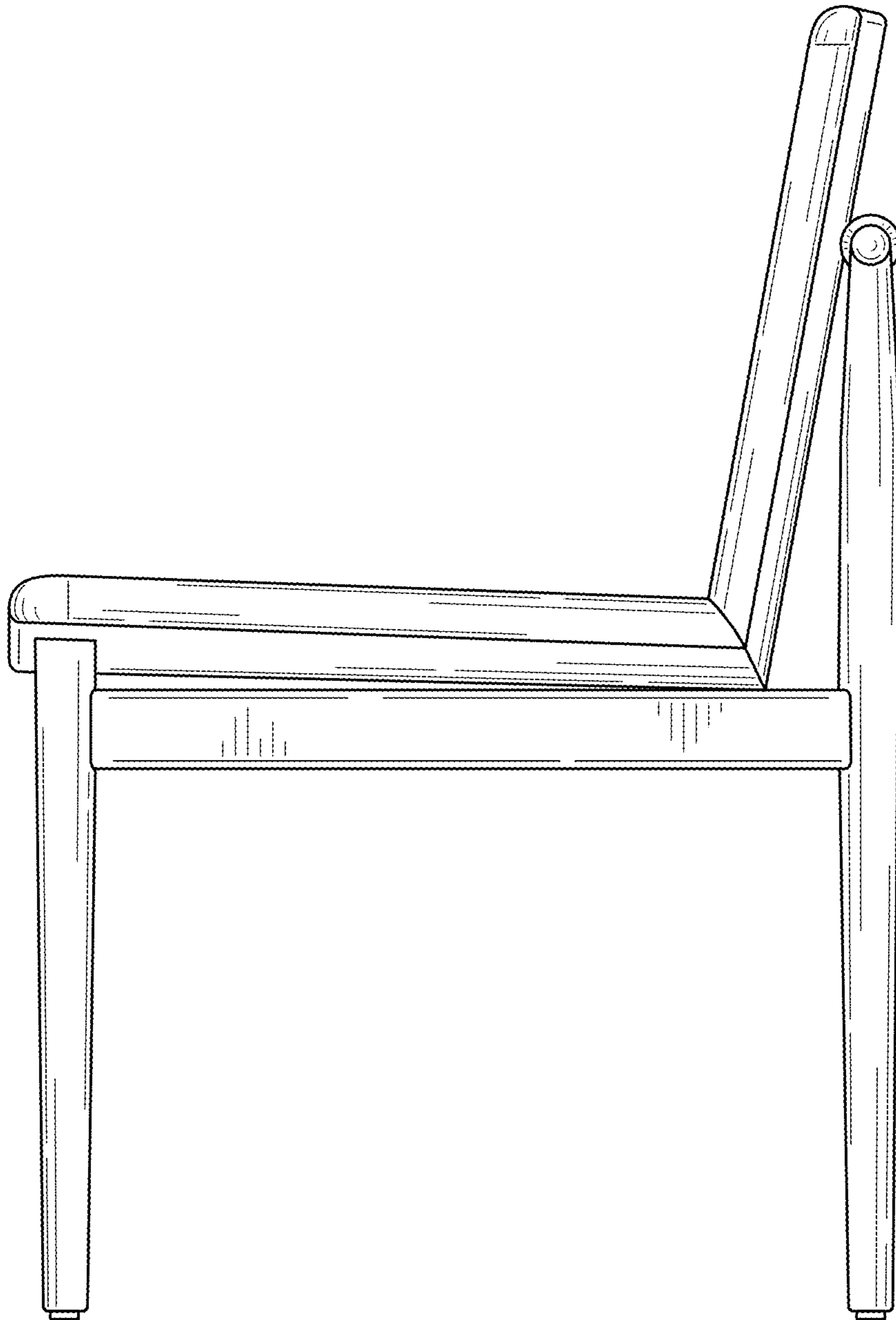


FIG. 4




FIG. 5

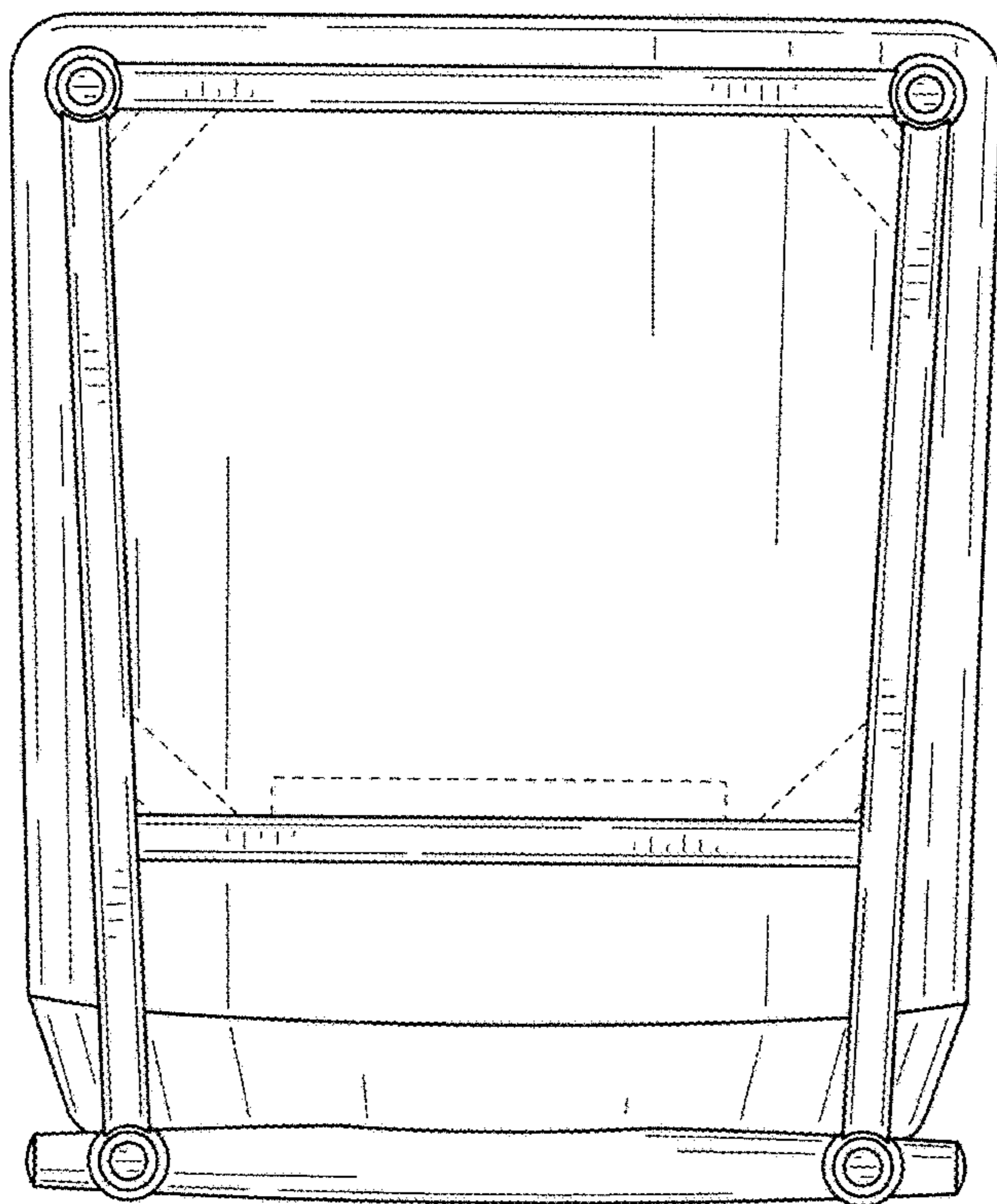


FIG. 6