



US00D831367S

(12) **United States Design Patent**  
**Lievore et al.**

(10) **Patent No.:** **US D831,367 S**  
(45) **Date of Patent:** **\*\* Oct. 23, 2018**

(54) **CHAIR**

(71) Applicant: **TRIBU N.V.**, Bilzen (BE)

(72) Inventors: **Alberto Lievore**, Barcelona (ES);  
**Jeannette Altherr**, Barcelona (ES);  
**Manel Molina**, Barcelona (ES)

(73) Assignee: **TRIBU N.V.**, Bilzen (BE)

(\*\*) Term: **15 Years**

(21) Appl. No.: **29/619,165**

(22) Filed: **Sep. 27, 2017**

(30) **Foreign Application Priority Data**

Apr. 3, 2017 (EM) ..... 003837772-0001

(51) **LOC (11) Cl.** ..... **06-01**

(52) **U.S. Cl.**  
USPC ..... **D6/368**

(58) **Field of Classification Search**

USPC ..... D6/334-336, 367, 368, 371, 373, 375,  
D6/379, 380, 716, 716.1, 716.2, 716.3,  
D6/716.4

CPC .... A47C 4/00; A47C 4/28; A47C 4/30; A47C  
4/32; A47C 4/38; A47C 4/40

See application file for complete search history.

(56) **References Cited**

**U.S. PATENT DOCUMENTS**

1,949,282 A \* 2/1934 Murray ..... A47C 4/38  
297/18  
1,969,313 A \* 8/1934 Meeker ..... A47C 4/40  
297/17

1,975,689 A \* 10/1934 Hall ..... A47C 4/40  
297/18  
D171,506 S \* 2/1954 Laird ..... 297/47  
2,741,298 A \* 4/1956 Roberts, III ..... A47C 4/40  
297/18  
D220,908 S \* 6/1971 Smith ..... D6/368  
D221,146 S \* 7/1971 McComas ..... D6/368  
D360,082 S \* 7/1995 Tseng ..... D6/368  
D675,841 S \* 2/2013 Mound, II ..... D6/368  
D707,050 S \* 6/2014 Colby ..... D6/368  
D762,394 S \* 8/2016 Hardesty ..... D6/368

\* cited by examiner

*Primary Examiner* — Mimosa De

(74) *Attorney, Agent, or Firm* — Ladas & Parry LLP

(57) **CLAIM**

The ornamental design for a chair, as shown and described.

**DESCRIPTION**

FIG. 1 is a perspective view from the front, top, and left side of the chair embodying our new design;  
FIG. 2 is a front elevational view thereof;  
FIG. 3 is a rear elevational view thereof;  
FIG. 4 is a left side elevational view thereof;  
FIG. 5 is a right side elevational view thereof;  
FIG. 6 is a top plan view thereof; and,  
FIG. 7 is a bottom plan view thereof.

**1 Claim, 7 Drawing Sheets**








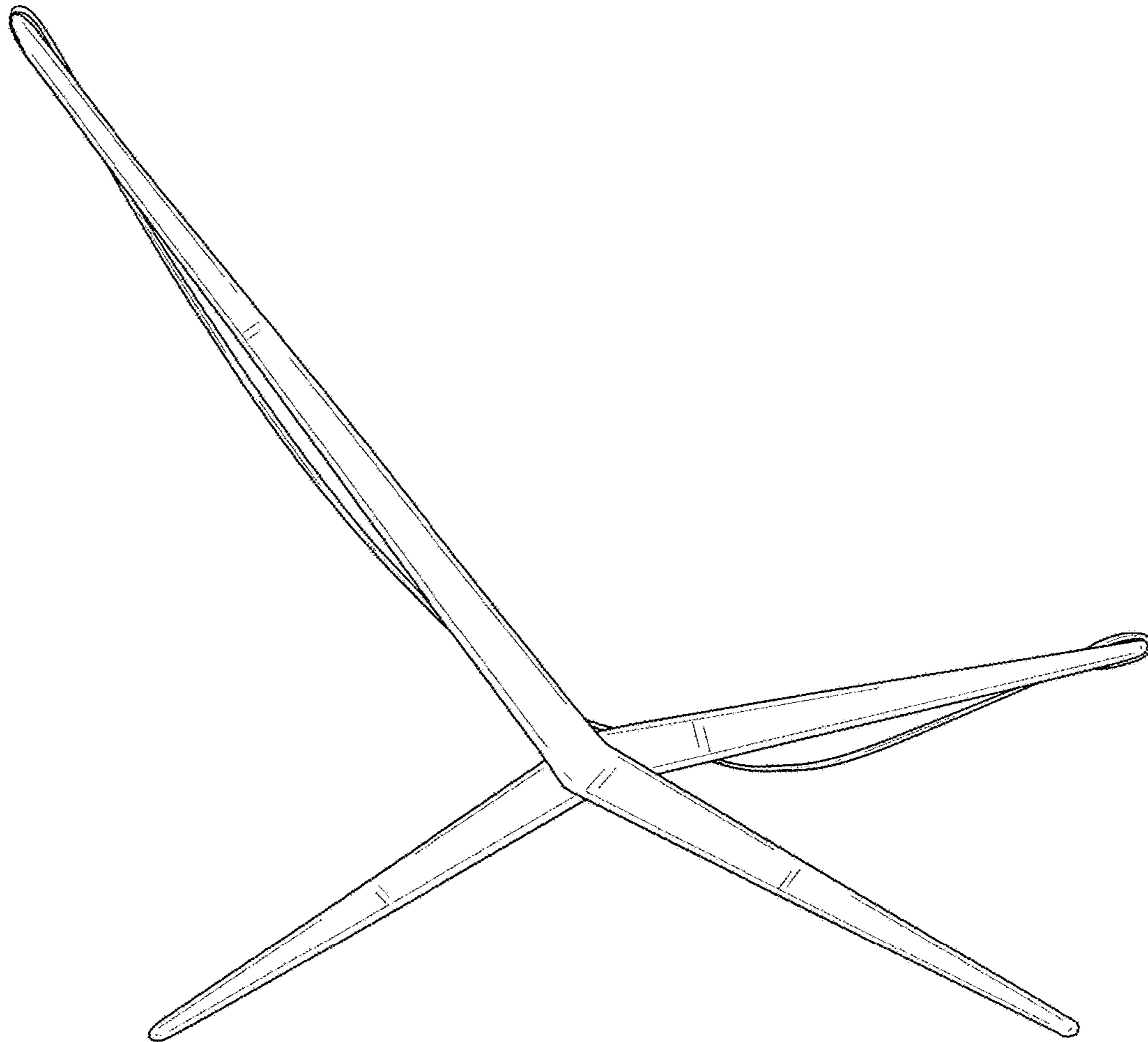
FIG. 1



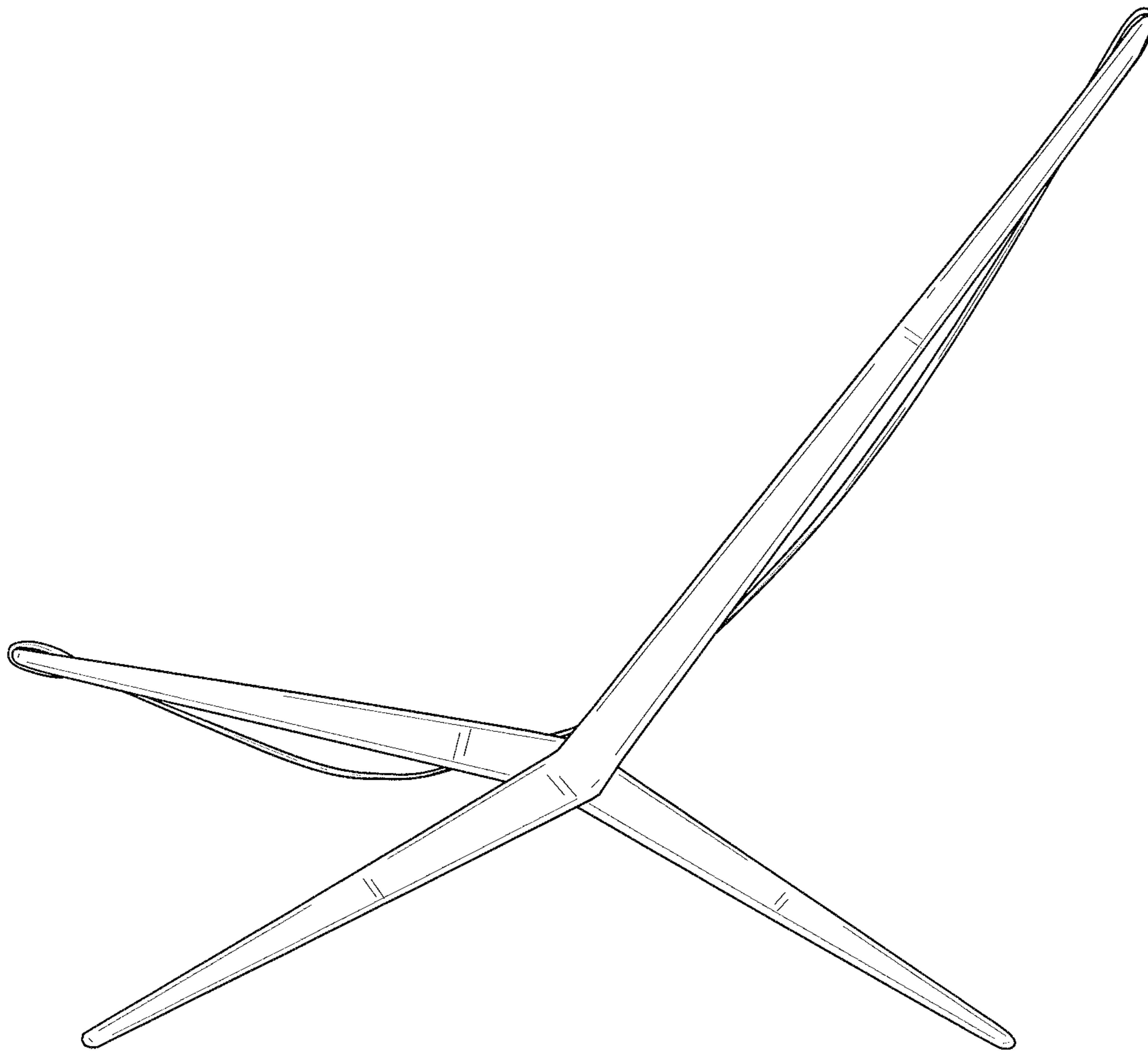
**FIG. 2**



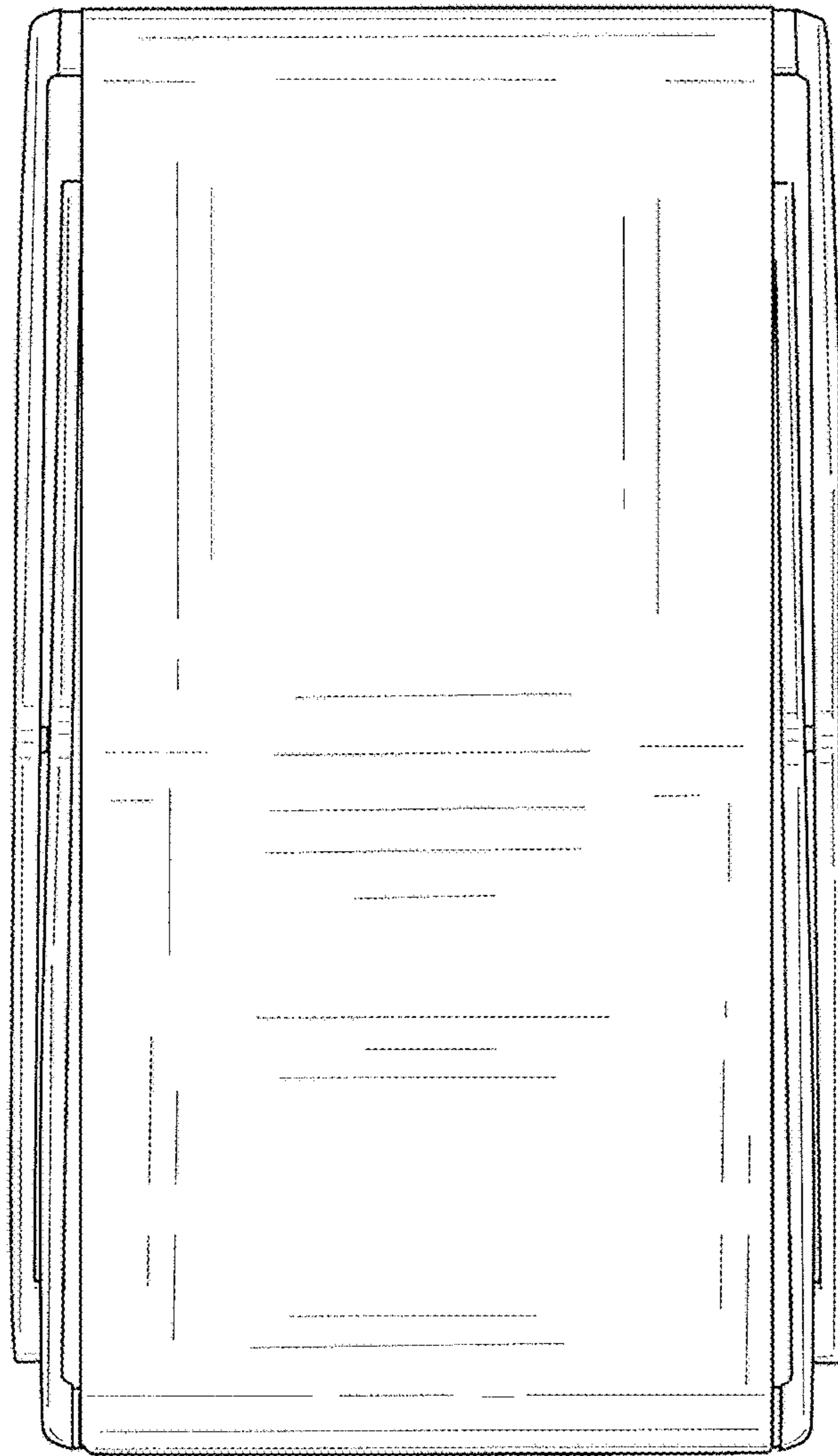
**FIG. 3**




**FIG. 4**



**FIG. 5**



**FIG. 6**



**FIG. 7**