



US00D831361S

(12) **United States Design Patent** (10) **Patent No.:** **US D831,361 S**  
**Mahiques** (45) **Date of Patent:** **\*\* Oct. 23, 2018**

(54) **DISH BRUSH**  
(71) Applicant: **Casa Vigar SL**, Gata de Gorgos  
(Alicante) (ES)  
(72) Inventor: **Vicente Garcia Mahiques**, Gata de  
Gorgos (ES)  
(73) Assignee: **Casa Vigar SL** (ES)  
(\*\*) Term: **15 Years**  
(21) Appl. No.: **29/592,395**  
(22) Filed: **Jan. 30, 2017**

D517,326 S 3/2006 Hay  
D557,017 S \* 12/2007 Kampel ..... D4/128  
D565,846 S 4/2008 Holcomb et al.  
D591,953 S 5/2009 Krus et al.  
D637,402 S \* 5/2011 Nakada ..... D4/107  
D657,570 S \* 4/2012 Mahiques ..... D4/124  
D657,572 S \* 4/2012 Mahiques ..... D4/126  
D657,956 S \* 4/2012 Mahiques ..... D4/126  
8,572,794 B2 \* 11/2013 Pate ..... A46B 9/045  
15/167.1  
D741,744 S \* 10/2015 Elliott ..... D11/184  
D752,873 S \* 4/2016 Deluca ..... D4/116  
D765,989 S \* 9/2016 Garcia Mahiques ..... D4/116  
D774,776 S \* 12/2016 Mahiques ..... D4/116  
D811,674 S \* 2/2018 Krause ..... D32/40

\* cited by examiner

(30) **Foreign Application Priority Data**

Jul. 29, 2016 (EM) ..... 003323906-0003

(51) **LOC (11) Cl.** ..... **04-33**  
(52) **U.S. Cl.**  
USPC ..... **D4/126**

(58) **Field of Classification Search**  
USPC ..... D4/116, 114, 126, 128, 107, 118;  
D21/532; D32/40; D11/184; 15/167.1  
CPC ..... A46B 11/0041; A46B 9/045  
See application file for complete search history.

(56) **References Cited**

**U.S. PATENT DOCUMENTS**

D327,515 S \* 6/1992 Weinbaum ..... D21/532  
D404,574 S 1/1999 Hansen et al.  
D438,014 S \* 2/2001 Kroehl ..... D4/118  
D480,216 S 10/2003 Weihrauch  
D501,325 S 2/2005 Berti  
D501,607 S 2/2005 Hay et al.

*Primary Examiner* — Rhea Shields

(74) *Attorney, Agent, or Firm* — St. Onge Steward  
Johnston & Reens, LLC

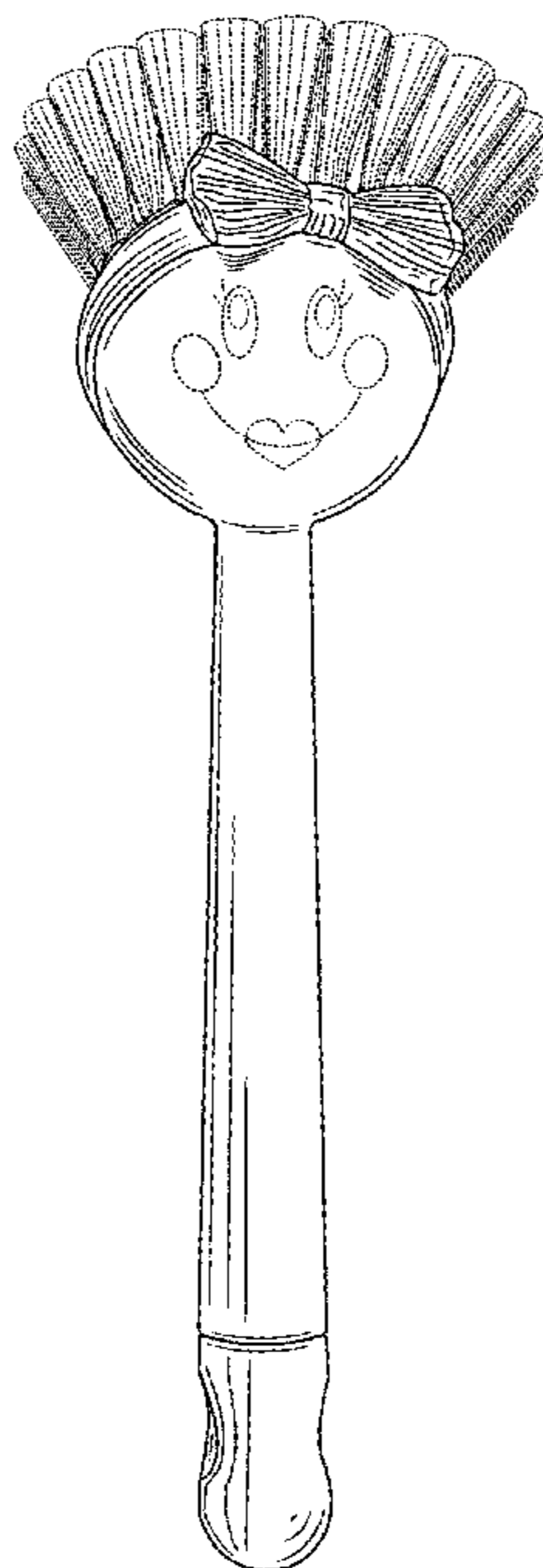
(57) **CLAIM**

The ornamental design for a dish brush, as shown and described.

**DESCRIPTION**

FIG. 1 is a front isometric view of a dish brush in accordance with the new design;  
FIG. 2 is a right side isometric view thereof, a left side isometric view being a mirror image thereof except for the bow detail; and,  
FIG. 3 is a rear isometric view thereof.  
The broken lines shown in FIGS. 1-3 are for the purpose of illustrating portions of the dish brush that form no part of the claimed design.

**1 Claim, 3 Drawing Sheets**



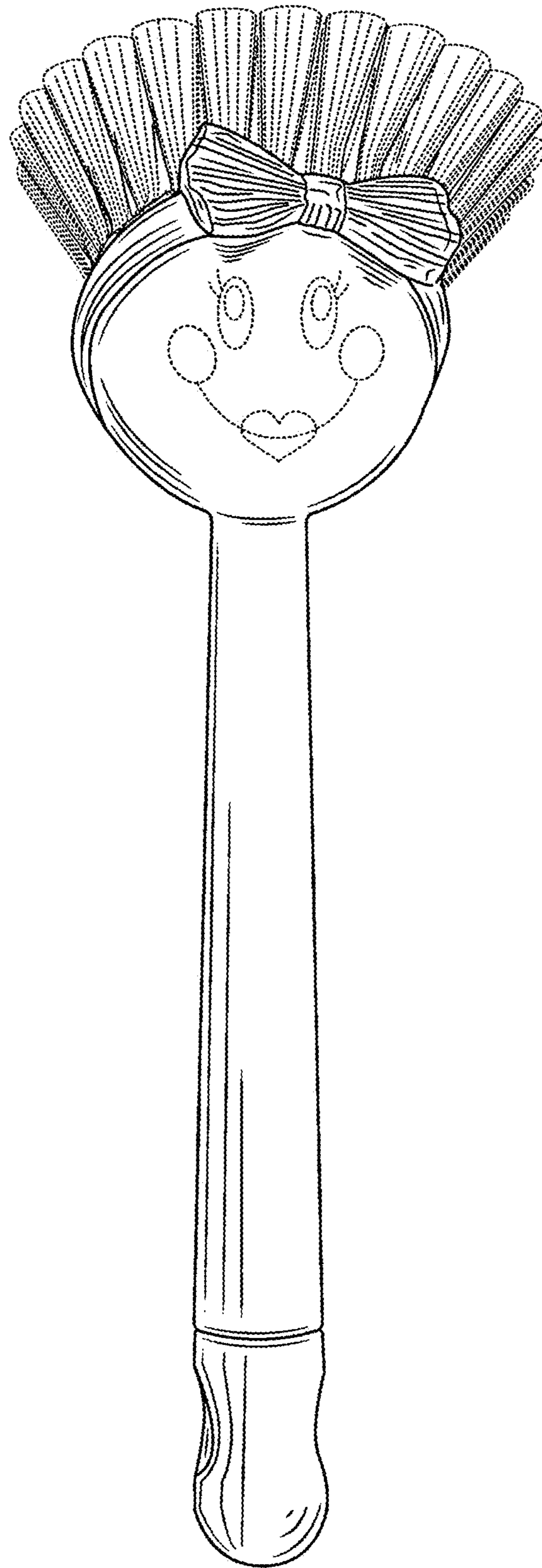


FIG. 1

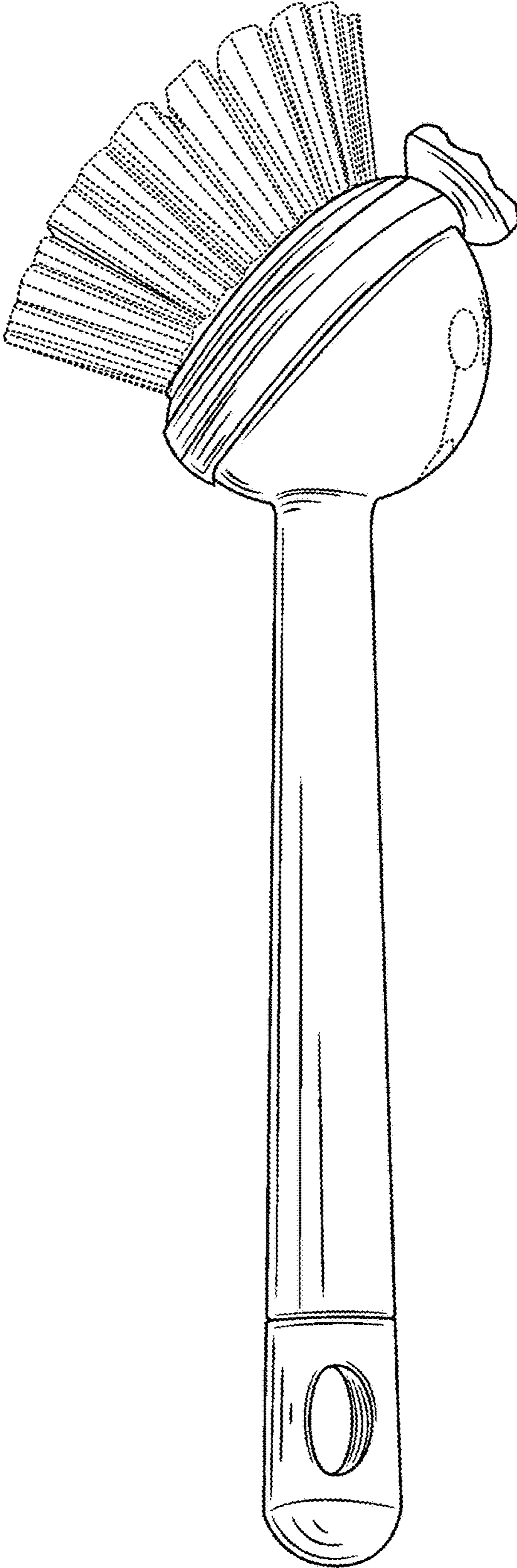


FIG. 2

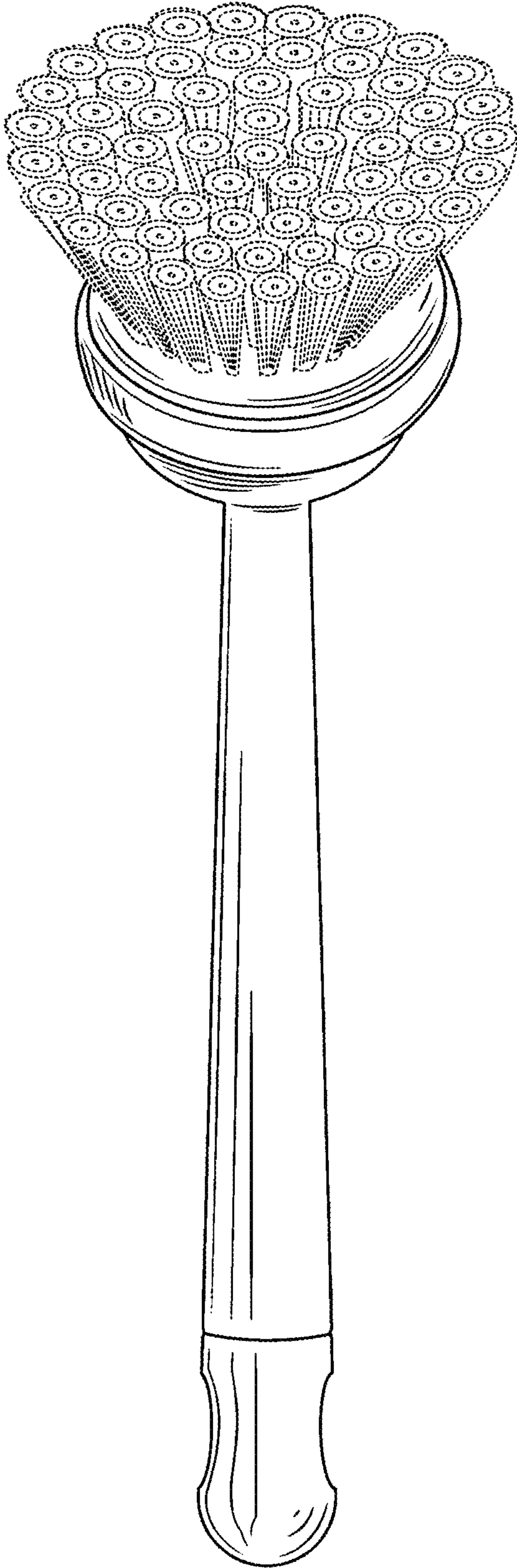


FIG. 3