



US00D831352S

(12) **United States Design Patent**
Brunner

(10) **Patent No.:** **US D831,352 S**
(45) **Date of Patent:** **** Oct. 23, 2018**

- (54) **TOOLBOX**
- (71) Applicant: **Keter Plastic Ltd.**, Herzelyia (IL)
- (72) Inventor: **Yaron Brunner**, Kibbutz Gvat (IL)
- (73) Assignee: **KETER PLASTIC LTD.**, Herzelyia (IL)

- D724,320 S * 3/2015 Russell D3/273
- D738,106 S * 9/2015 Shitrit D3/276
- D742,640 S * 11/2015 Sabbag D3/281
- D744,750 S * 12/2015 Sabbag D3/281
- D758,729 S * 6/2016 Tonelli D3/279
- D770,179 S * 11/2016 Menirom D3/279
- D790,221 S * 6/2017 Yahav D3/294

(Continued)

(**) Term: **15 Years**

(21) Appl. No.: **29/582,337**

(22) Filed: **Oct. 27, 2016**

(51) **LOC (11) Cl.** **03-01**

(52) **U.S. Cl.**
USPC **D3/281; D3/905**

(58) **Field of Classification Search**
USPC D3/269, 272, 273, 274, 276, 279, 281,
D3/282, 283, 288, 290, 294, 298, 299,
D3/905, 217
CPC B62B 1/00; B62B 3/00; B25H 3/00; B25H
3/003; B25H 3/02; A45C 7/00; A45C
5/00; A45C 5/005; A45C 2005/037; A45C
5/04; A45C 5/14; A45C 2007/0004; A45C
7/0018; A45C 2009/002

See application file for complete search history.

(56) **References Cited**

U.S. PATENT DOCUMENTS

- 668,864 A * 2/1901 Watson A45C 7/00
108/33
- D378,874 S * 4/1997 Dickinson D3/281
- 5,680,932 A * 10/1997 Dickinson B25H 3/02
206/338
- D437,484 S * 2/2001 Tiramani D3/276
- D493,034 S * 7/2004 Bar-Erez D3/281
- D629,607 S * 12/2010 Sabbag D3/282
- D630,851 S * 1/2011 Landau D3/279
- D639,554 S * 6/2011 Sosnovsky D3/276
- D640,056 S * 6/2011 Twig D3/281
- D672,555 S * 12/2012 Shitrit D3/281

OTHER PUBLICATIONS

Home Depot, "Husky 22 in. Connect Rolling System Tool Box", First review Nov. 1, 2016. (<https://www.homedepot.com/p/Husky-22-in-Connect-Rolling-System-Tool-Box-230381/300658825>).*

Primary Examiner — Jennifer Rivard

Assistant Examiner — April Rivas

(74) *Attorney, Agent, or Firm* — Vorys, Sater, Seymour & Pease LLP

(57) **CLAIM**

The ornamental design for a toolbox, as shown and described.

DESCRIPTION

FIG. 1 is a front perspective view of a design for a toolbox; FIG. 2 is a front elevational view of the design as seen in FIG. 1;

FIG. 3 is a rear elevational view of the design as seen in FIG. 1;

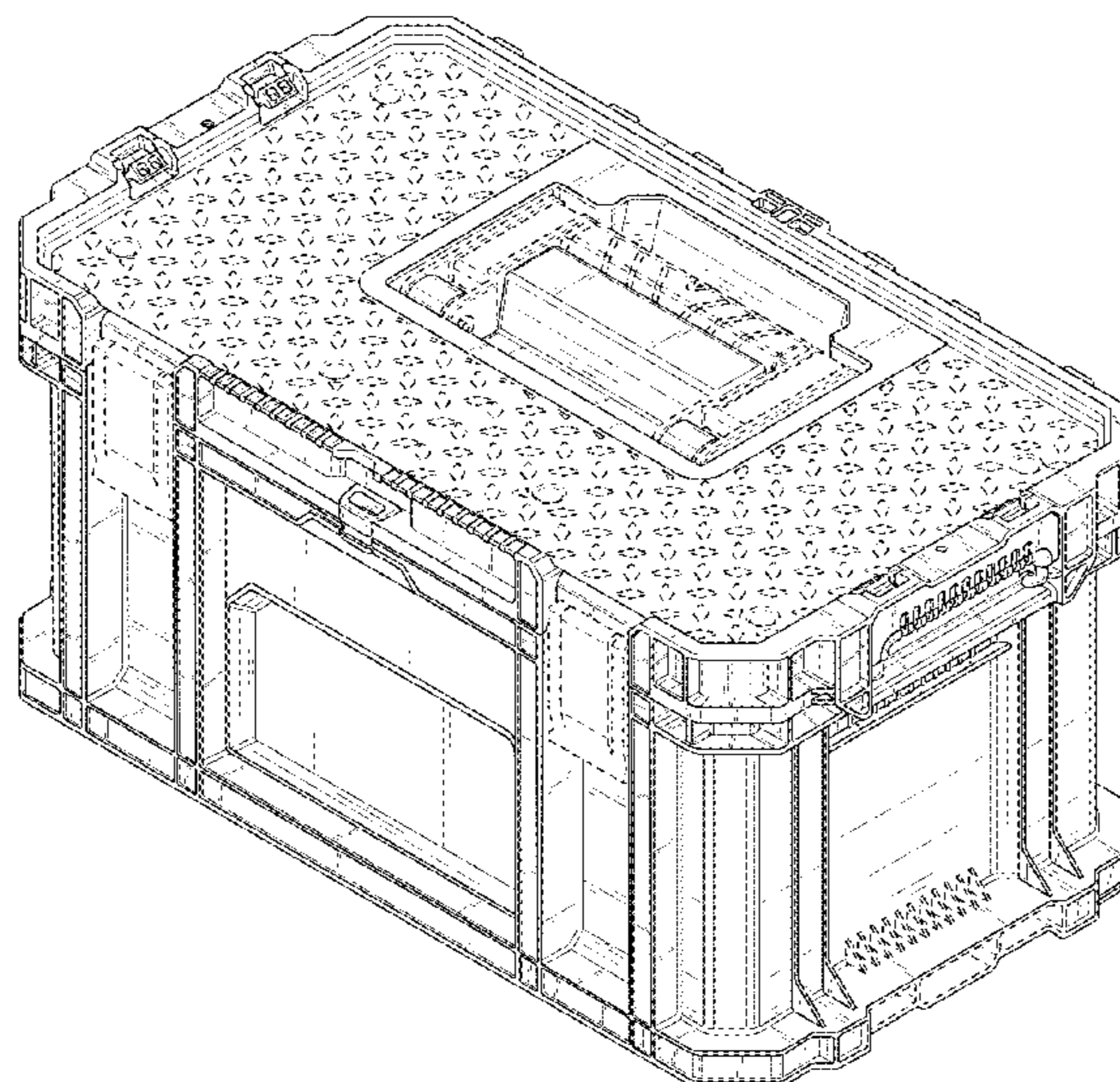
FIG. 4 is a right side elevational view of the design as seen in FIG. 1;

FIG. 5 is a left side elevational view of the design as seen in FIG. 1;

FIG. 6 is a top plan view of the design as seen in FIG. 1; and, FIG. 7 is a bottom plan view of the design as seen in FIG. 1.

The broken lines shown in the drawings illustrate portions of the toolbox and form no part of the claimed design.

1 Claim, 7 Drawing Sheets



(56)

References Cited

U.S. PATENT DOCUMENTS

D792,094 S * 7/2017 Stoikos D3/274
2014/0319147 A1 * 10/2014 Horovitz B65D 43/0202
220/324

* cited by examiner

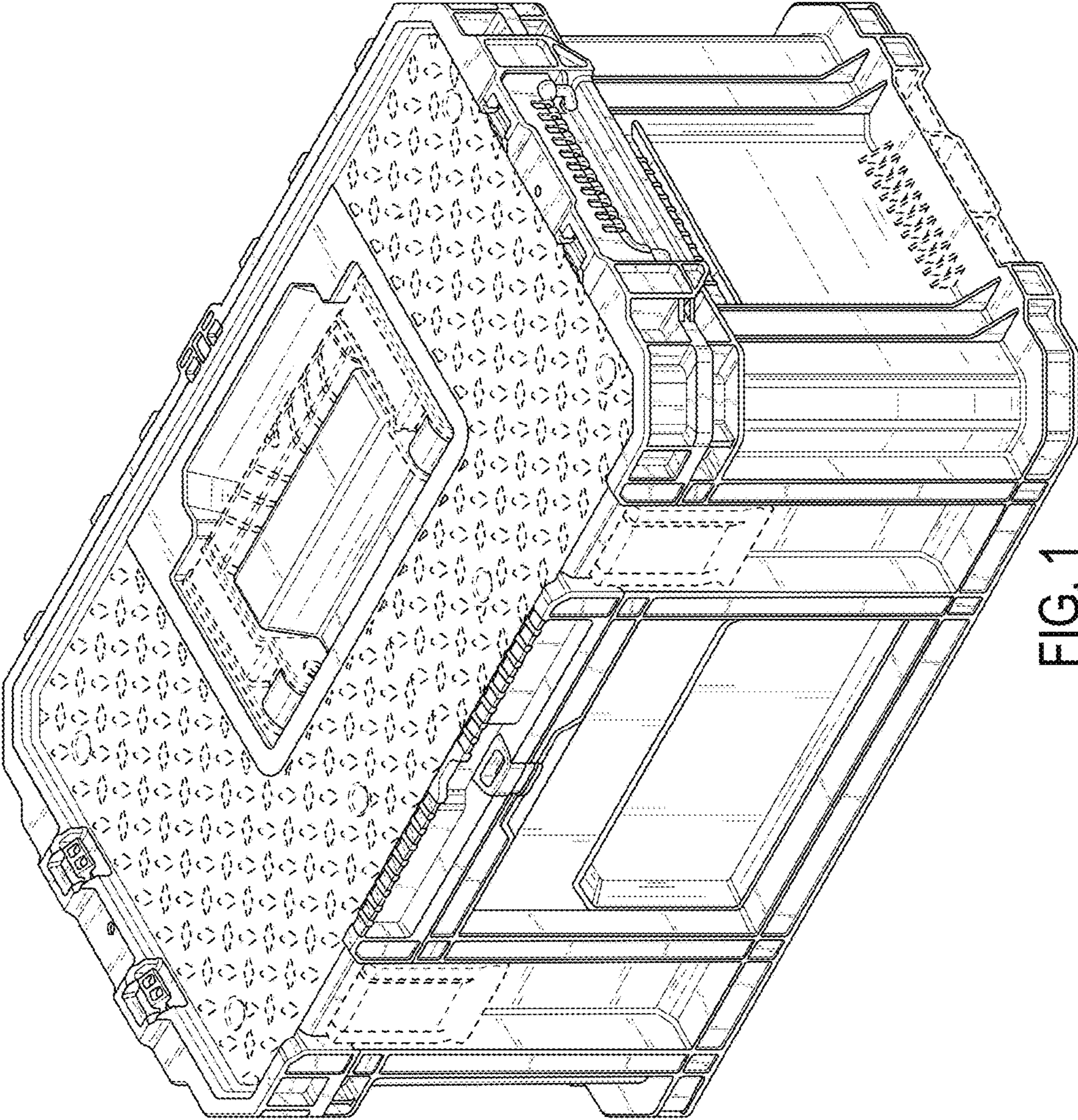


FIG. 1

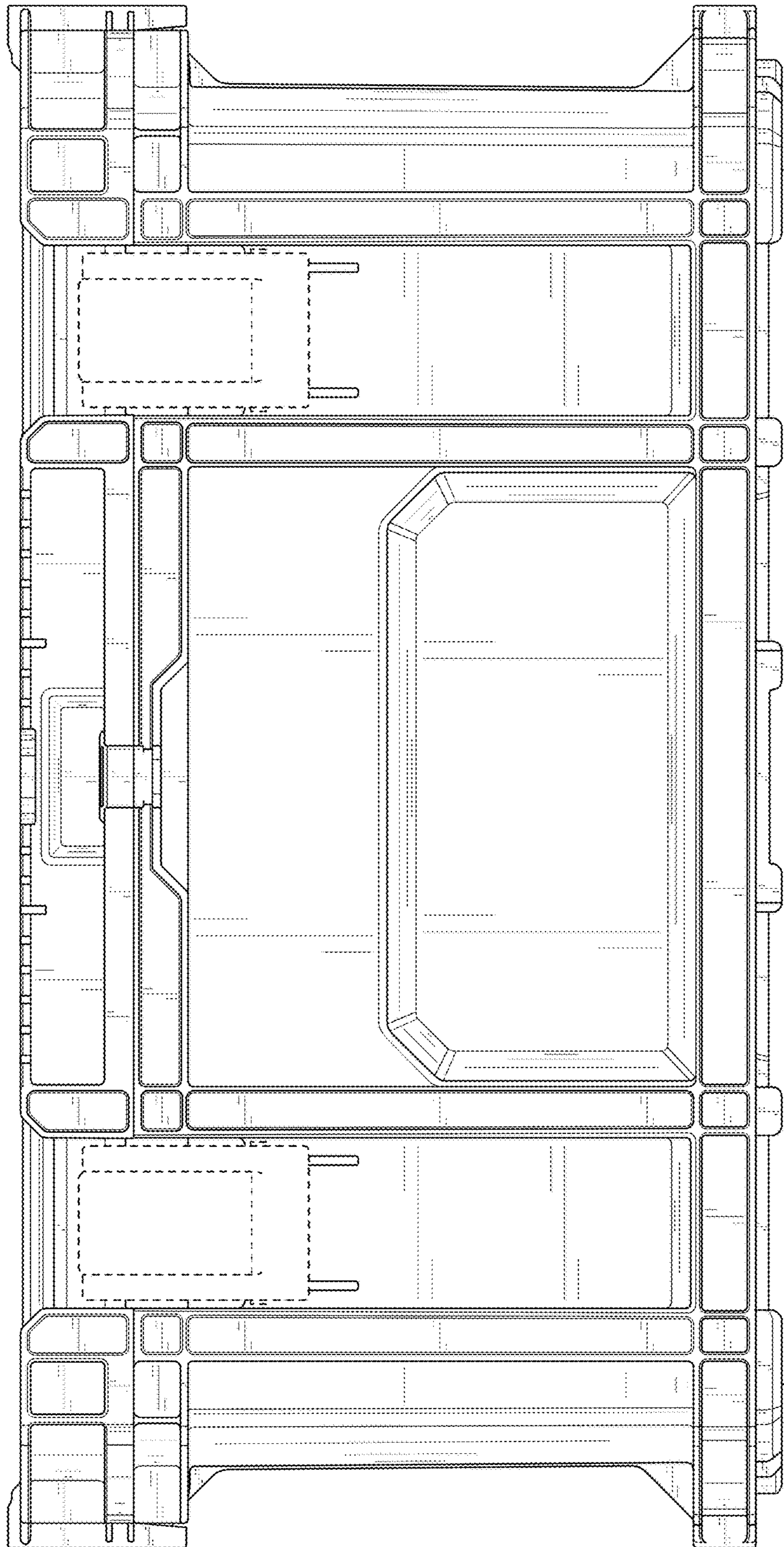


FIG. 2

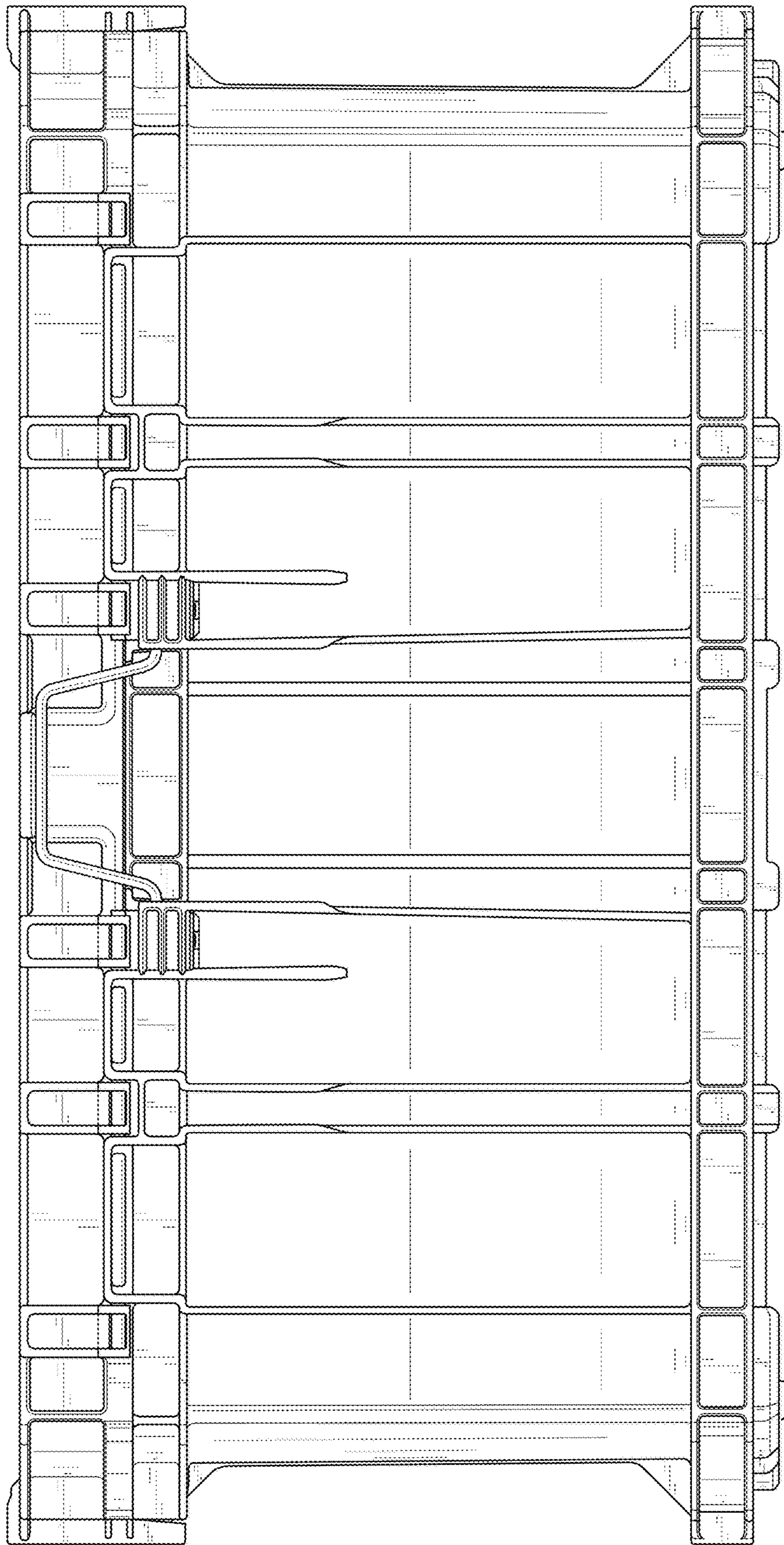


FIG. 3

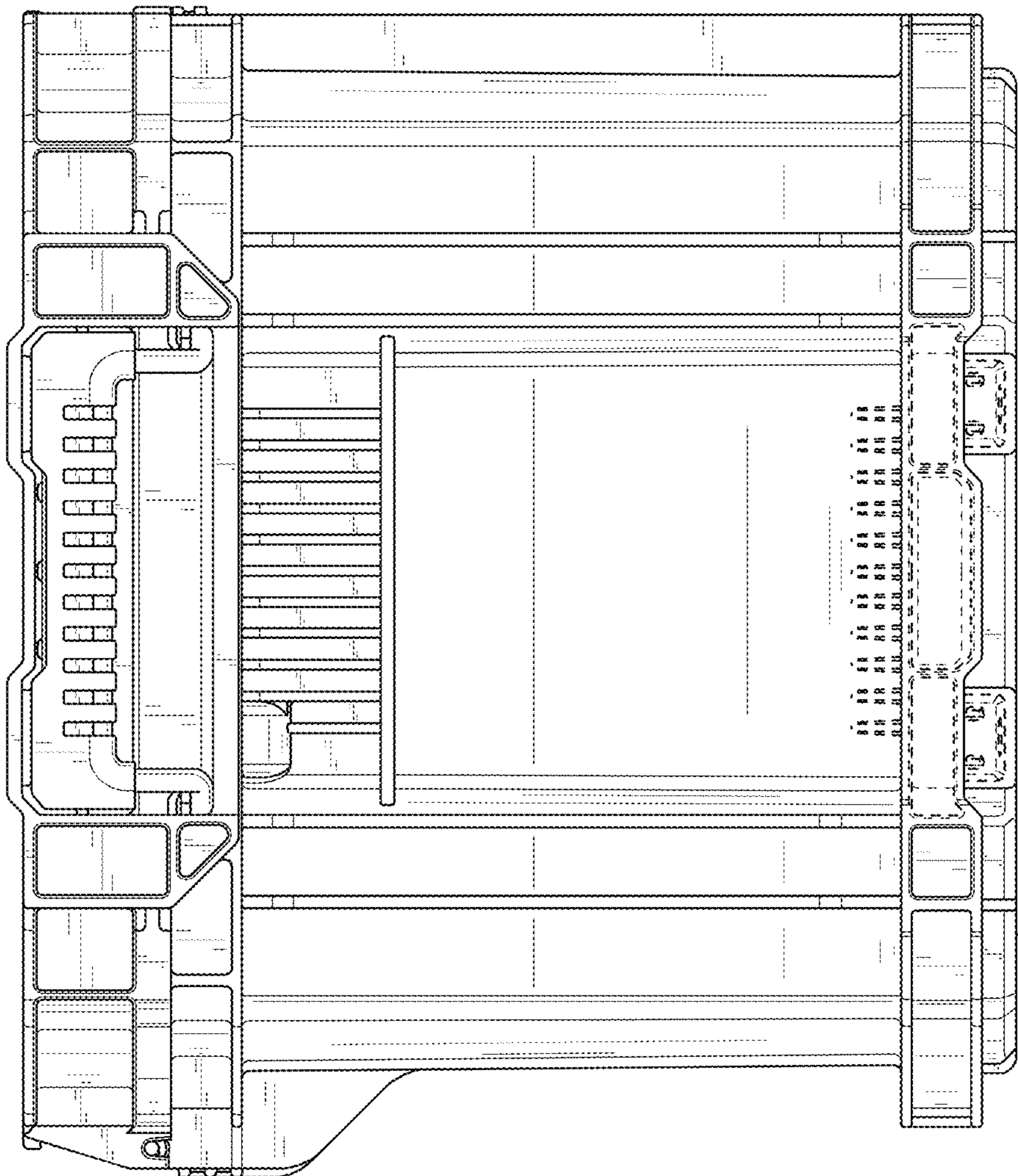


FIG. 4

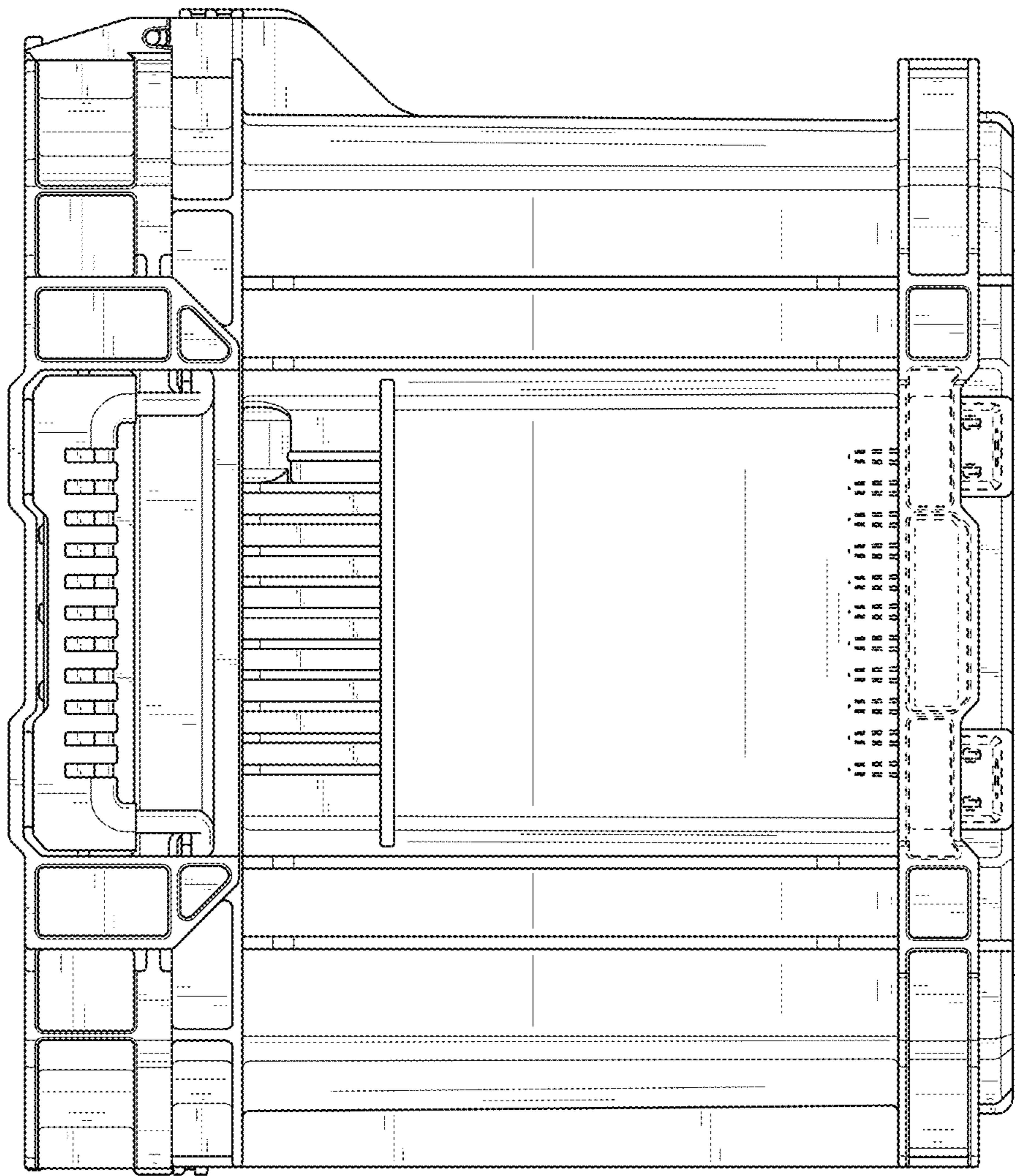


FIG. 5

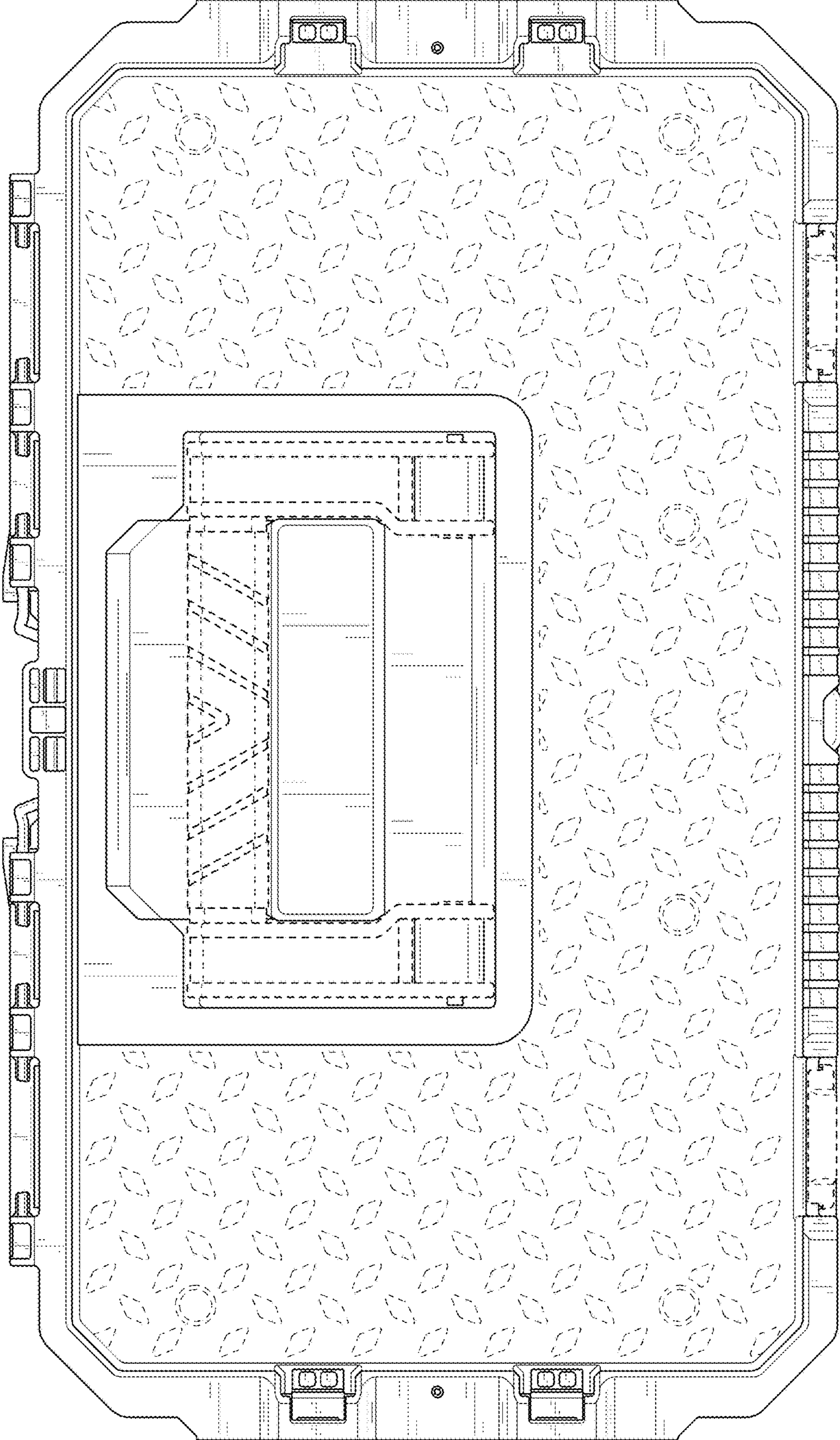


FIG. 6

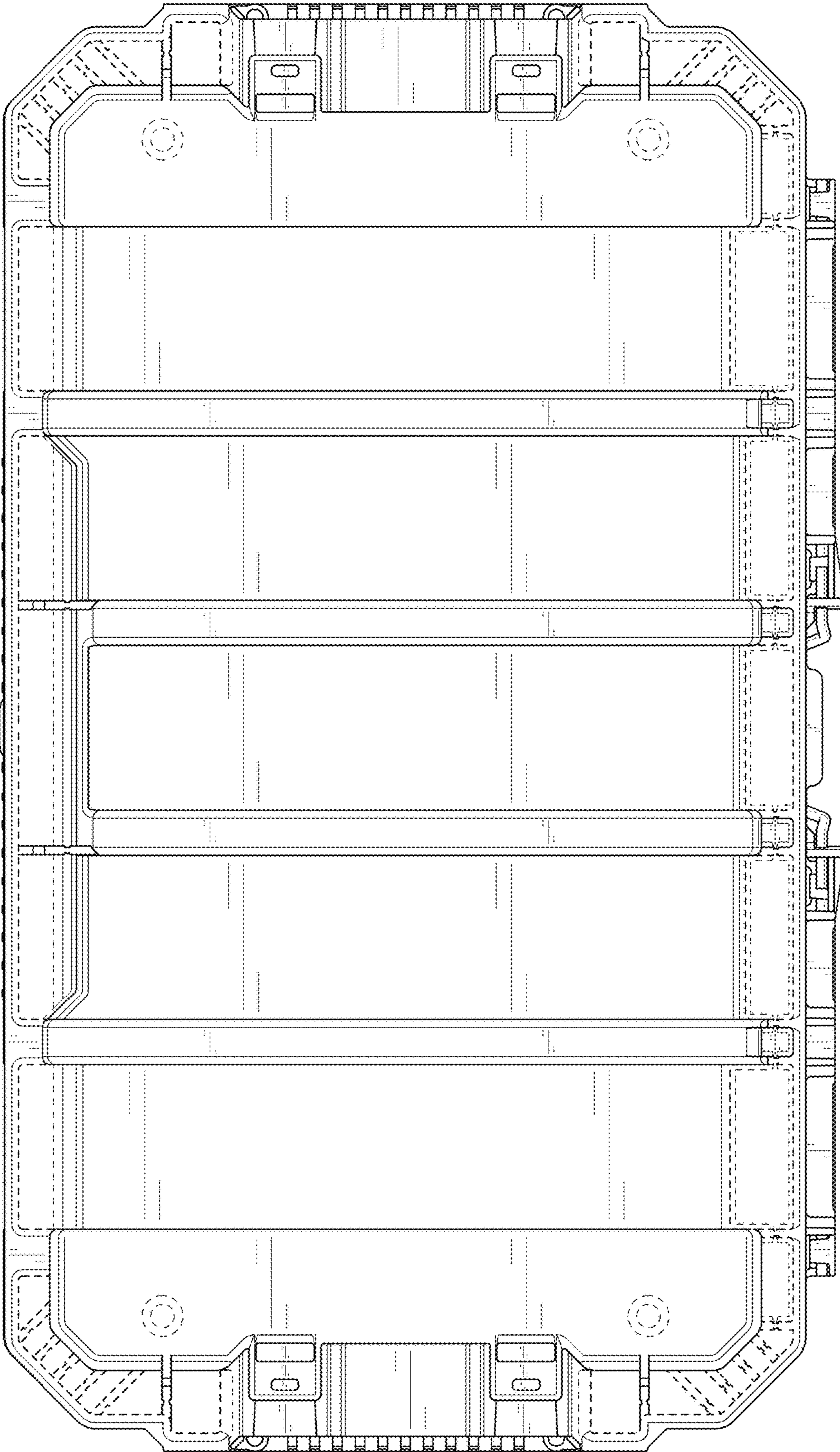


FIG. 7