



US00D831346S

(12) **United States Design Patent** (10) **Patent No.:** **US D831,346 S**
Nair (45) **Date of Patent:** **** Oct. 23, 2018**

(54) **HANDBAG**

(71) Applicant: **MOYNAT PARIS SAS**, Paris (FR)

(72) Inventor: **Ramesh Nair**, Paris (FR)

(73) Assignee: **MOYNAT PARIS SAS**, Paris (FR)

(**) Term: **15 Years**

(21) Appl. No.: **29/600,851**

(22) Filed: **Apr. 17, 2017**

Related U.S. Application Data

(63) Continuation-in-part of application No. 29/562,257, filed on Apr. 25, 2016, now Pat. No. Des. 790,215, which is a continuation-in-part of application No. 29/560,306, filed on Apr. 5, 2016, now Pat. No. Des. 816,330.

(30) **Foreign Application Priority Data**

Nov. 17, 2015 (EM) 002863423-0002
Mar. 1, 2017 (WO) DM095427

(51) **LOC (11) Cl.** **03-01**

(52) **U.S. Cl.**
USPC **D3/243**

(58) **Field of Classification Search**
USPC D3/232-233, 240-243, 245-246
CPC A45C 1/024; A45C 3/06
See application file for complete search history.

(56) **References Cited**

U.S. PATENT DOCUMENTS

D622,501 S * 8/2010 Scotch D3/243
D631,657 S * 2/2011 Della Valle D3/243
D674,186 S * 1/2013 Jobert D3/243

(Continued)

Primary Examiner — Holly H Baynham

(74) *Attorney, Agent, or Firm* — Avery N. Goldstein;
Blue Filament Law, PLLC

(57) **CLAIM**

The ornamental design for a handbag, as shown and described.

DESCRIPTION

FIG. 1 is a first perspective view of a handbag showing my new design, with the side gussets shown in an inverted position;
FIG. 2 is a front view of view thereof, with the side gussets shown in an inverted position;
FIG. 3 is right side view thereof, with the side gussets shown in an inverted position;
FIG. 4 is left side view thereof, with the side gussets shown in an inverted position;
FIG. 5 is rear view thereof, with the side gussets shown in an inverted position;
FIG. 6 is a top view thereof, with the side gussets shown in an inverted position;
FIG. 7 is a bottom view thereof, with the side gussets shown in an inverted position;
FIG. 8 is a second perspective view of the handbag of FIG. 1, with the side gussets shown in an extended position;
FIG. 9 is a front view of view thereof, with the side gussets shown in an extended position;
FIG. 10 is right side view thereof, with the side gussets shown in an extended position;
FIG. 11 is left side view thereof, with the side gussets shown in an extended position;
FIG. 12 is rear view thereof, with the side gussets shown in an extended position;
FIG. 13 is a top view thereof, with the side gussets shown in an inverted position; and,
FIG. 14 is a bottom view thereof, with the side gussets shown in an inverted position.
Dashed lines associated with the edges of the handbag denote stitching.

1 Claim, 10 Drawing Sheets



(56)

References Cited

U.S. PATENT DOCUMENTS

D691,798 S	10/2013	Venturini Fendi	
D723,272 S	3/2015	Basha	
D728,224 S *	5/2015	Puppa	D3/243
D728,225 S	5/2015	McNamara	
D745,268 S	12/2015	Slimane	

* cited by examiner



FIG. 1

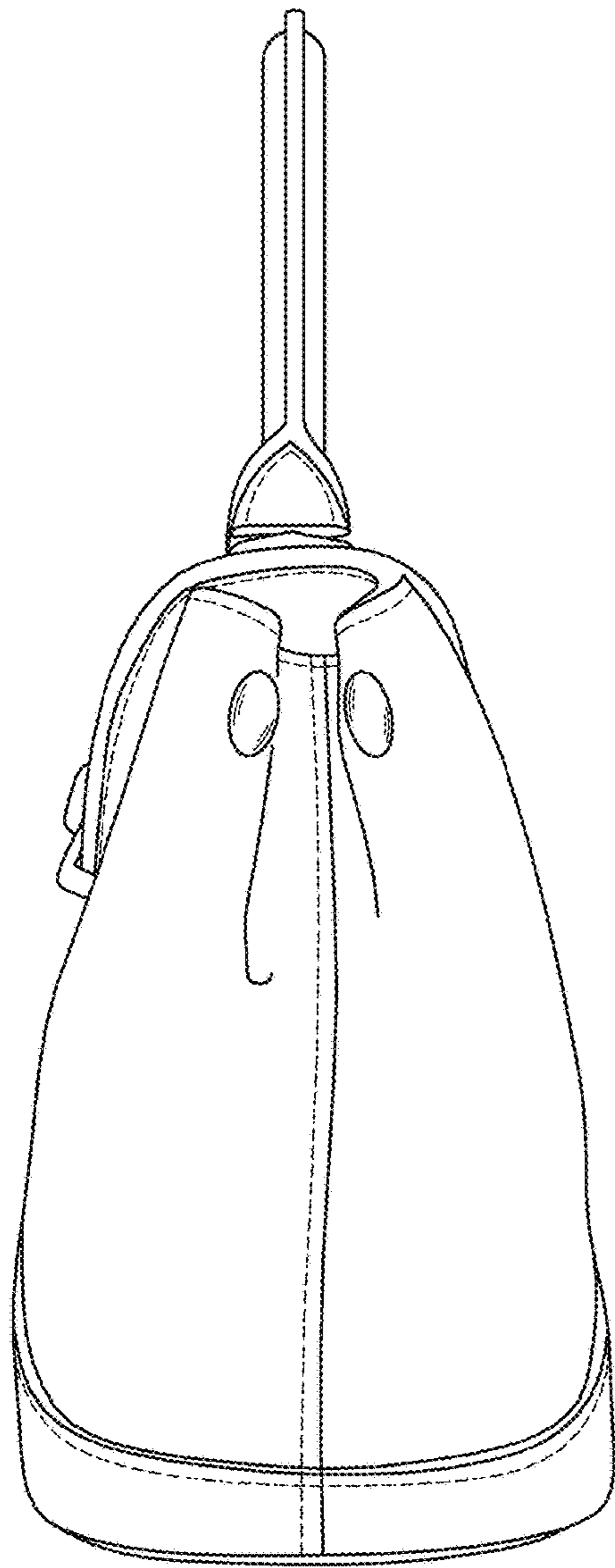


FIG. 2

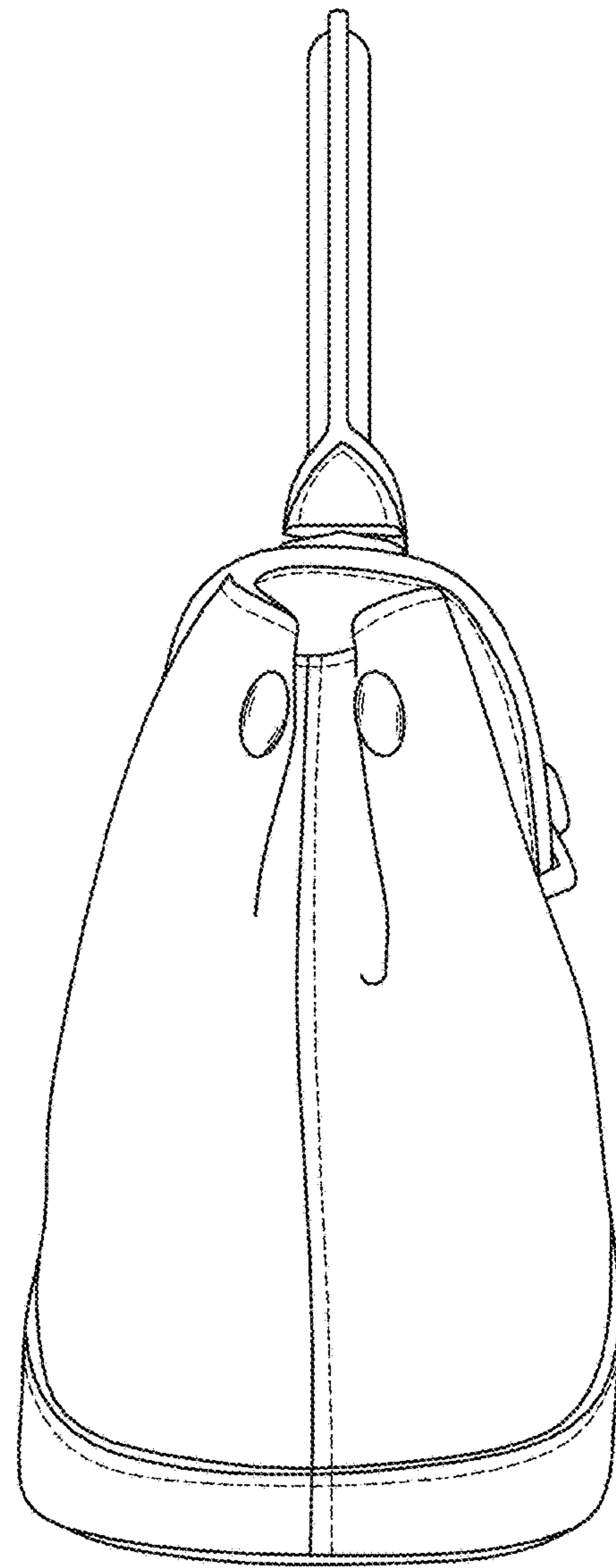


FIG. 3



FIG. 4



FIG. 5

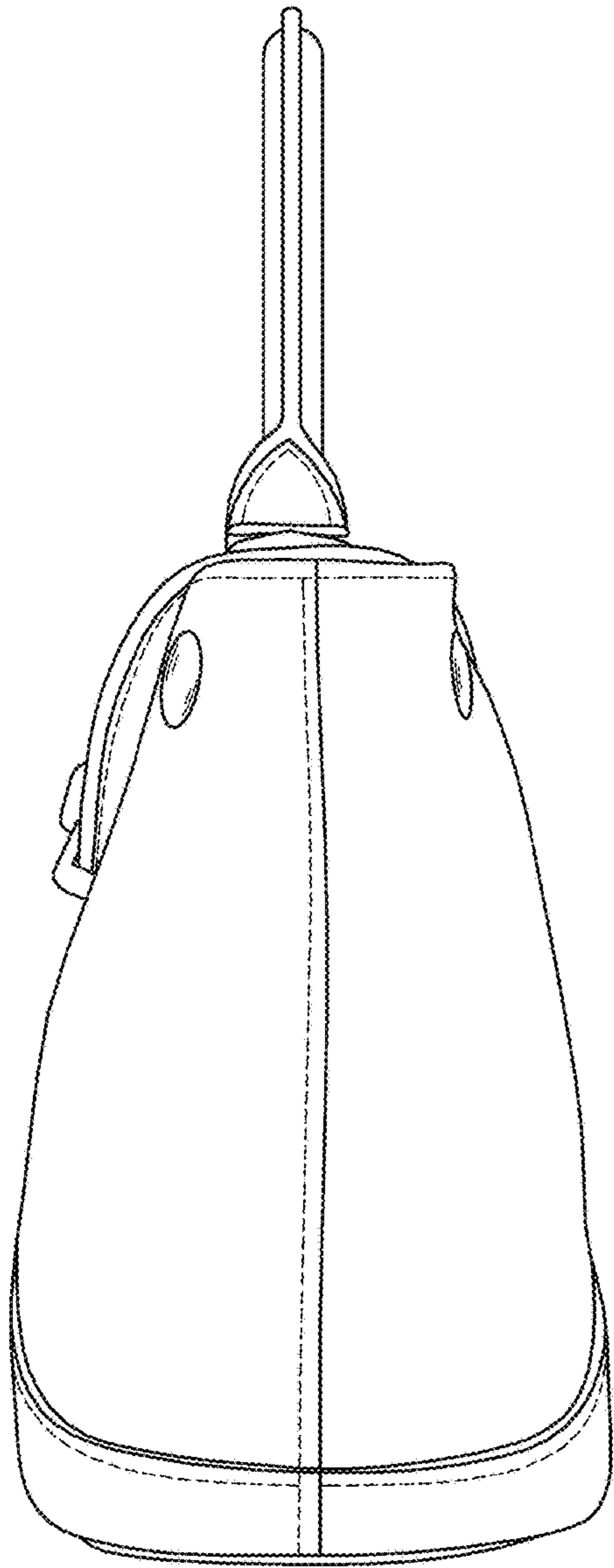


FIG. 6




FIG. 7



FIG 8



FIG 9

FIG 10

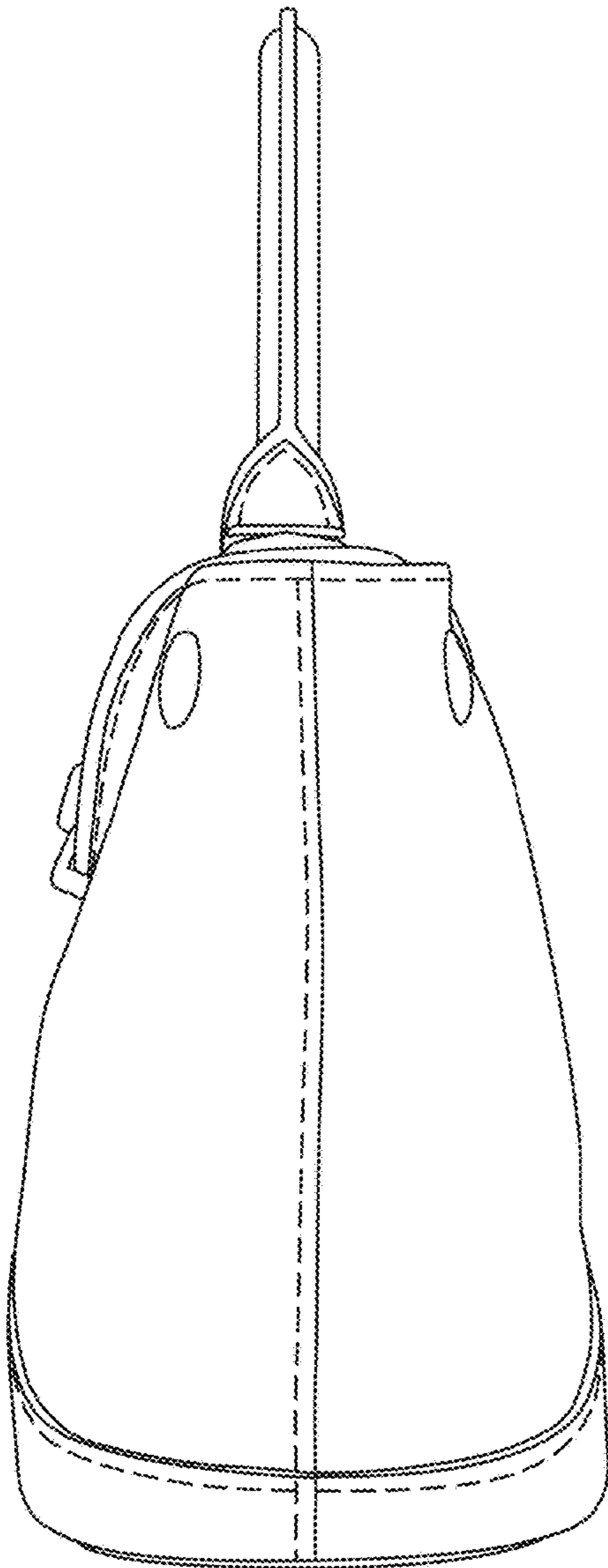


FIG 11

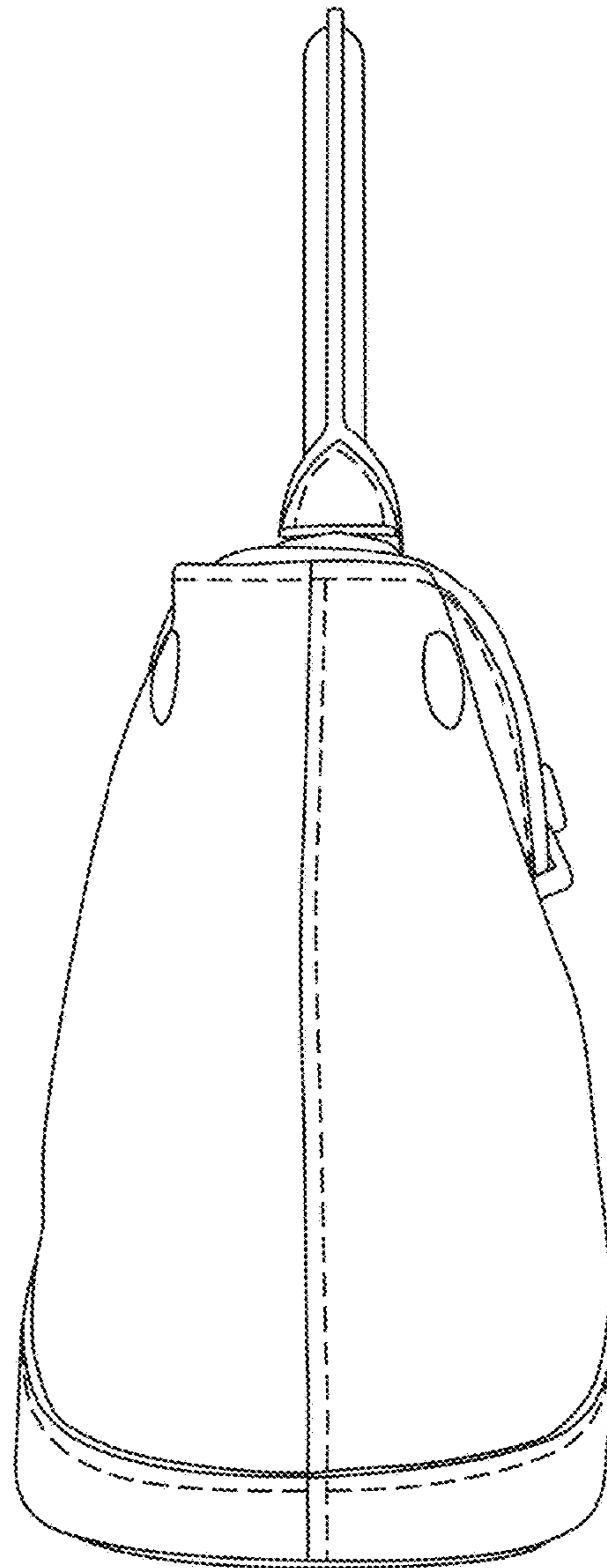




FIG. 12

FIG 13

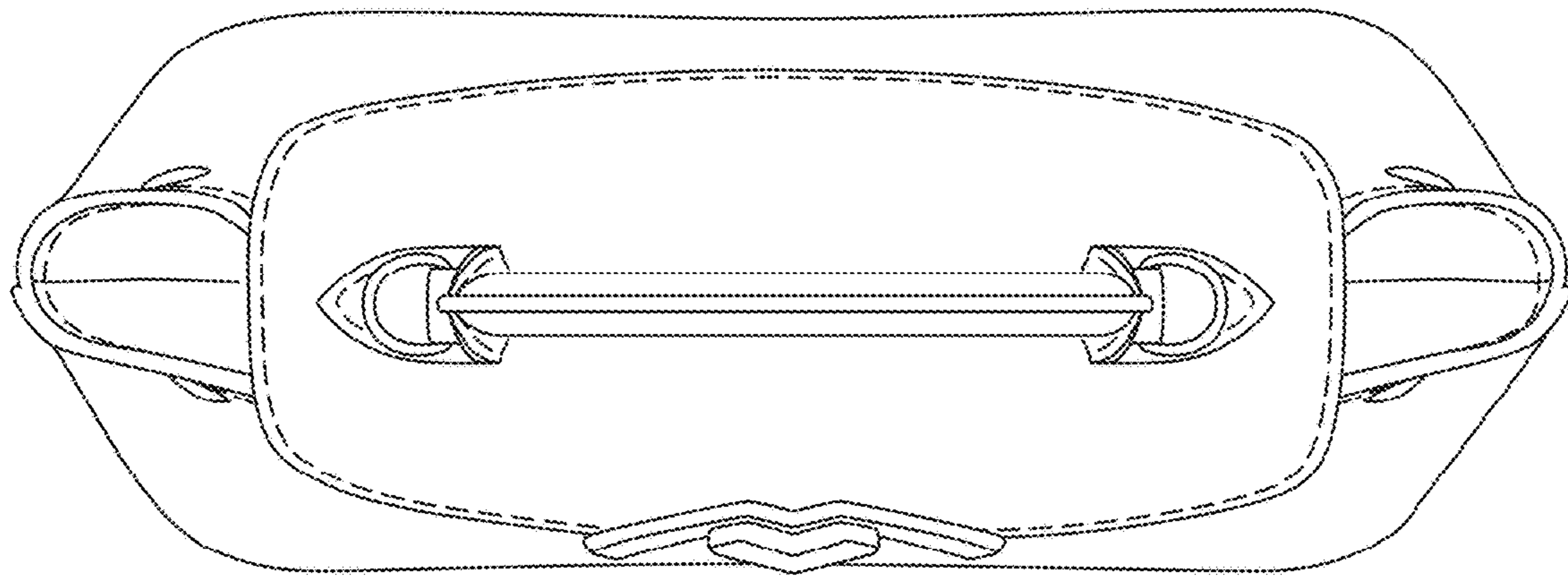


FIG 14

