



US00D831338S

(12) **United States Design Patent**
Laemmlen

(10) **Patent No.:** **US D831,338 S**
(45) **Date of Patent:** **** Oct. 23, 2018**

- (54) **HOLSTER PLATFORM**
- (71) Applicant: **StealthGearUSA LLC**, American Fork, UT (US)
- (72) Inventor: **Paul Laemmlen**, Cedar Hills, UT (US)
- (73) Assignee: **StealthGearUSA LLC**, Lindon, UT (US)
- (**) Term: **15 Years**
- (21) Appl. No.: **29/618,167**
- (22) Filed: **Sep. 19, 2017**

- D543,353 S 5/2007 Carver et al.
- D543,354 S 5/2007 Carver et al.
- D603,159 S 11/2009 Zusman
- D681,943 S 5/2013 Beard et al.

OTHER PUBLICATIONS

Gear Review: The Onyx Holster by Stealth Gear USA, Gun Gamers, Oct. 30, 2015, <https://gungamers.wordpress.com/2015/10/30/gear-review-the-onyx-holster-by-stealth-gear-usa/>.
Notice of Allowance dated Jun. 2, 2017 for U.S. Appl. No. 29/562,029.
Office action dated Feb. 15, 2017 for Israel Design Application No. 59371.

Primary Examiner — Catherine R Oliver-Garcia
(74) *Attorney, Agent, or Firm* — The Mueller Law Office, P.C.

Related U.S. Application Data

- (62) Division of application No. 29/562,029, filed on Apr. 21, 2016, now Pat. No. Des. 798,585.
- (51) **LOC (11) Cl.** **03-01**
- (52) **U.S. Cl.**
USPC **D3/222**
- (58) **Field of Classification Search**
USPC D3/222–223; 224/191–193, 197–198, 224/238, 240, 243, 911–912, 914, 901.4, 224/673
CPC A45F 5/021; F41C 33/0236
See application file for complete search history.

(57) **CLAIM**

The ornamental design for a holster platform, as shown and described.

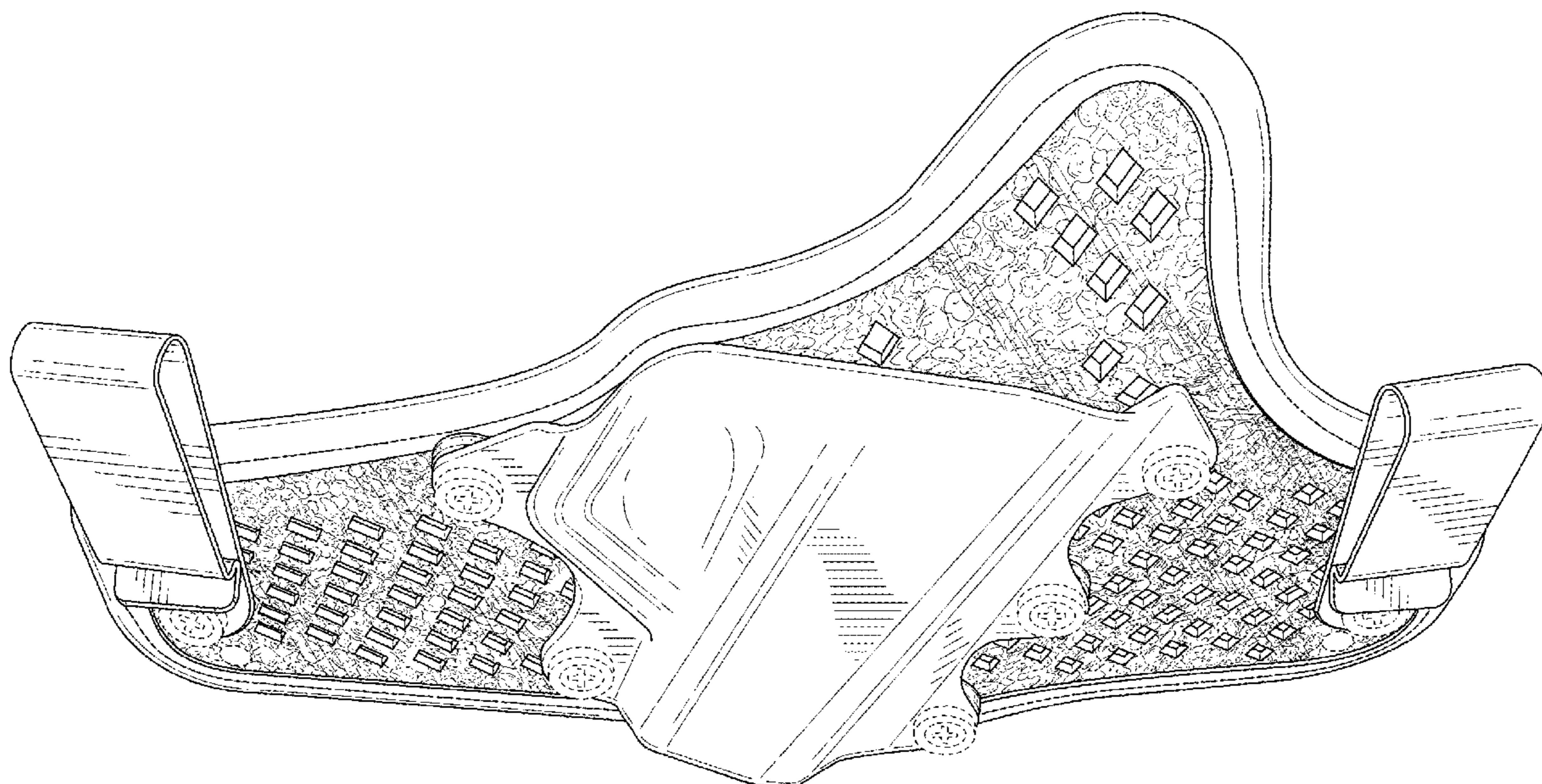
DESCRIPTION

FIG. 1 shows a perspective view of a design for a holster platform;
FIG. 2 shows a front view of the design;
FIG. 3 shows a rear view of the design;
FIG. 4 shows a right view of the design;
FIG. 5 shows a left view of the design;
FIG. 6 shows a top view of the design; and,
FIG. 7 shows a bottom view of the design.
The broken lines depict environmental structure and are included for the purpose of illustration only and form no part of the claimed design.

(56) **References Cited**
U.S. PATENT DOCUMENTS

- D311,277 S 10/1990 Cupp
- D327,367 S 6/1992 Carrow et al.
- D335,221 S 5/1993 Nichols
- D392,458 S 3/1998 Batts

1 Claim, 5 Drawing Sheets



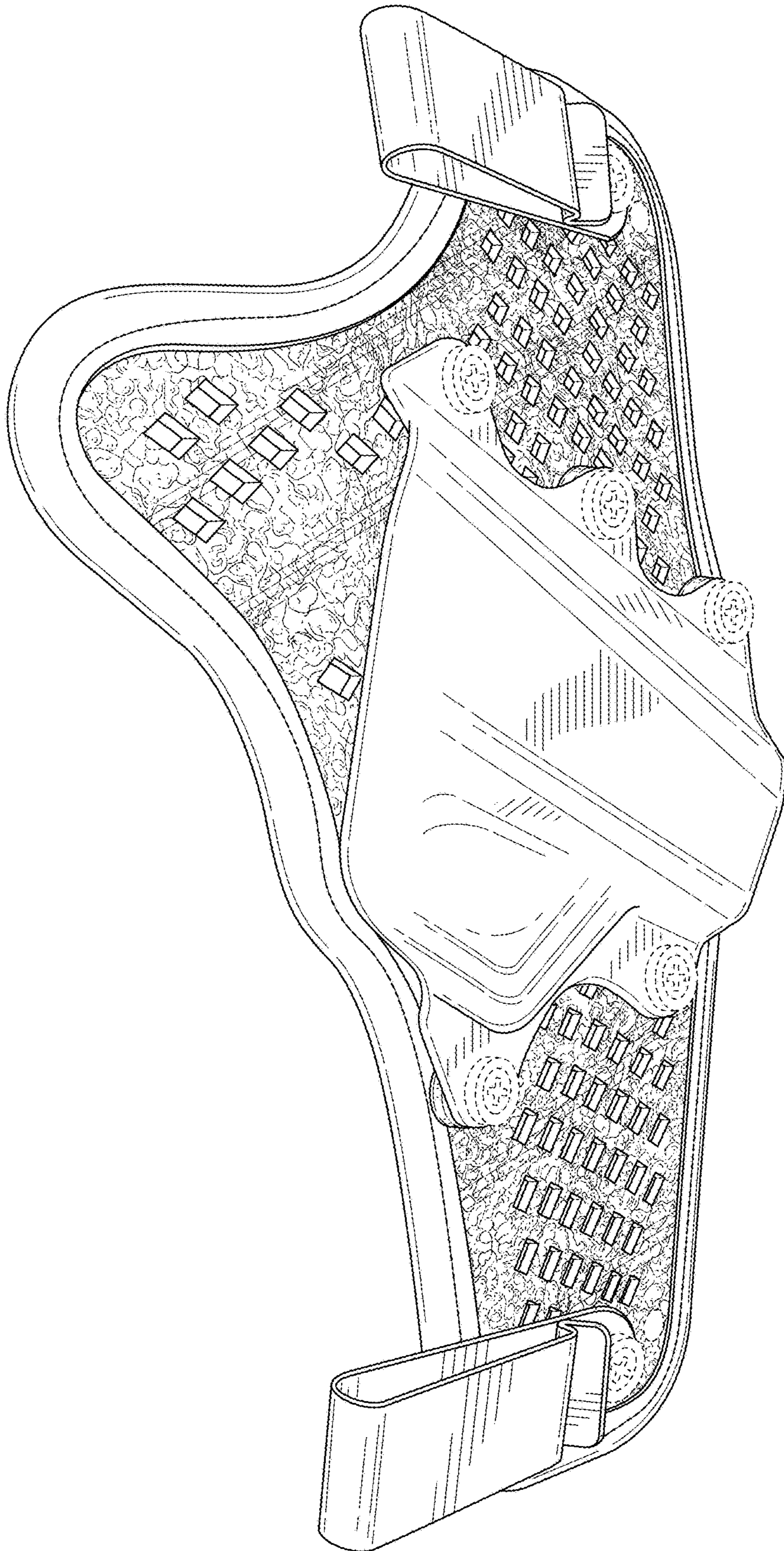


Fig. 1

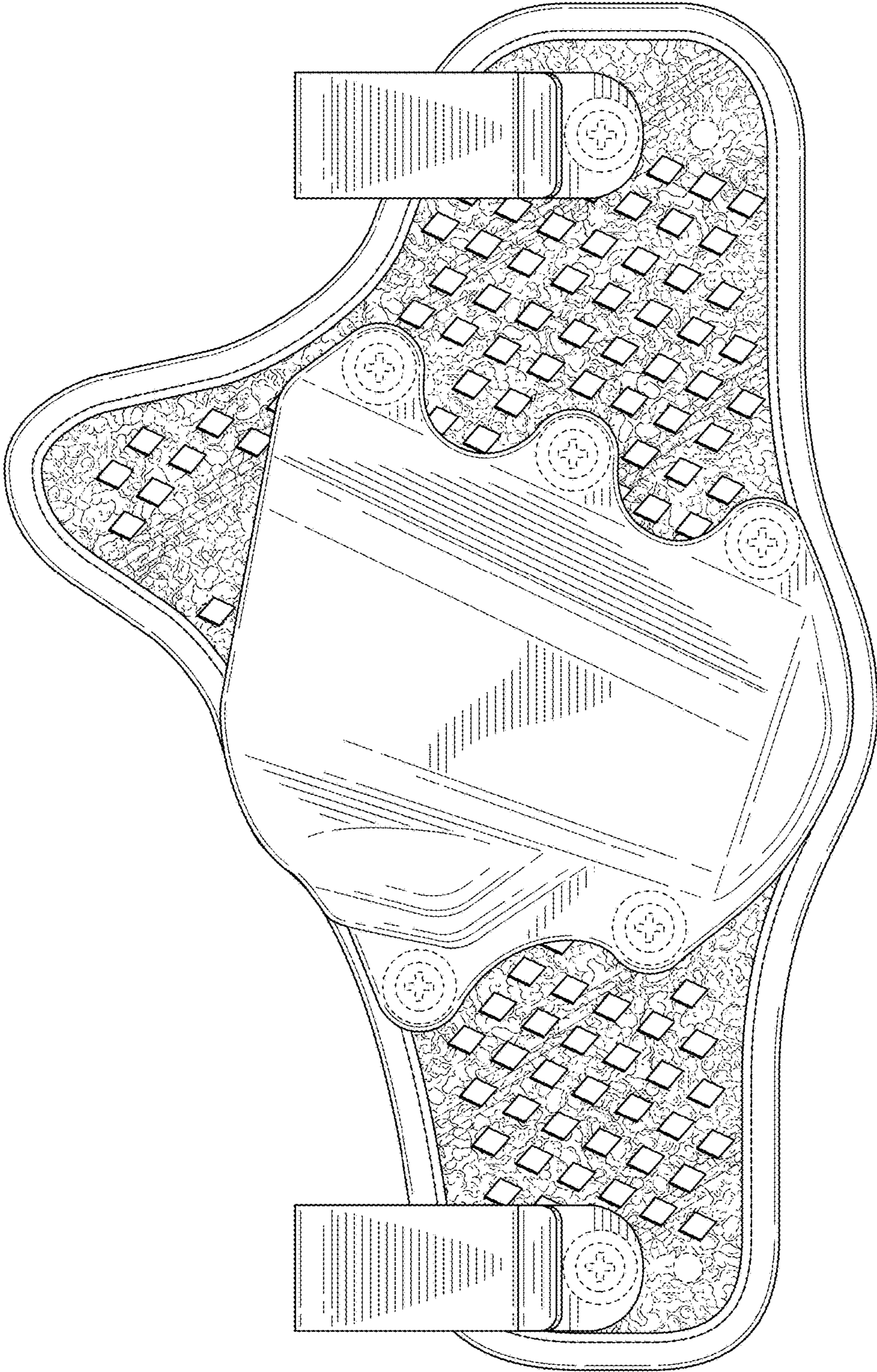


Fig. 2

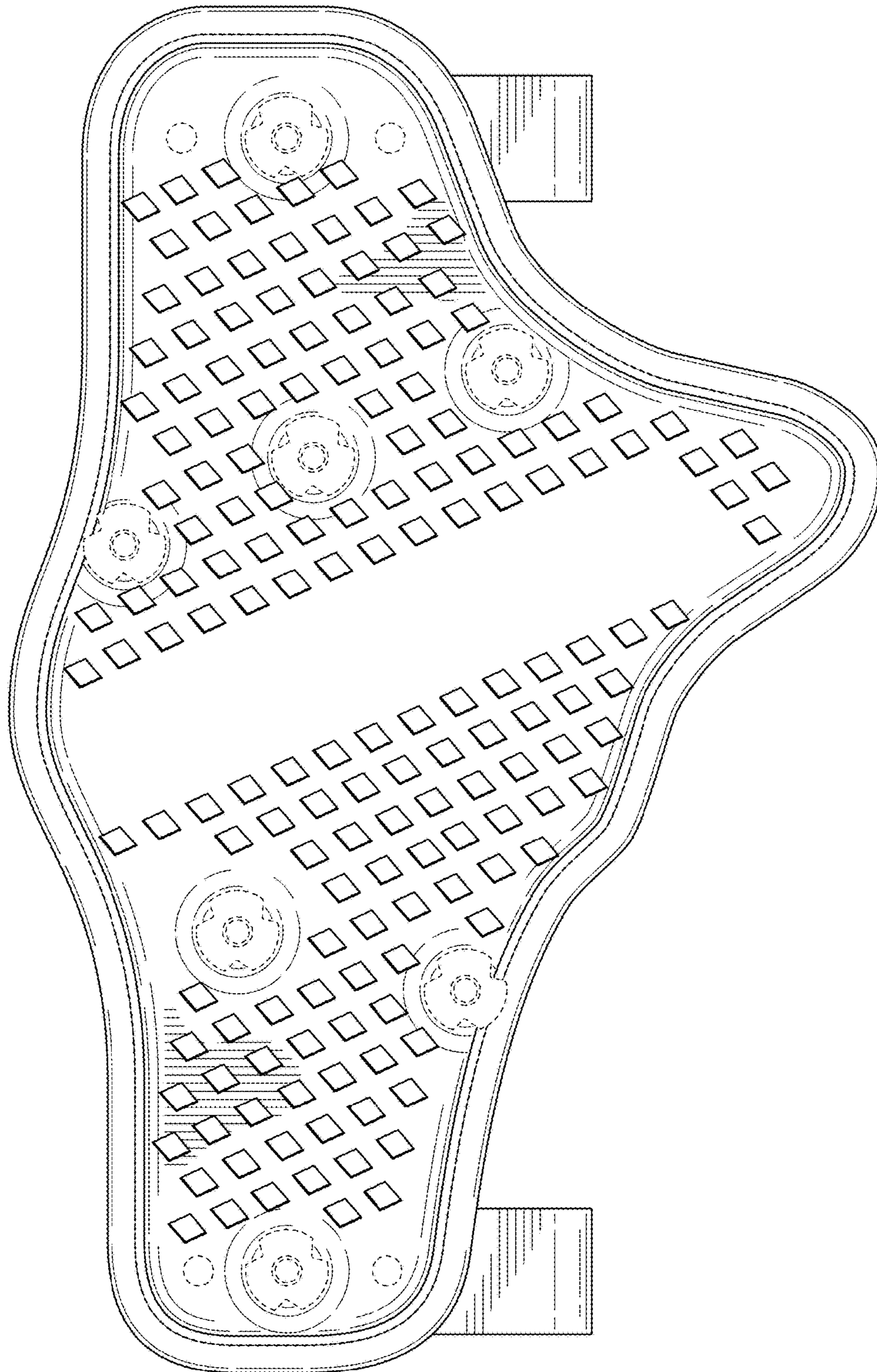


Fig. 3

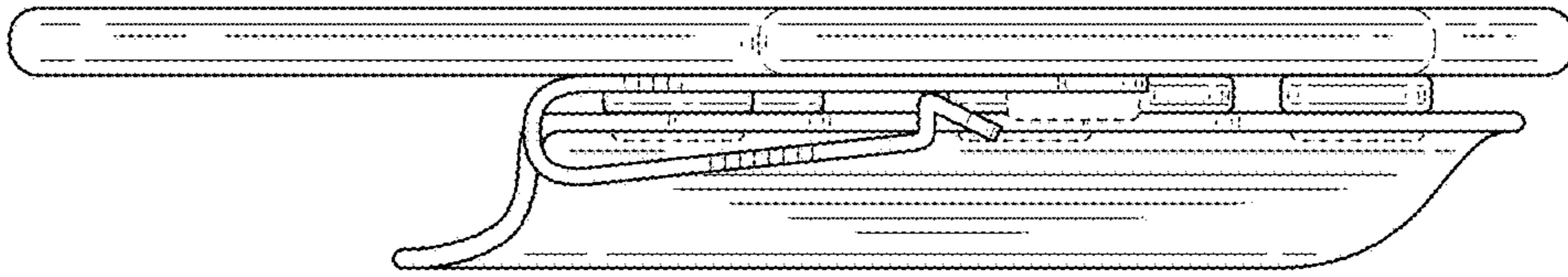


Fig. 5

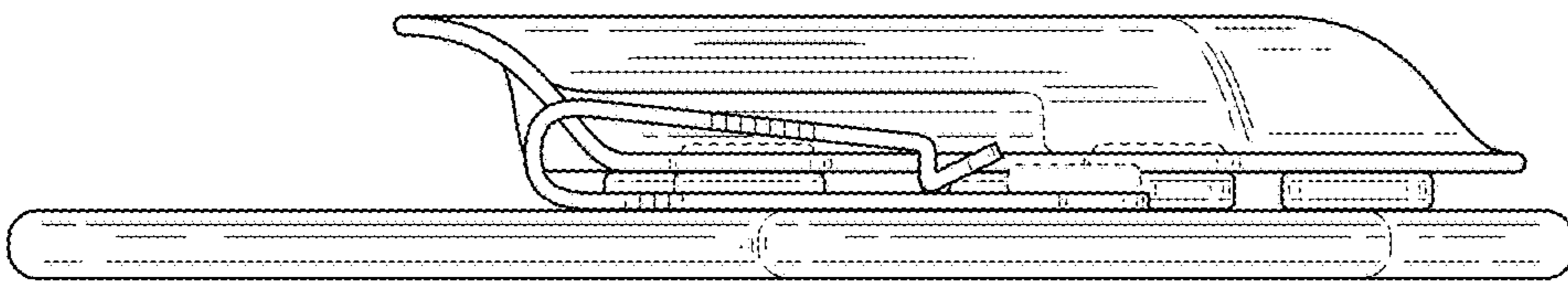


Fig. 4




Fig. 6




Fig. 7