



US00D831337S

(12) **United States Design Patent**
Conner

(10) **Patent No.:** **US D831,337 S**
(45) **Date of Patent:** **** Oct. 23, 2018**

(54) **OVER THE SHOULDER HARNESS/SLING**

D515,311 S * 2/2006 Esch D3/221
D655,080 S * 3/2012 Burrows D3/215
D797,442 S * 9/2017 Moreau D3/215

(71) Applicant: **Brody Conner**, Midland, TX (US)

* cited by examiner

(72) Inventor: **Brody Conner**, Midland, TX (US)

Primary Examiner — Catherine R Oliver-Garcia

(**) Term: **15 Years**

(21) Appl. No.: **29/612,013**

(22) Filed: **Jul. 27, 2017**

(51) **LOC (11) Cl.** **03-01**

(52) **U.S. Cl.**
USPC **D3/221**

(58) **Field of Classification Search**
USPC D3/221, 215, 228, 262; 224/149–150,
224/220–221, 254, 250, 258, 901.4,
224/901.8, 913, 916
CPC A45F 5/00; A45F 2005/006; A45F
2200/0591; F41C 33/002; F41C 33/001;
Y10S 224/91; Y10S 224/913; Y10S
224/916

See application file for complete search history.

(56) **References Cited**

U.S. PATENT DOCUMENTS

2,356,209 A * 8/1944 Brillhart Y10S 224/91
224/258
5,038,987 A * 8/1991 Huddleston A45F 5/00
224/258
5,165,584 A * 11/1992 Meagher A45F 3/14
224/916
5,246,154 A * 9/1993 Adams A45F 3/14
224/150

(57) **CLAIM**

An ornamental design for an “over the shoulder harness/sling,” as shown and described.

DESCRIPTION

FIG. 1 is a front perspective view of a first embodiment of the over the shoulder harness/sling; FIG. 2 is a front elevation view thereof; FIG. 3 is a rear elevation view thereof; FIG. 4 is a right side view thereof; FIG. 5 is a left side view thereof; FIG. 6 is a top view thereof; FIG. 7 is a bottom view thereof; FIG. 8 is a second embodiment of the over the shoulder harness/sling; FIG. 9 is a front elevation view thereof; FIG. 10 is an environmental perspective view thereof; and, FIG. 11 is an environmental perspective view thereof. The broken lines shown in the drawings represent portions of the over the shoulder harness/sling or environment that form no part of the claimed design.

1 Claim, 9 Drawing Sheets





FIG. 1

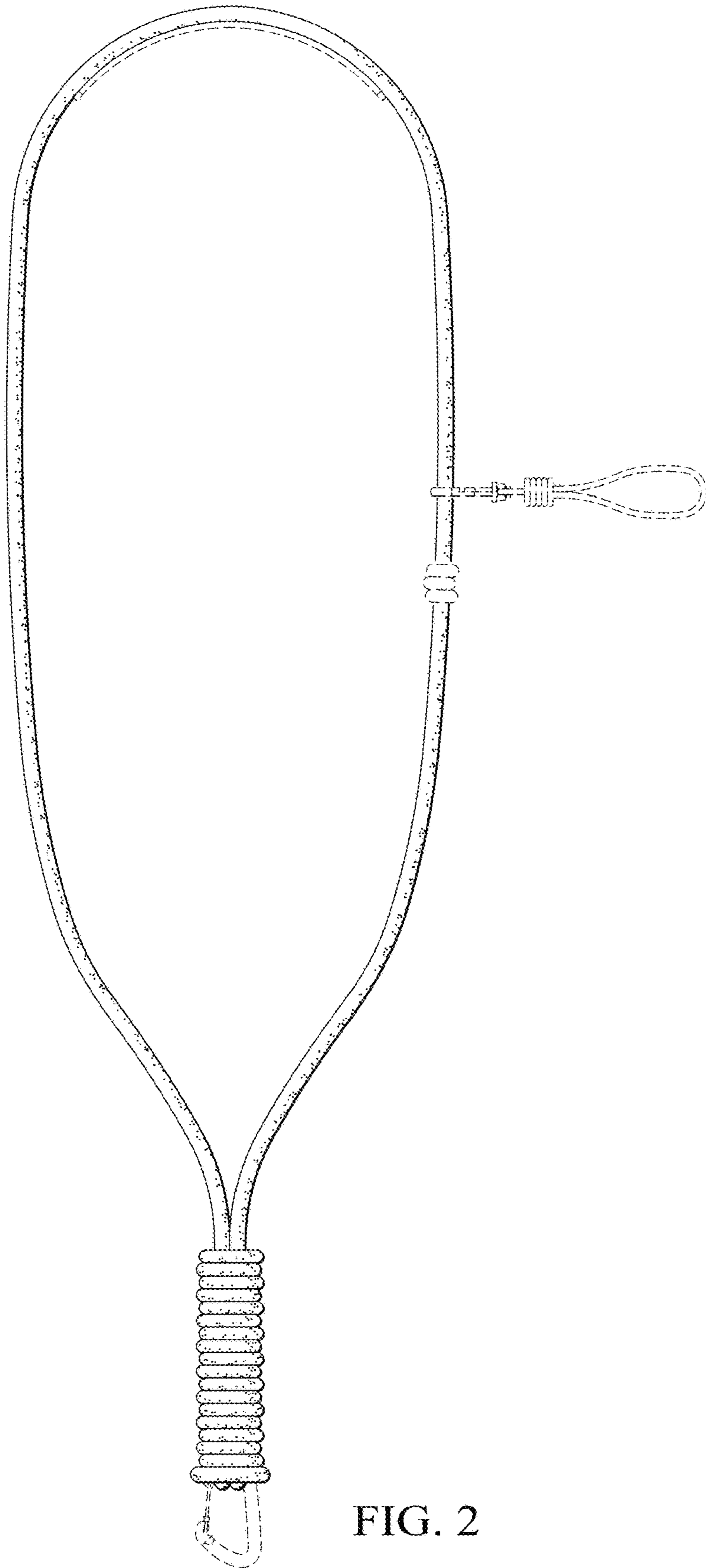


FIG. 2

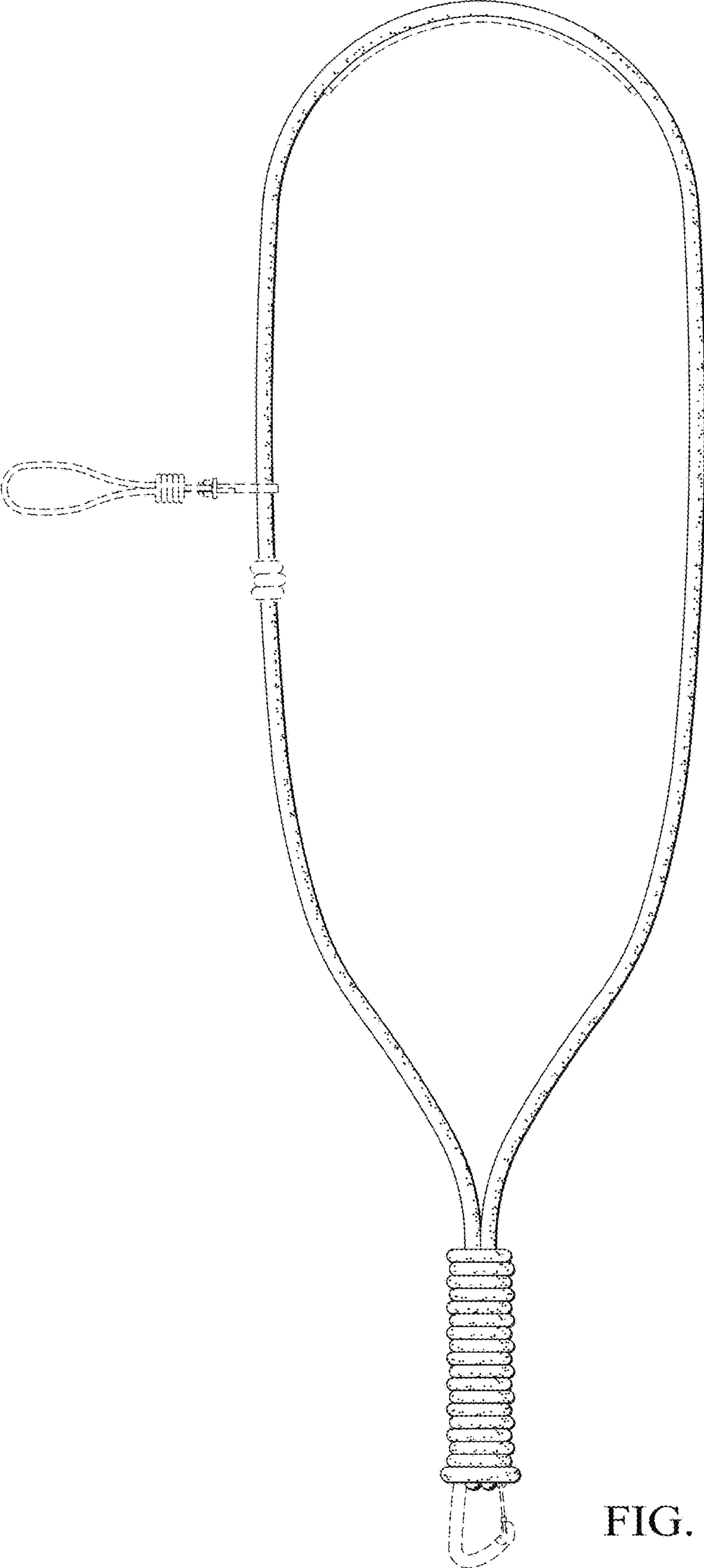


FIG. 3




FIG. 4




FIG. 5




FIG. 6




FIG. 7

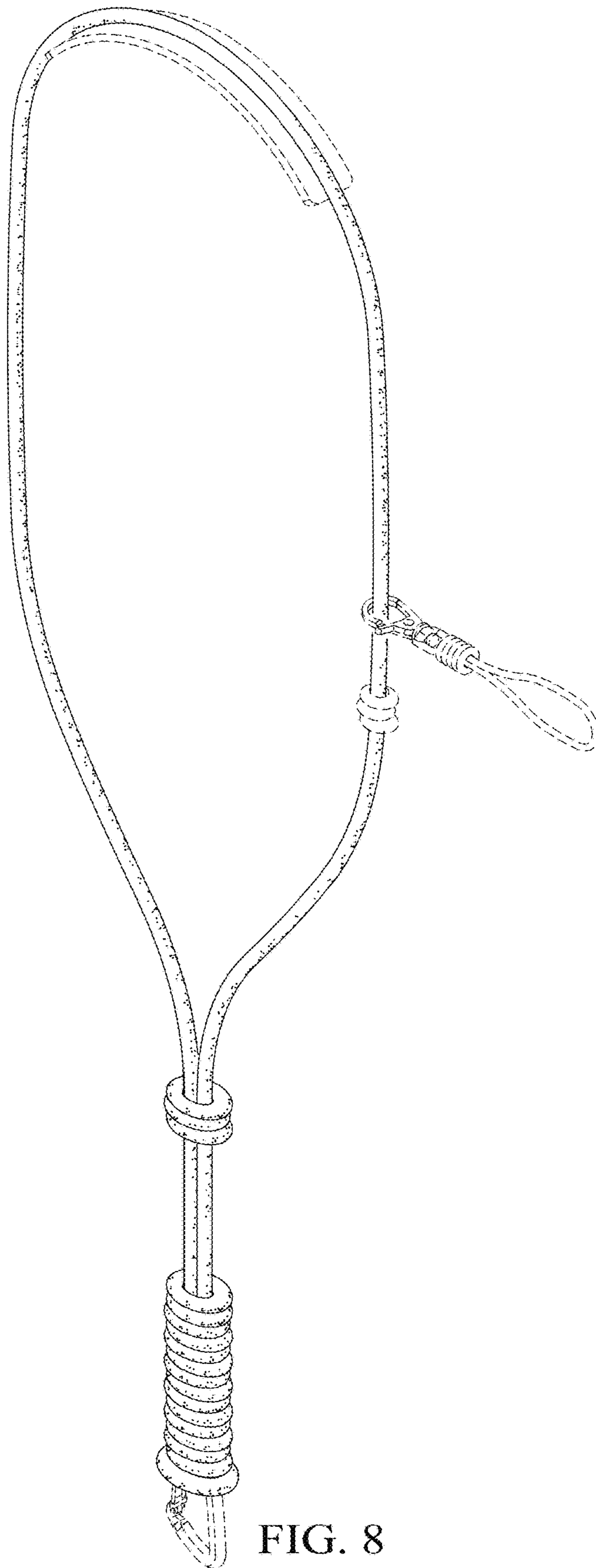


FIG. 8

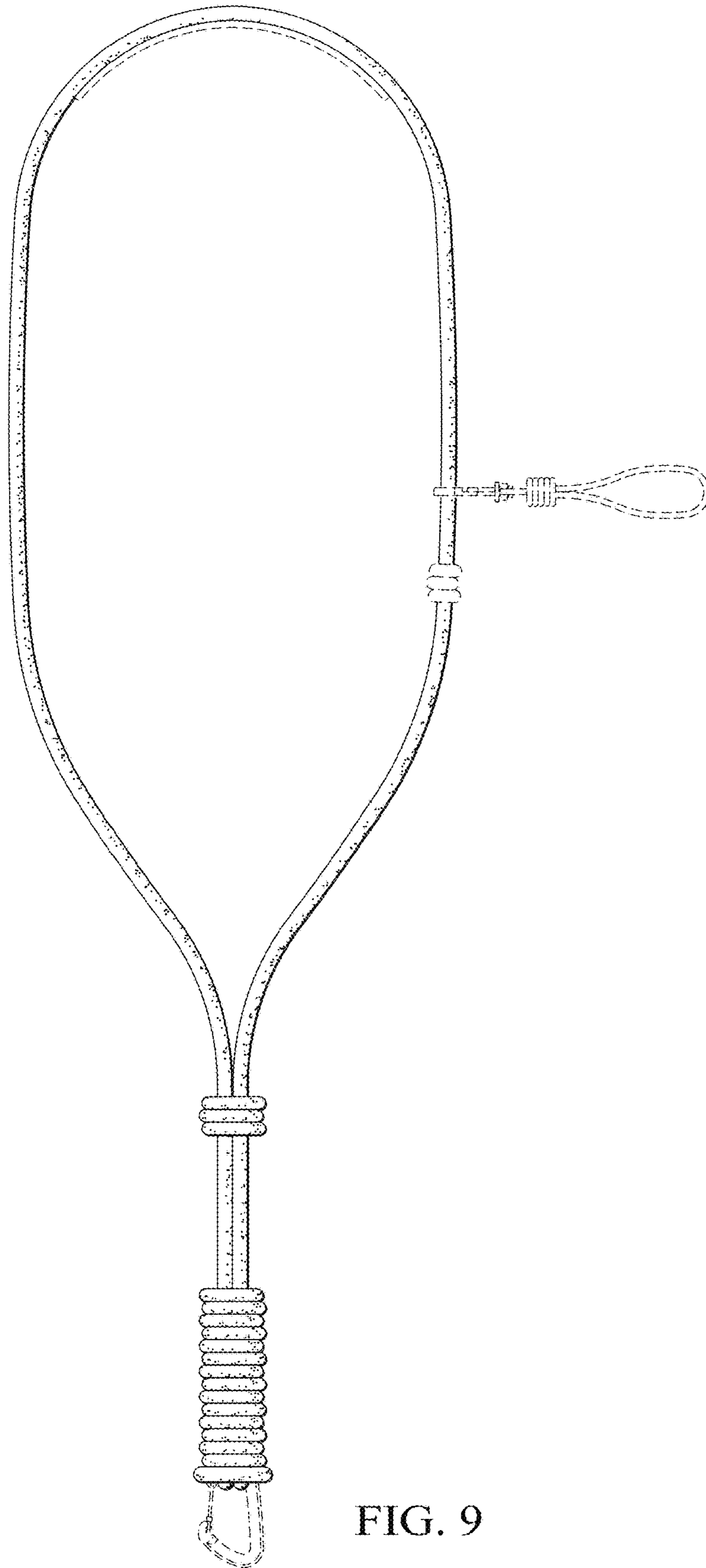


FIG. 9

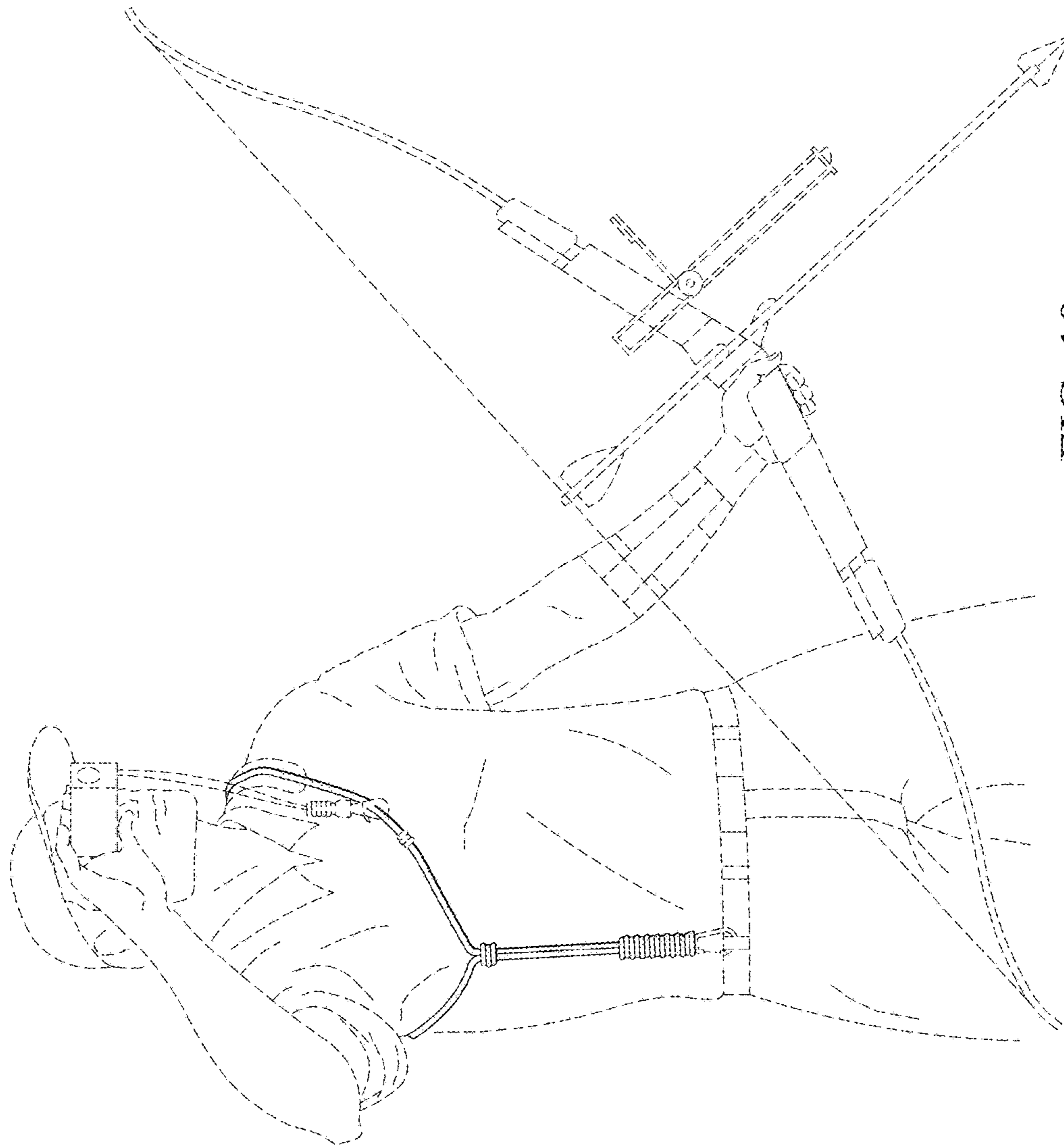


FIG. 10



FIG. 11