



US00D831334S

(12) **United States Design Patent**  
**Alexiou et al.**

(10) **Patent No.:** **US D831,334 S**

(45) **Date of Patent:** **\*\* Oct. 23, 2018**

(54) **COMBINED PORTABLE SPEAKER AND VEST**

D426,951 S \* 6/2000 Rohrbach ..... D3/216  
D469,952 S \* 2/2003 Daglow ..... D3/216  
6,712,249 B2 \* 3/2004 Magnusson ..... H04R 5/023  
224/153

(71) Applicant: **SUBPAC, INC.**, Los Angeles, CA (US)

(Continued)

(72) Inventors: **John Alexiou**, Oakville (CA); **Todd Chernecki**, Montreal (CA); **Hayley Stolee-Smith**, Toronto (CA)

**OTHER PUBLICATIONS**

(73) Assignee: **SUBPAC, INC.**, San Francisco, CA (US)

Brazilian Office Action, Brazilian Application No. 302016001485-0, dated Aug. 1, 2017, 2 pages (with concise explanation of relevance).

(Continued)

(\*\*) Term: **15 Years**

*Primary Examiner* — Keli L Hill

(21) Appl. No.: **29/542,166**

(74) *Attorney, Agent, or Firm* — Maschoff Brennan

(22) Filed: **Oct. 12, 2015**

(51) **LOC (11) Cl.** ..... **03-01**

(52) **U.S. Cl.**

USPC ..... **D3/218**; D3/216; D3/217; D14/172; D14/192; D14/207

(57) **CLAIM**

The ornamental design for a combined portable speaker and vest, as shown and described.

(58) **Field of Classification Search**

USPC ..... D14/168, 170–172, 188, 194–196, 204, D14/207, 209.1, 210–216, 219, 221, 222, D14/224, 239, 496, 192; D3/214, D3/216–218; D2/829

CPC ..... B60R 11/0217; G06F 1/1688; G10K 9/22; G10K 11/004; H03F 1/327; H04M 1/03; H04M 1/035; H04N 5/642; H04N 21/4852; H04R 1/02; H04R 1/06; H04R 1/021; H04R 1/025; H04R 1/026; H04R 1/028; H04R 1/105; H04R 1/323; H04R 1/403; H04R 1/2803; H04R 1/2834; H04R 5/02; H04R 7/20; H04R 9/06; H04R 9/025; H04R 2201/021; H04R 2400/00; H04R 2400/07; H04R 2499/11; H04R 2499/13; H04R 2499/15; H04S 3/00; H04S 7/30

See application file for complete search history.

**DESCRIPTION**

FIG. 1 is a rear perspective view of the combined portable speaker and vest in accordance with our design and shown in use;

FIG. 2 is a rear view thereof;

FIG. 3 is a front view thereof;

FIG. 4 is a right side view thereof;

FIG. 5 is a left side view thereof;

FIG. 6 is a top view thereof;

FIG. 7 is a front view thereof with a top buckle in a closed position; and,

FIG. 8 is a front view thereof with the top buckle partially cut away.

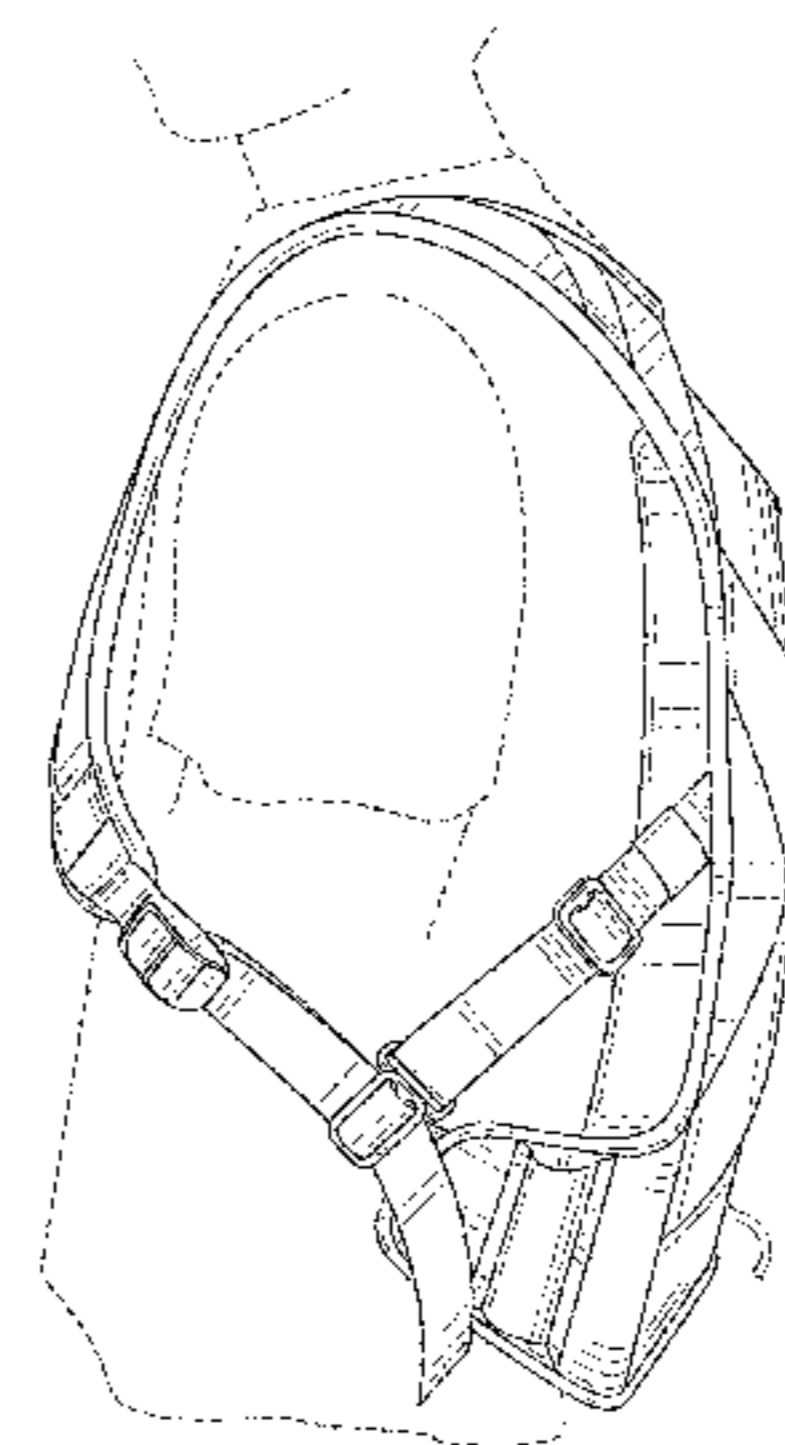
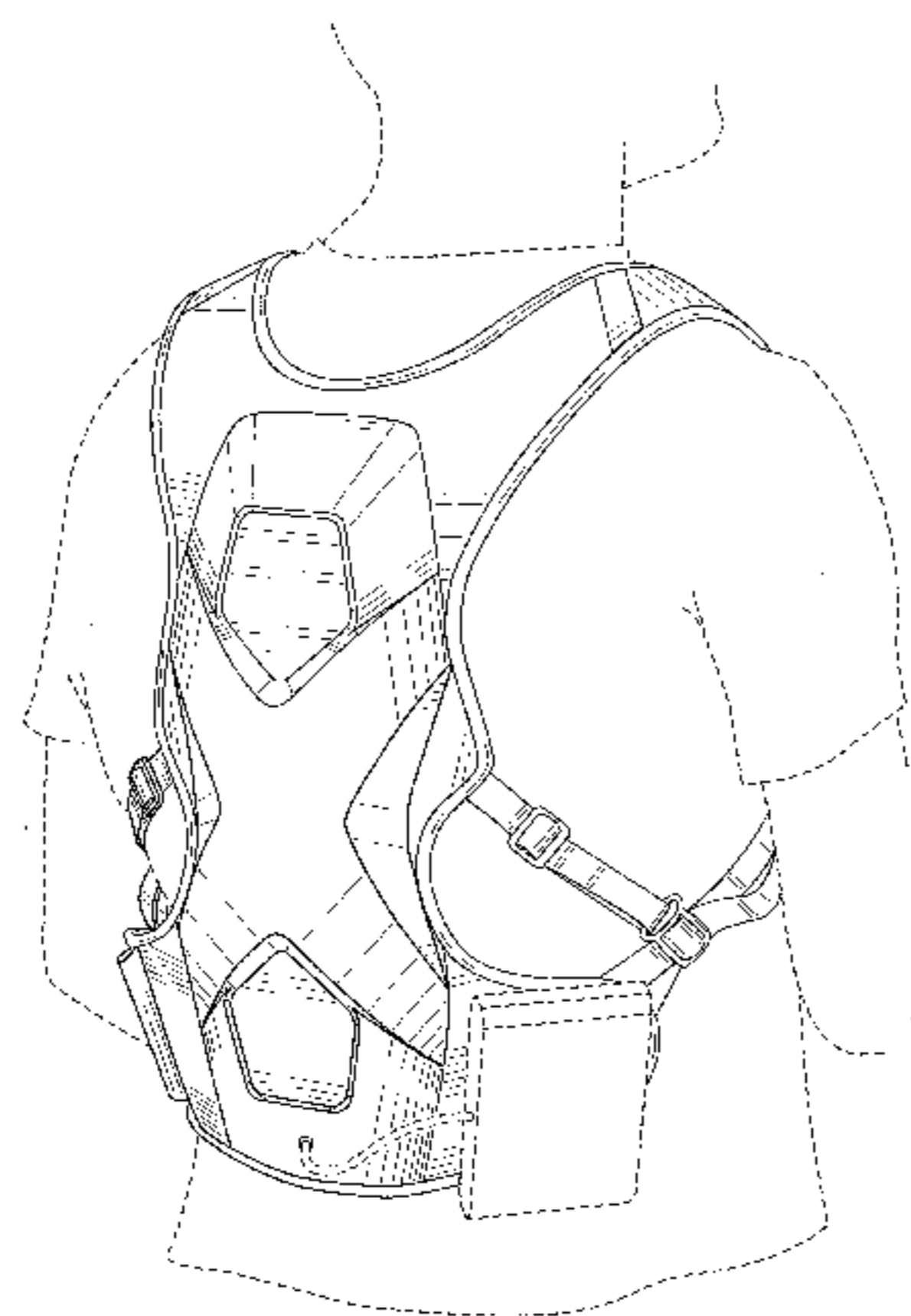
The broken lines showing a person are included for the purpose of illustrating the environment in which the combined portable speaker and vest is used while all other broken lines are included for the purpose of illustrating portions of the combined portable speaker and vest, and form no part of the claimed design.

(56) **References Cited**

**U.S. PATENT DOCUMENTS**

D332,842 S \* 1/1993 Floyd ..... D14/163  
D351,943 S \* 11/1994 Young ..... D3/216

**1 Claim, 8 Drawing Sheets**



(56)

**References Cited**

U.S. PATENT DOCUMENTS

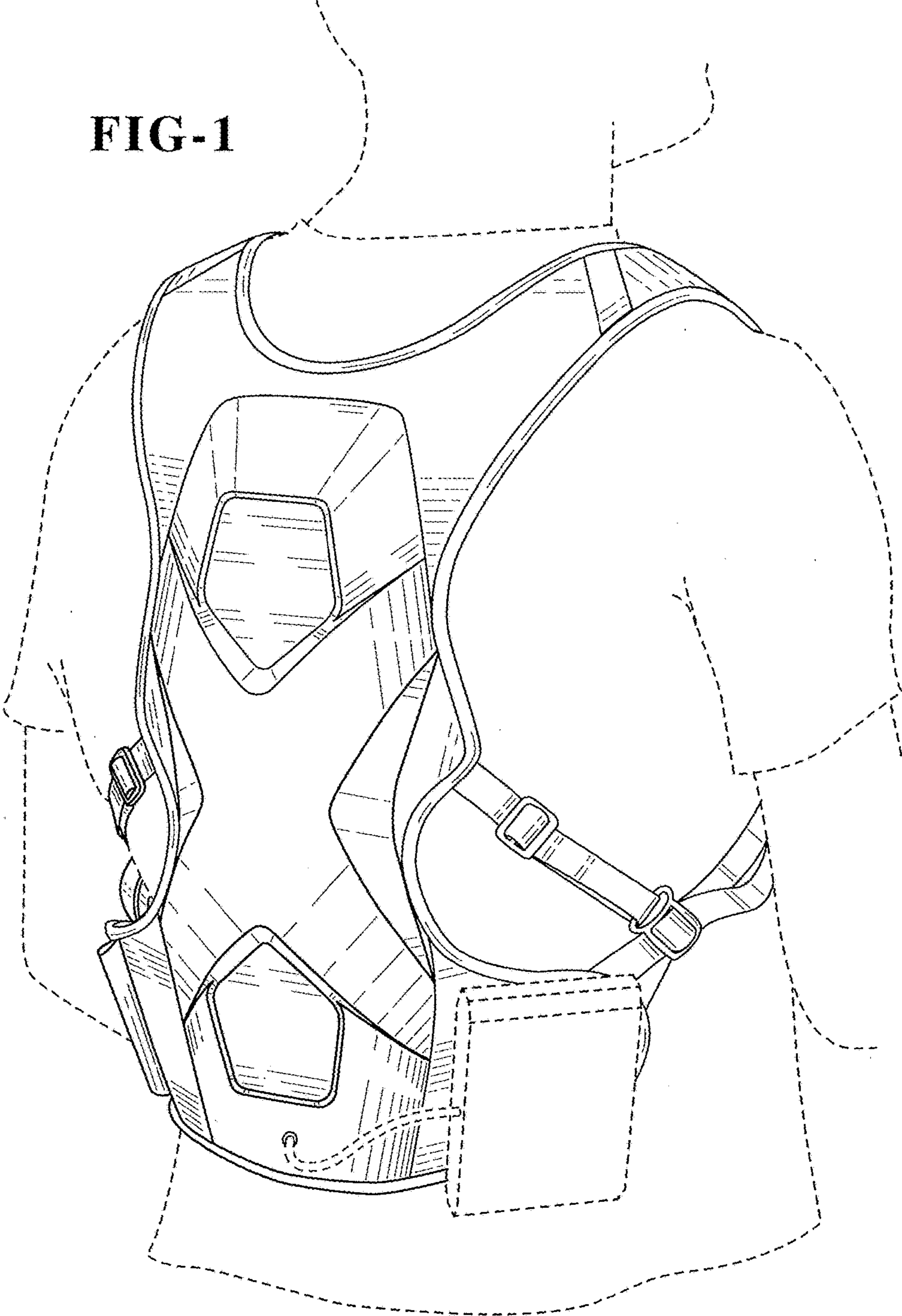
D489,174 S \* 5/2004 Shigenaka ..... D14/172  
D500,920 S \* 1/2005 Koenig ..... D3/216  
D691,584 S \* 10/2013 Nussbaum ..... D14/204  
D711,091 S \* 8/2014 Mooney ..... D21/603  
D733,089 S \* 6/2015 Khwaja ..... D14/204  
D787,814 S \* 5/2017 Kim ..... D3/217  
D788,738 S \* 6/2017 Kim ..... D14/172  
2017/0164116 A1 \* 6/2017 Alexiou ..... H04R 17/005  
2017/0325039 A1 \* 11/2017 Khwaja ..... H04R 29/00

OTHER PUBLICATIONS

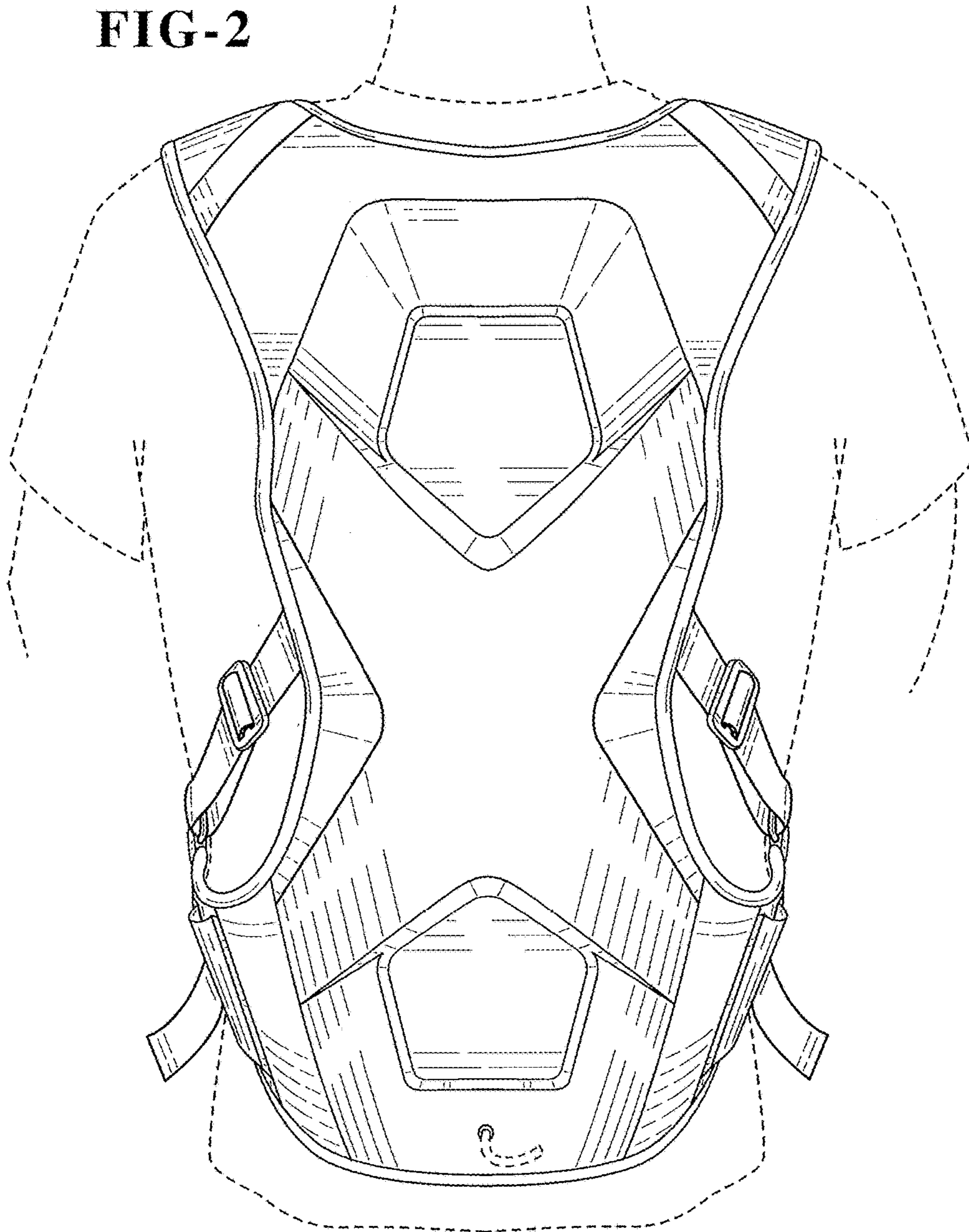
Japanese Office Action, Japanese Application No. 2016-501519,  
dated Jul. 7, 2017, 7 pages.

\* cited by examiner

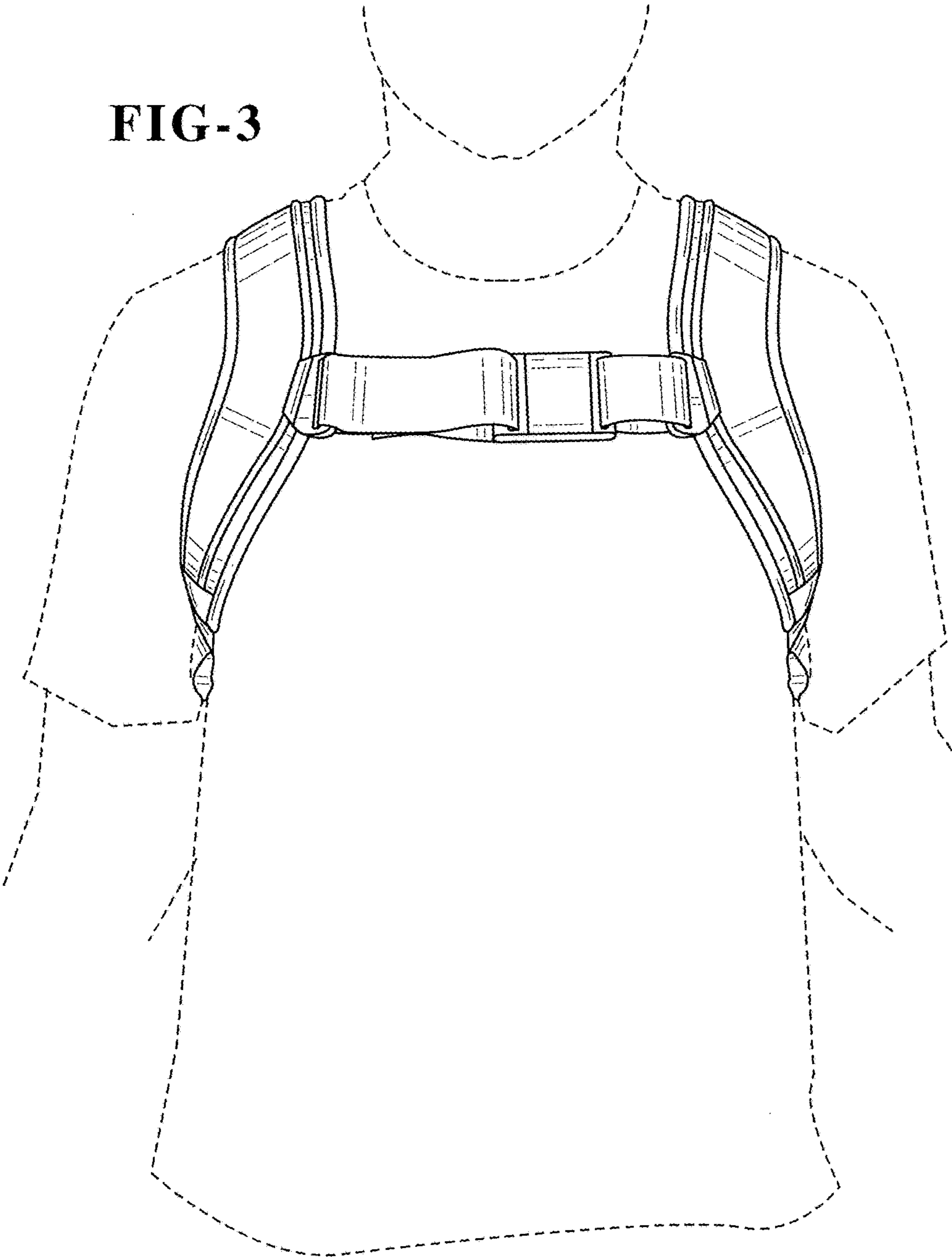
**FIG-1**



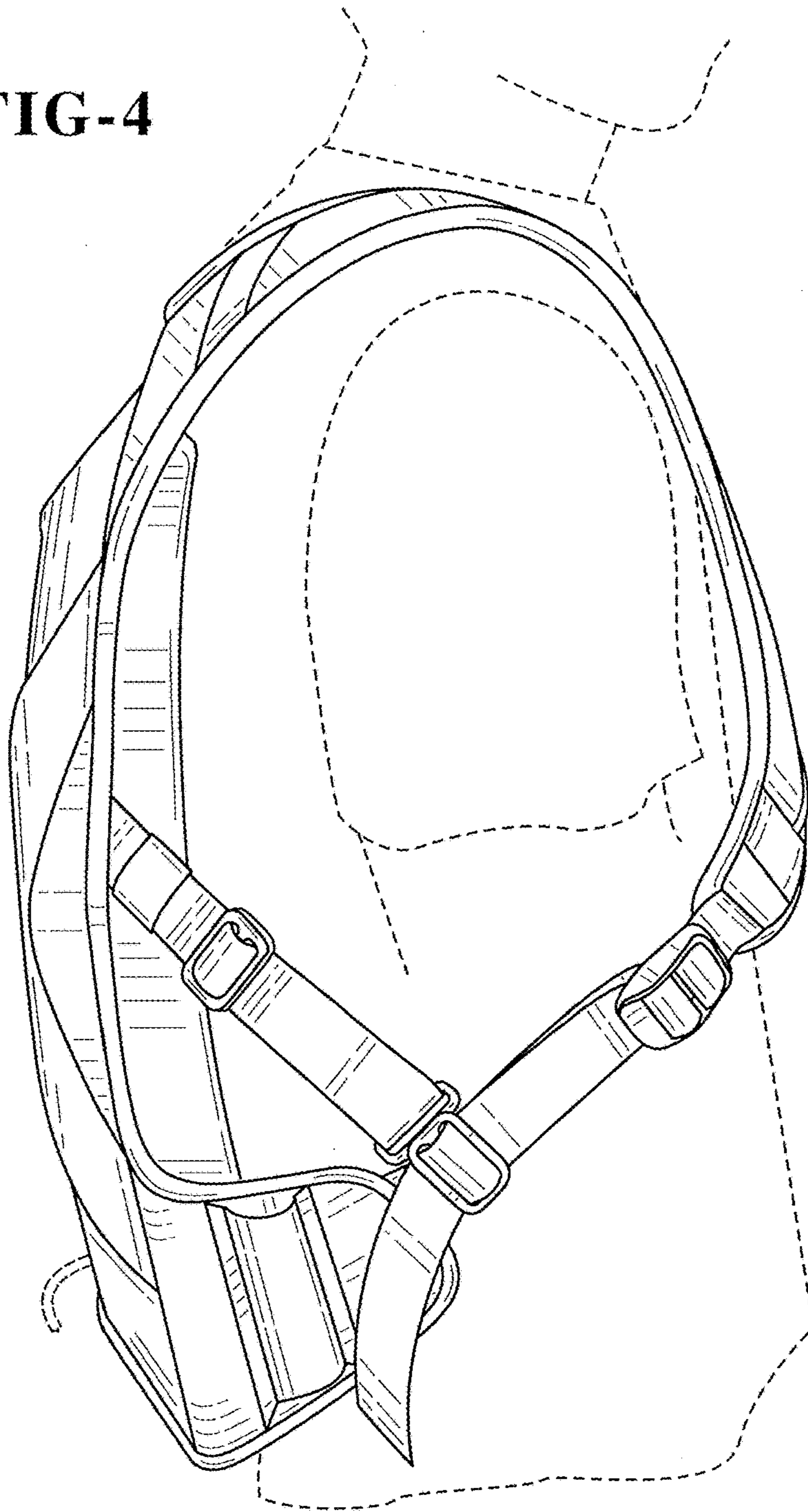
**FIG-2**



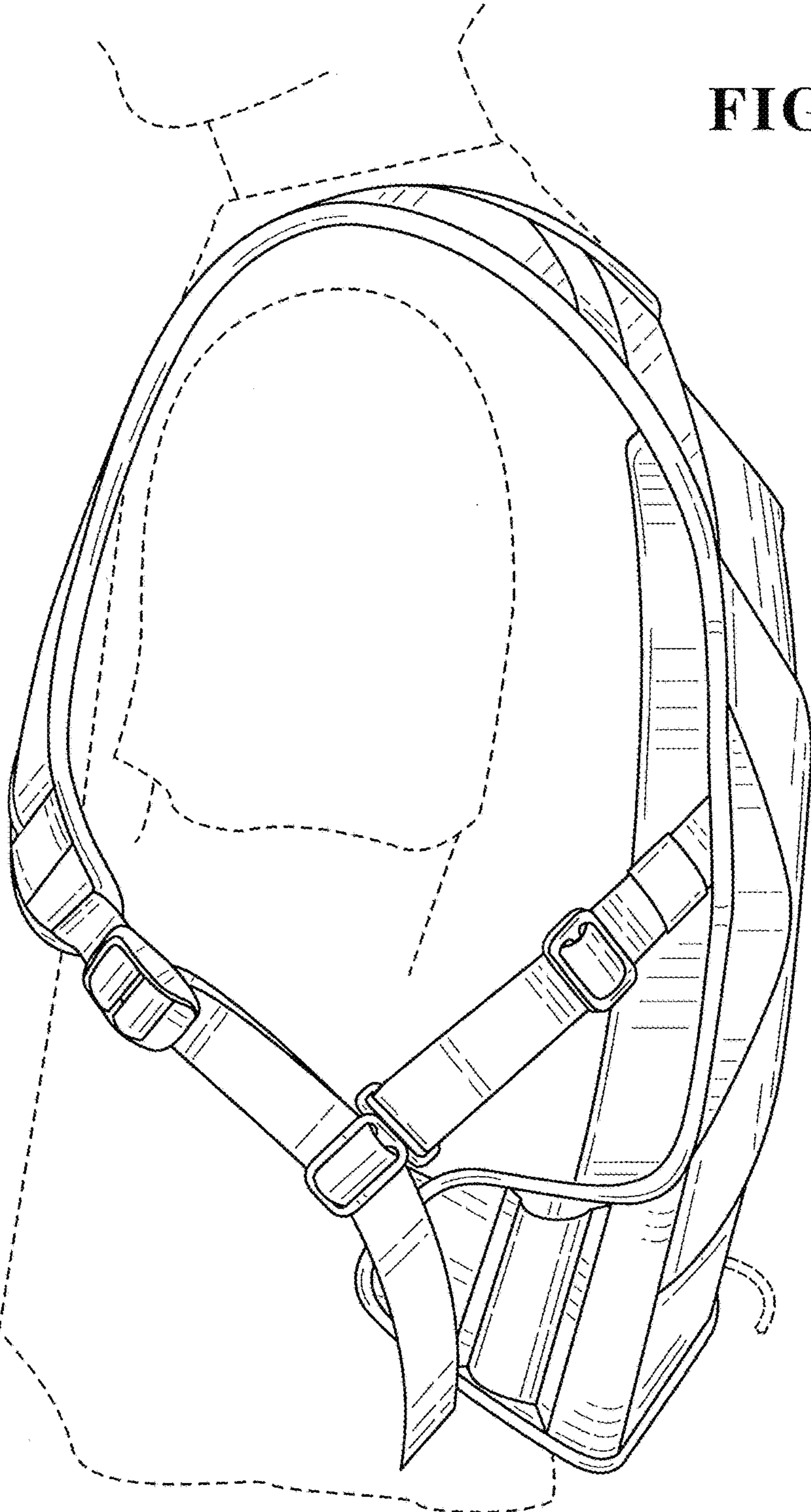
**FIG-3**

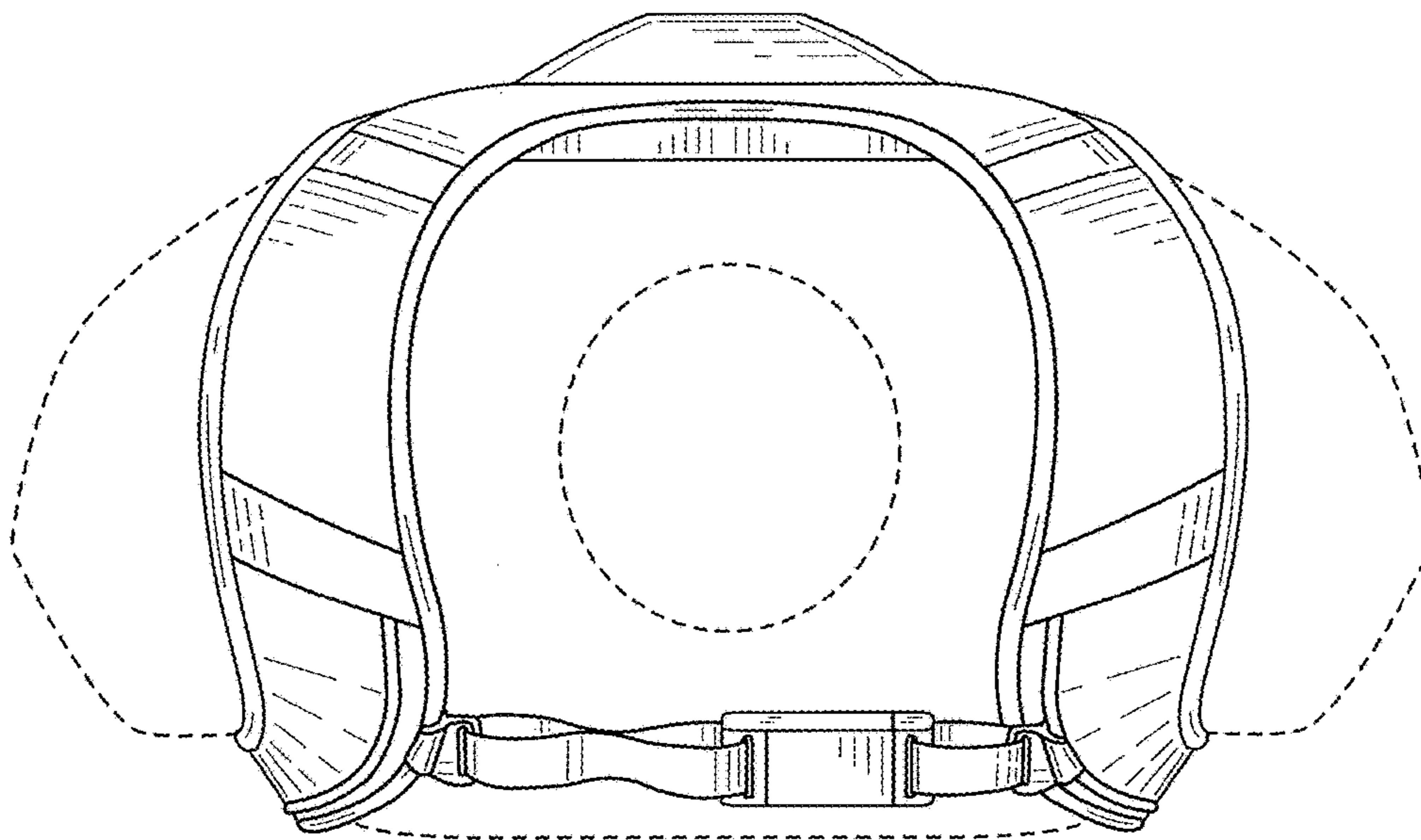


**FIG-4**



**FIG-5**



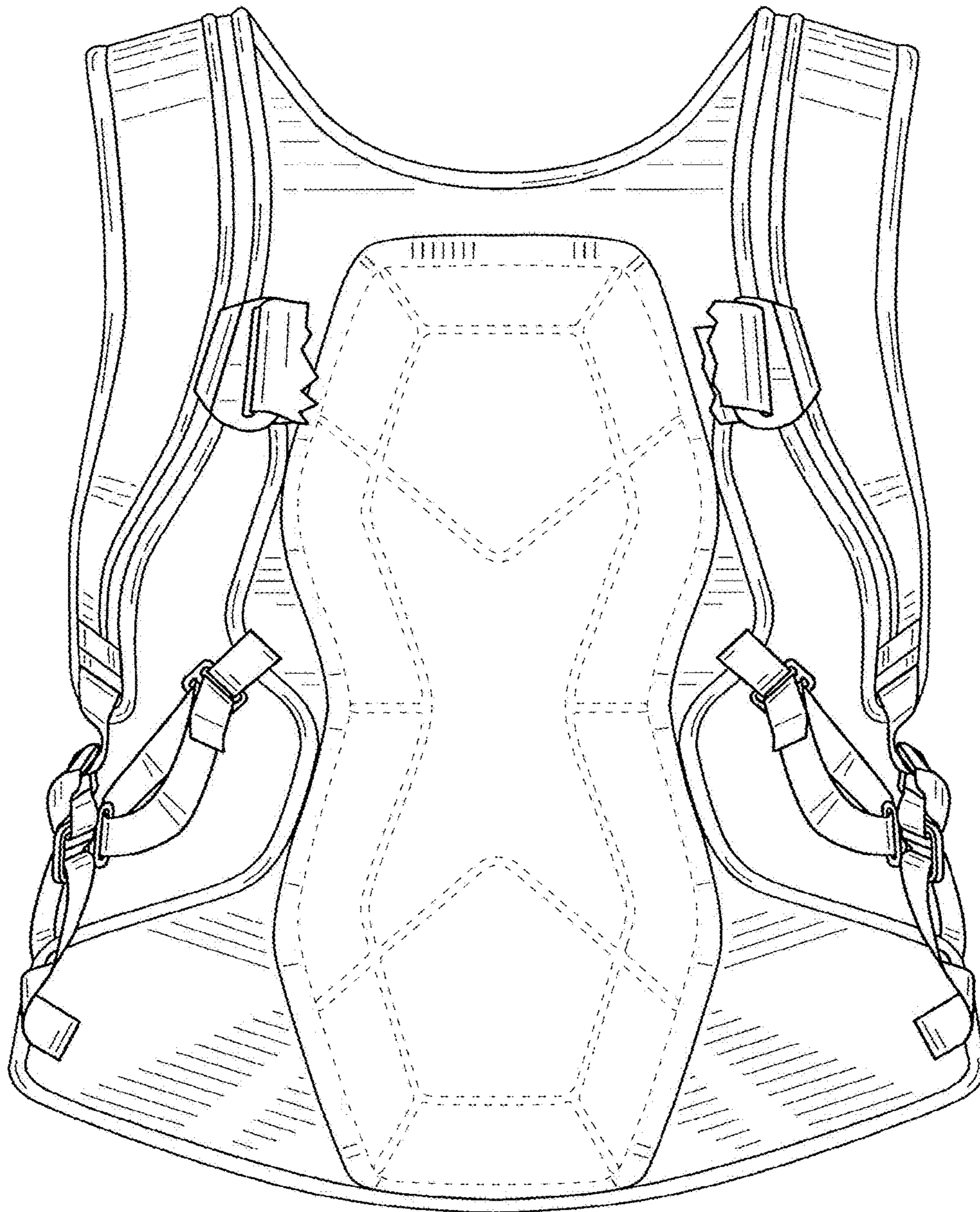


**FIG-6**





**FIG. 7**



**FIG. 8**