



US00D831313S

(12) **United States Design Patent**
Hawthornthwaite et al.

(10) **Patent No.:** **US D831,313 S**
(45) **Date of Patent:** **** Oct. 23, 2018**

- (54) **SHOE**
- (71) Applicant: **Rothy's Inc.**, San Francisco, CA (US)
- (72) Inventors: **Stephen Hawthornthwaite**, San Francisco, CA (US); **William Roth Martin**, San Francisco, CA (US)
- (73) Assignee: **Rothy's Inc.**, San Francisco, CA (US)
- (**) Term: **15 Years**
- (21) Appl. No.: **29/622,877**
- (22) Filed: **Oct. 20, 2017**

Related U.S. Application Data

- (60) Division of application No. 29/544,350, filed on Nov. 2, 2015, now Pat. No. Des. 805,276, which is a continuation-in-part of application No. 29/512,404, filed on Dec. 18, 2014, now Pat. No. Des. 768,366.
- (51) **LOC (11) Cl.** **02-04**
- (52) **U.S. Cl.**
USPC **D2/939**
- (58) **Field of Classification Search**
USPC D2/896, 919, 925-942, 969, 971
CPC A43B 21/00; A43B 21/02; A43B 21/06;
A43B 9/14; A43B 1/0045; A43B 13/10;
A43B 13/12; A43B 23/06; A43B 23/07;
A43B 1/0036; A43B 5/12
See application file for complete search history.

(56) **References Cited**

U.S. PATENT DOCUMENTS

- 20,439 A * 6/1858 Mitchel et al. A43B 3/16
36/7.1 R
- D16,609 S * 4/1886 Buchana D2/939
- 687,513 A * 11/1901 Bibkov A43B 3/126
36/11.5
- D86,152 S * 2/1932 Bellak D2/920

- D109,313 S * 4/1938 Delman D2/935
- D133,819 S * 9/1942 Harris D2/939
- D137,763 S * 4/1944 Goldstein D2/939
- D137,765 S * 4/1944 Goldstein D2/941
- D149,683 S * 5/1948 Sandler D2/930
- D149,695 S * 5/1948 Sandler D2/930
- D163,185 S * 5/1951 Joyce D2/930
- D167,503 S * 8/1952 Diamant D2/923
- D180,334 S * 5/1957 Keyes 2/971
- D190,900 S * 7/1961 Grossman D2/939
- D204,390 S * 4/1966 Michael et al.
- D247,932 S * 5/1978 Katz D2/927

(Continued)

Primary Examiner — Dominic V Simone

(74) *Attorney, Agent, or Firm* — Arent Fox LLP



(57) **CLAIM**

The ornamental design for a shoe, as shown and described.

DESCRIPTION

FIG. 1 is a perspective view of a shoe according to an embodiment;
 FIG. 2 is a front view thereof;
 FIG. 3 is a rear view thereof;
 FIG. 4 is a side view thereof;
 FIG. 5 is another side view thereof;
 FIG. 6 is a top view thereof;
 FIG. 7 is a bottom view thereof;
 FIG. 8 is a perspective view of a shoe according to another embodiment;
 FIG. 9 is a front view thereof;
 FIG. 10 is a rear view thereof;
 FIG. 11 is a side view thereof;
 FIG. 12 is another side view thereof;
 FIG. 13 is a top view thereof; and,
 FIG. 14 is a bottom view thereof.
 The broken line portions shown in FIGS. 8-14 are for illustrative purposes only and form no part of the claimed design.

1 Claim, 12 Drawing Sheets



(56)

References Cited

U.S. PATENT DOCUMENTS

D273,627	S	*	5/1984	Huberman	D2/941
D499,865	S	*	12/2004	Belley	D2/969
D500,191	S	*	12/2004	Belley	D2/969
D527,513	S	*	9/2006	Della Valle	D2/919
D545,037	S	*	6/2007	Shaffer	D2/969
D571,084	S	*	6/2008	Comeau	D2/925
D571,548	S	*	6/2008	Seamans	D2/925
D579,637	S	*	11/2008	Liow	D2/925
D611,693	S	*	3/2010	Schwartz	D2/969
D612,591	S	*	3/2010	Schwartz	D2/969
D660,565	S	*	5/2012	Della Valle	D2/925
D668,027	S	*	10/2012	Millieret	D2/925
D668,438	S	*	10/2012	Millieret	D2/925
D668,847	S	*	10/2012	Gavrieli	D2/925
D668,848	S	*	10/2012	Gavrieli	D2/925
D668,849	S	*	10/2012	Pozzi	D2/925
D668,850	S	*	10/2012	Pozzi	D2/925
D676,634	S	*	2/2013	Gavrieli	D2/925
D693,103	S	*	11/2013	McMillan	D2/971
D730,635	S	*	6/2015	Lin	D2/939
D744,730	S	*	12/2015	Kirkwood	D2/923
D768,366	S	*	10/2016	Hawthornthwaite	D2/939

* cited by examiner

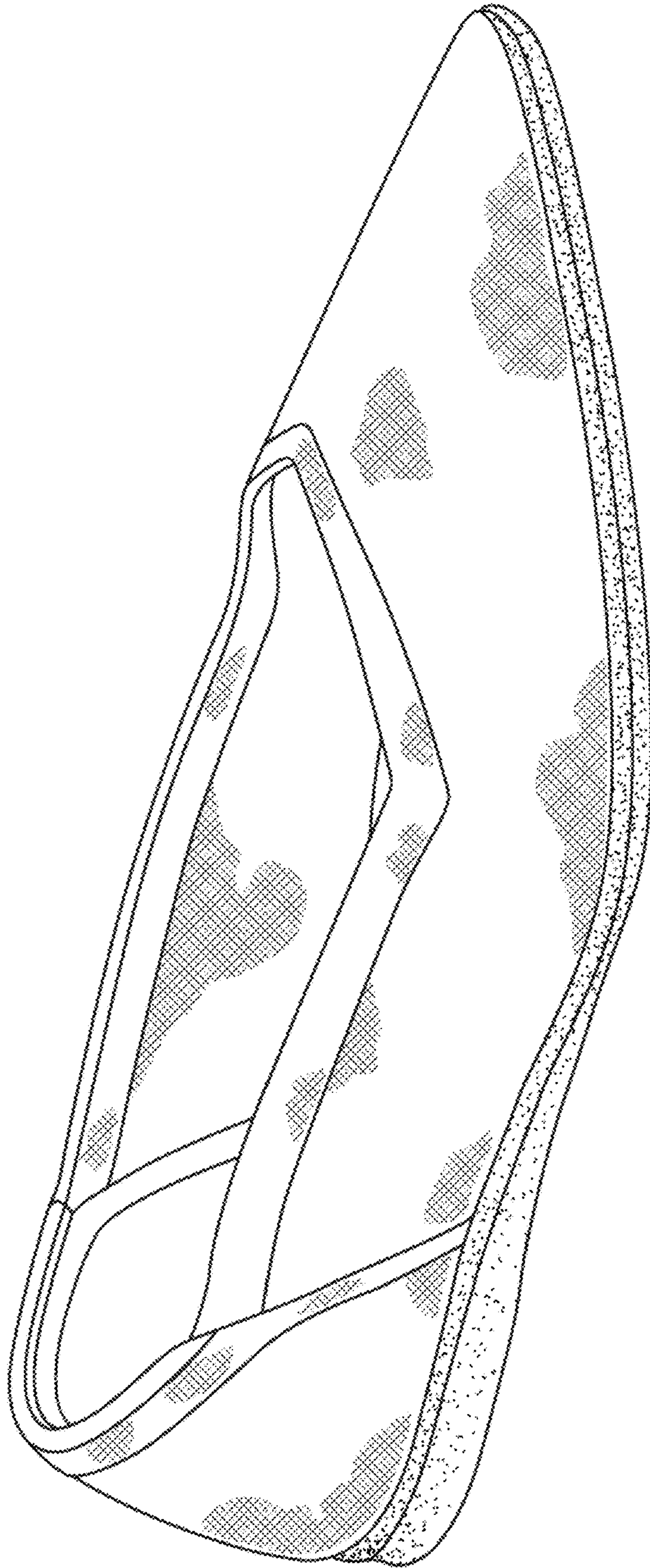


FIG. 1

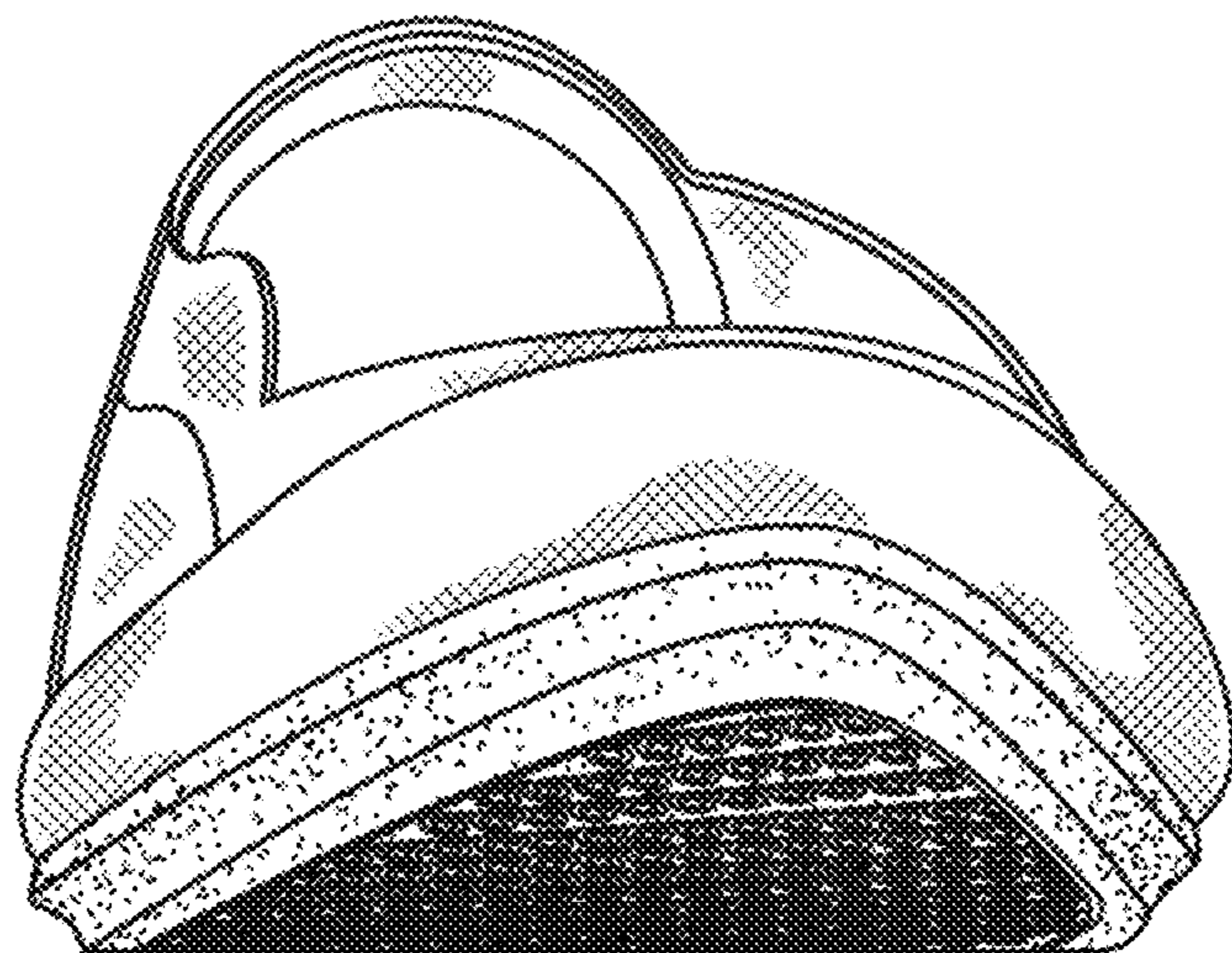


FIG. 2

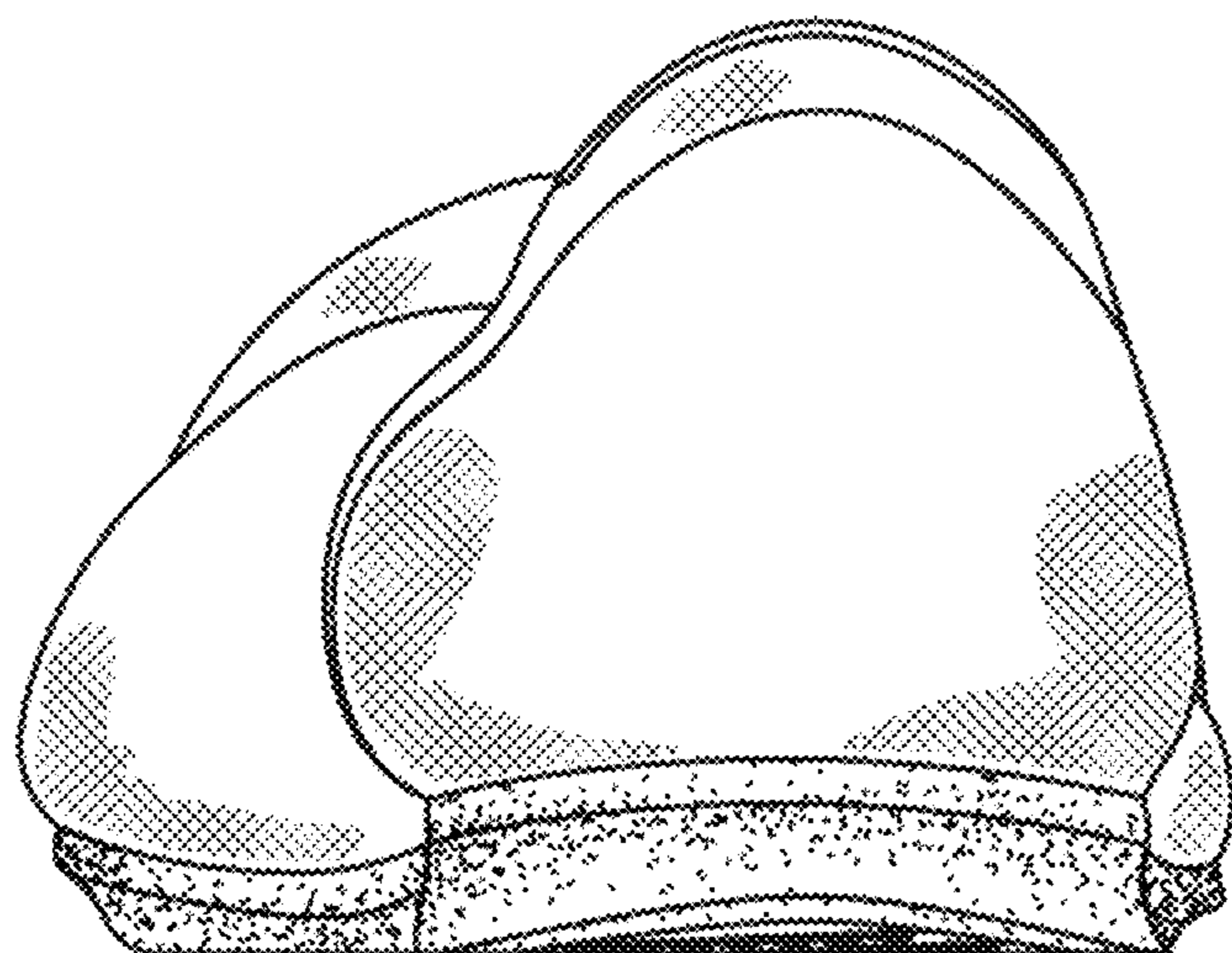


FIG. 3

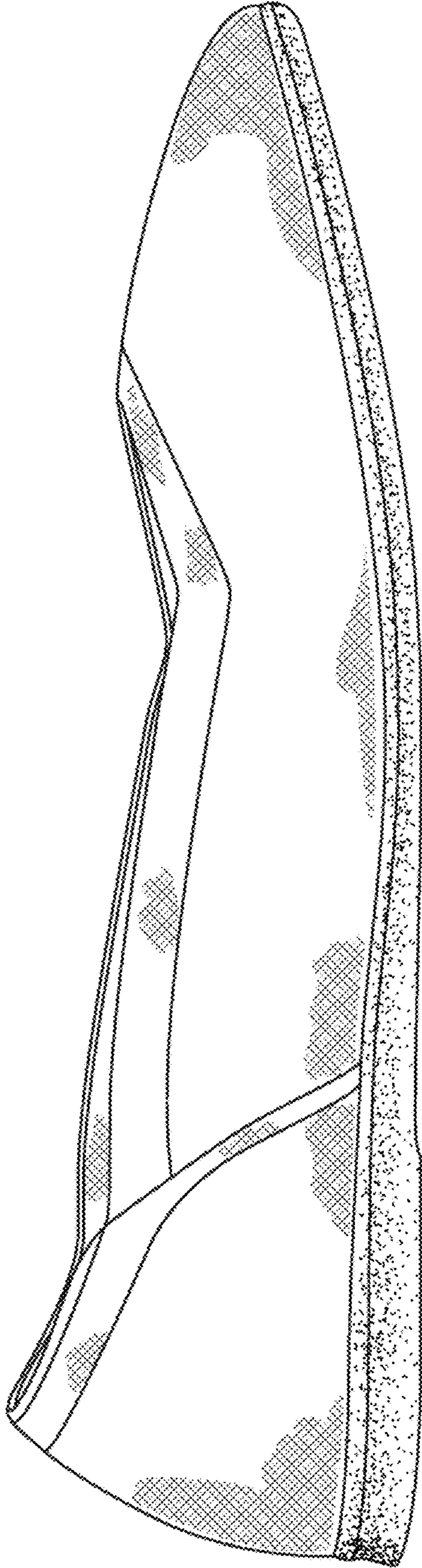


FIG. 4

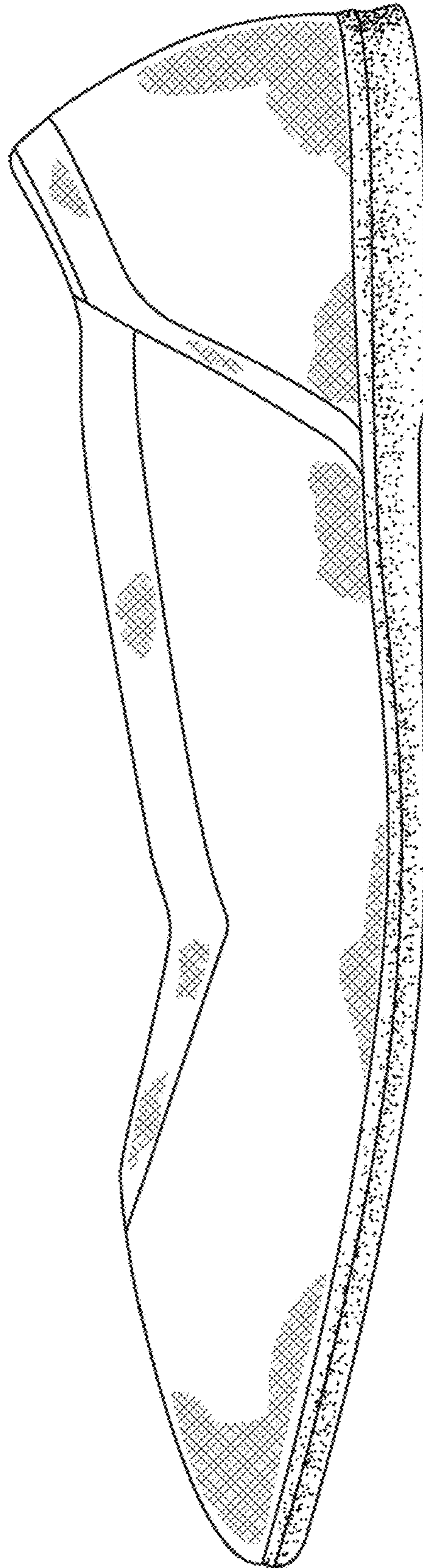


FIG. 5

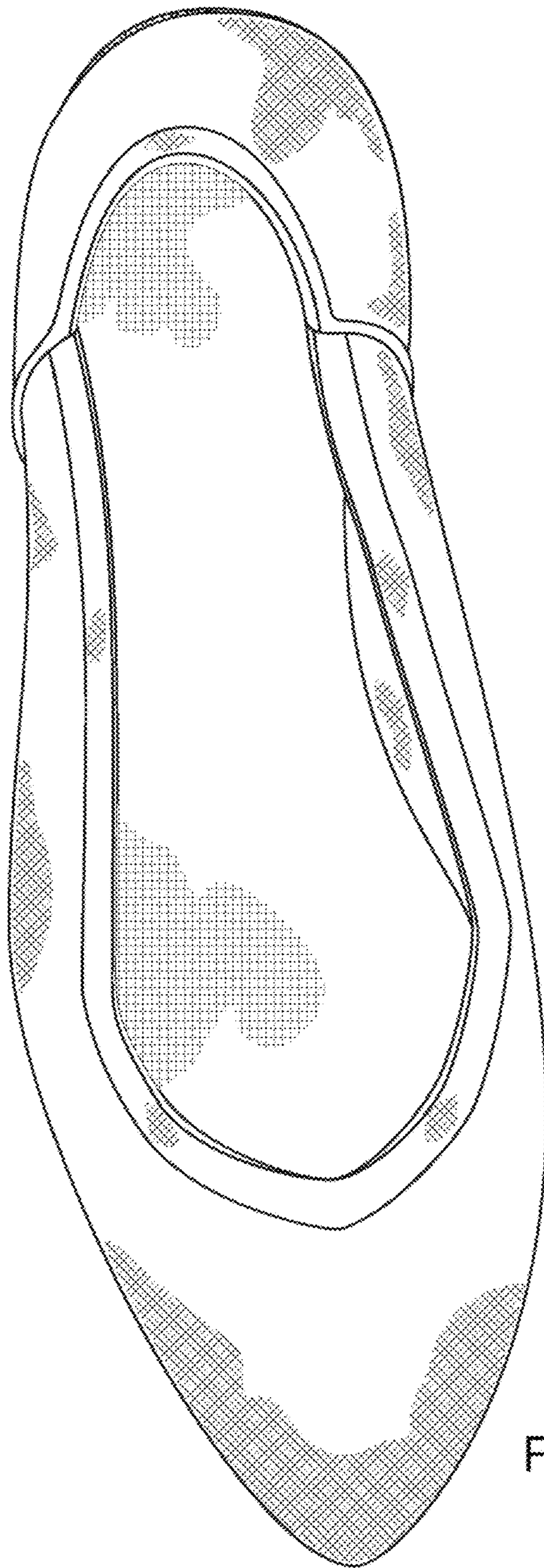


FIG. 6

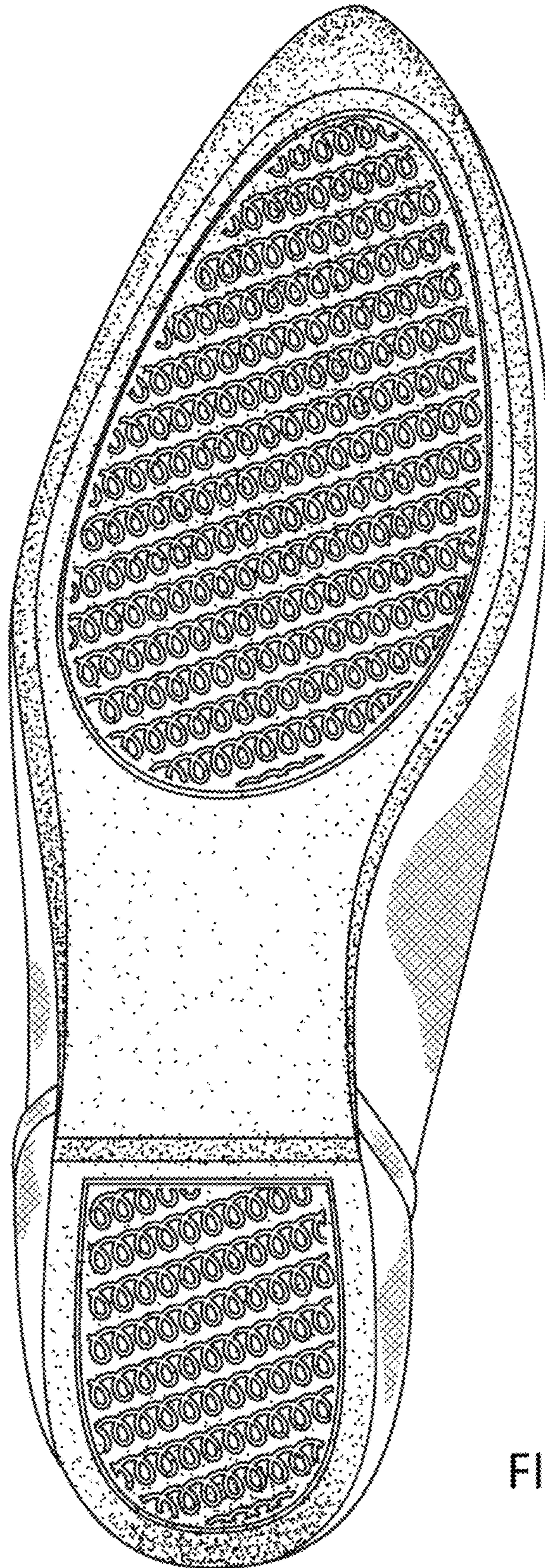


FIG. 7

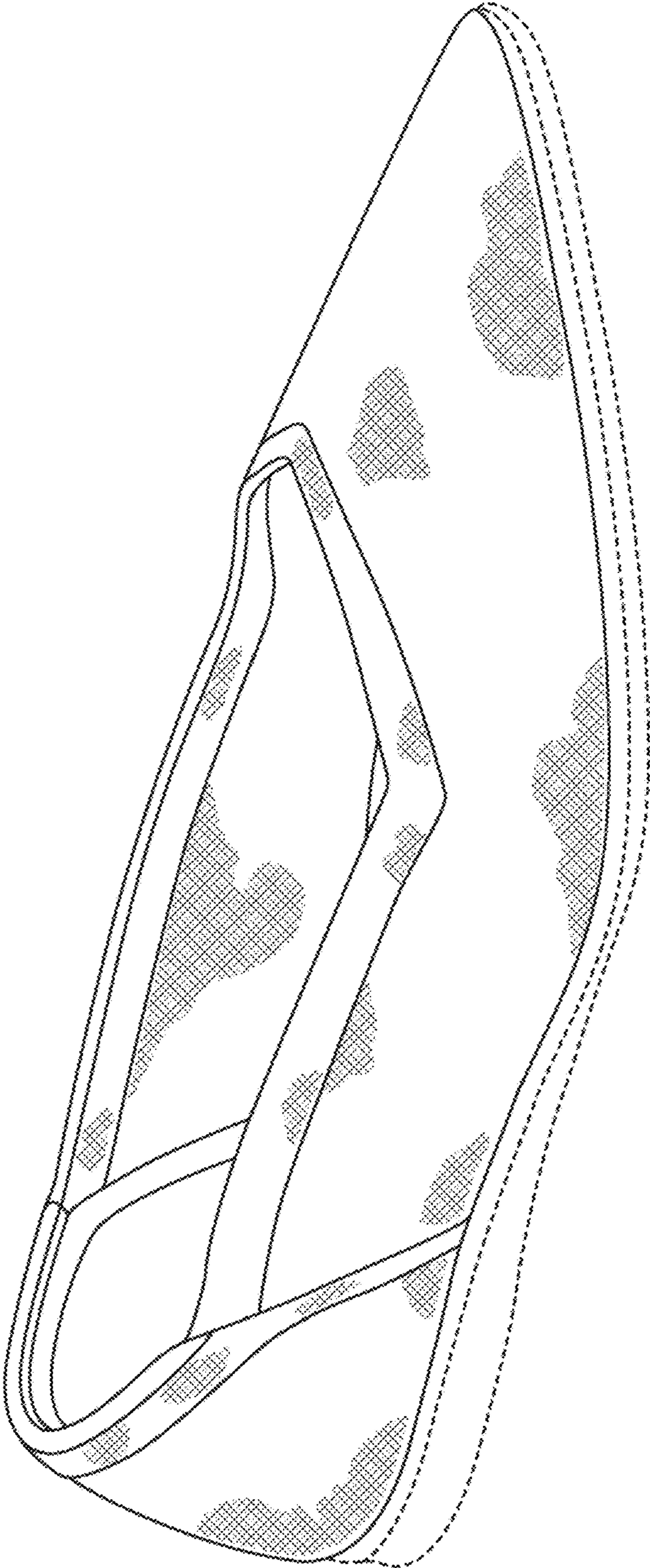


FIG. 8

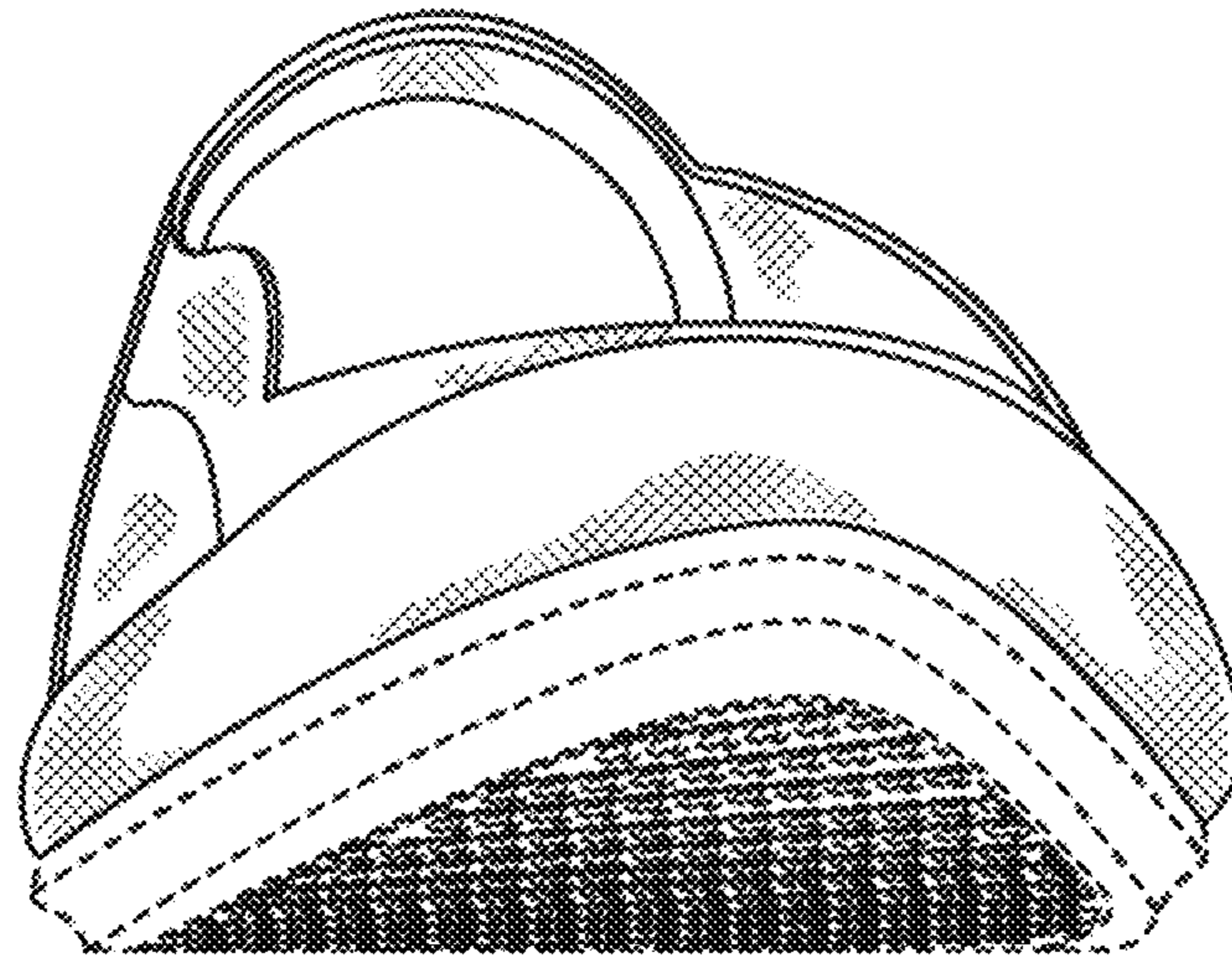


FIG. 9

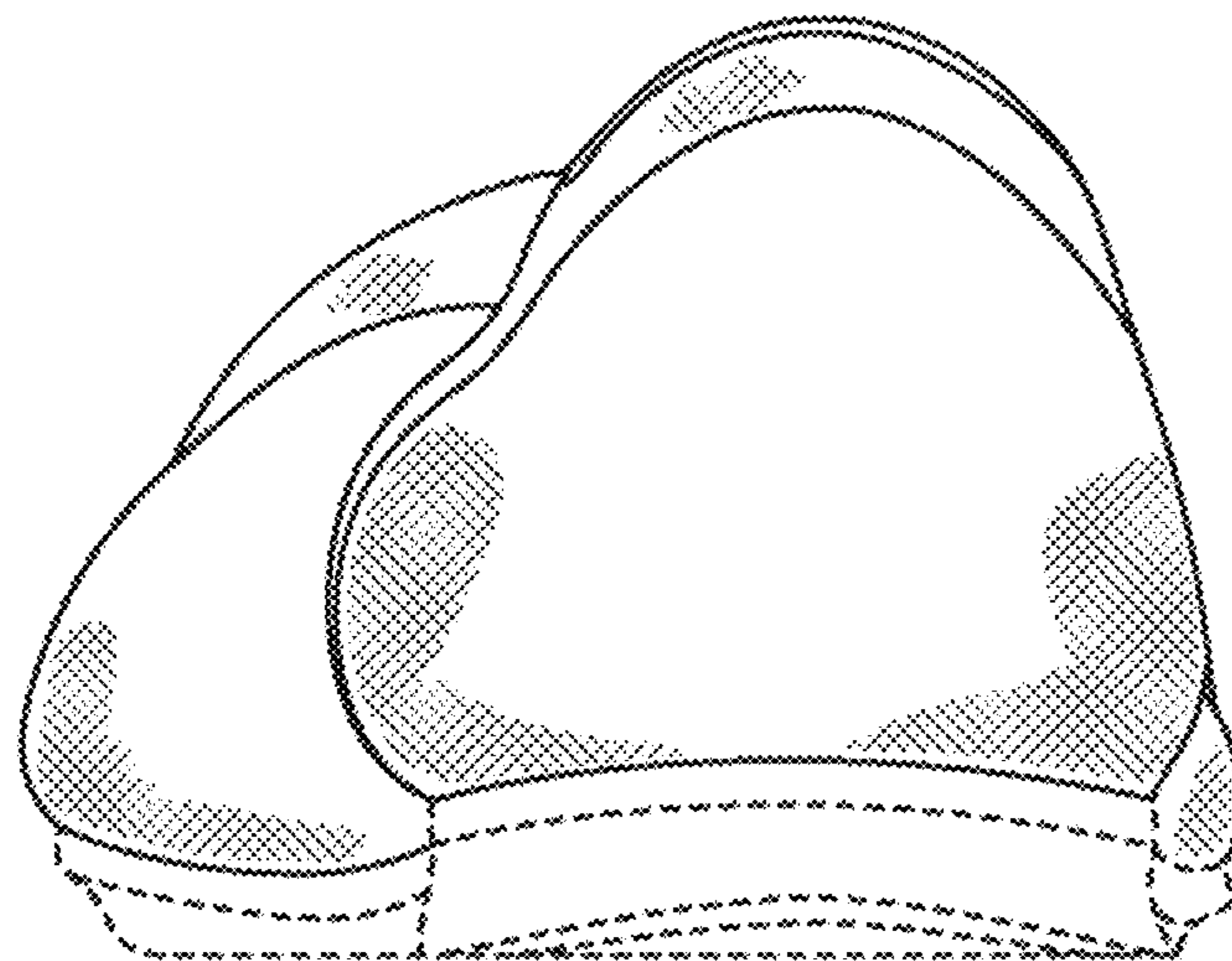


FIG. 10

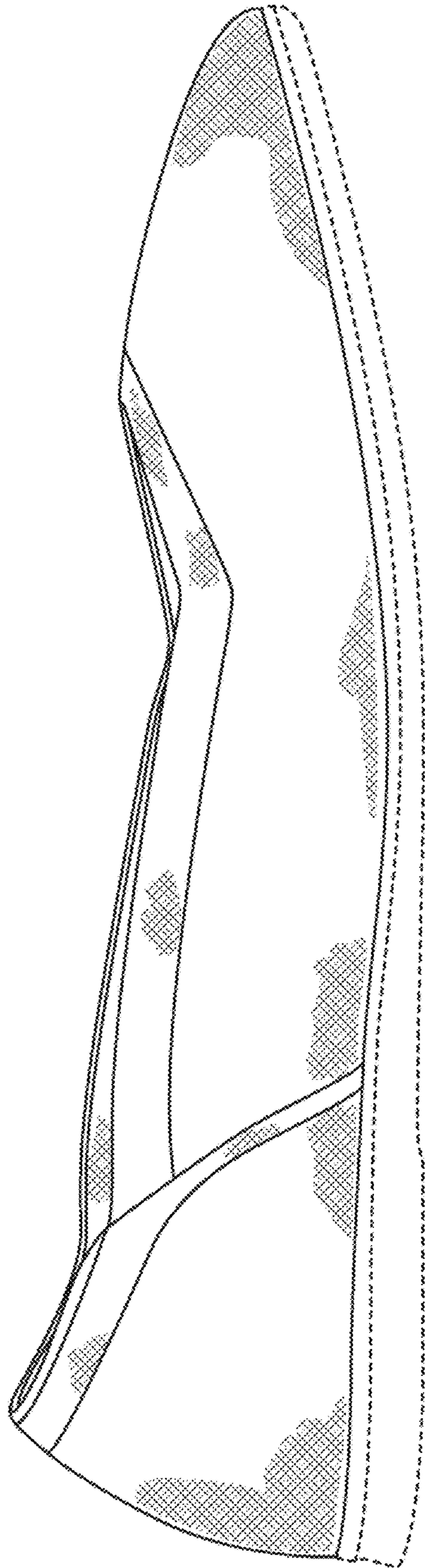


FIG. 11

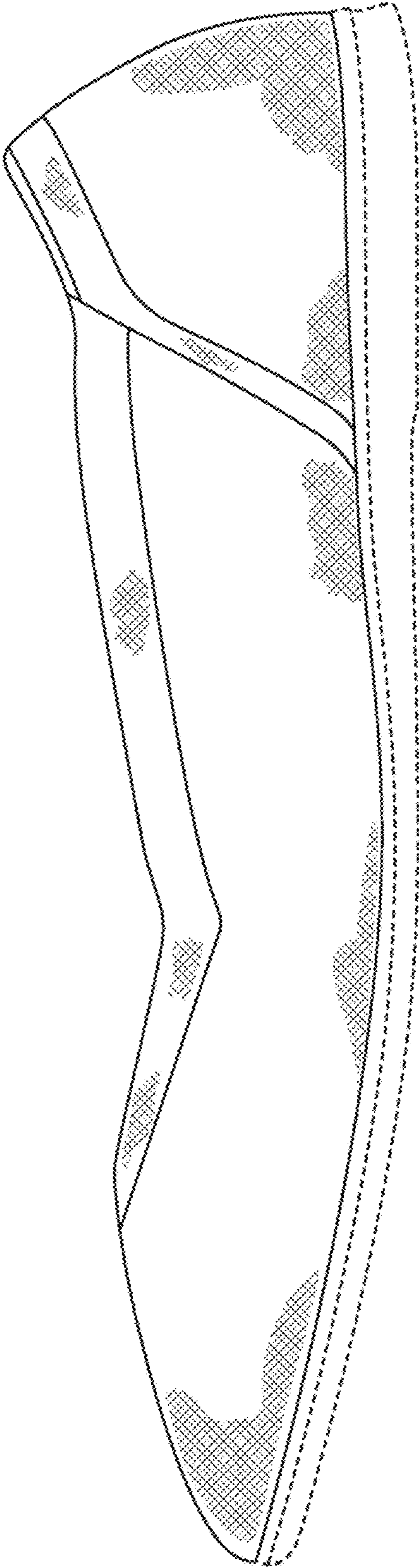


FIG. 12

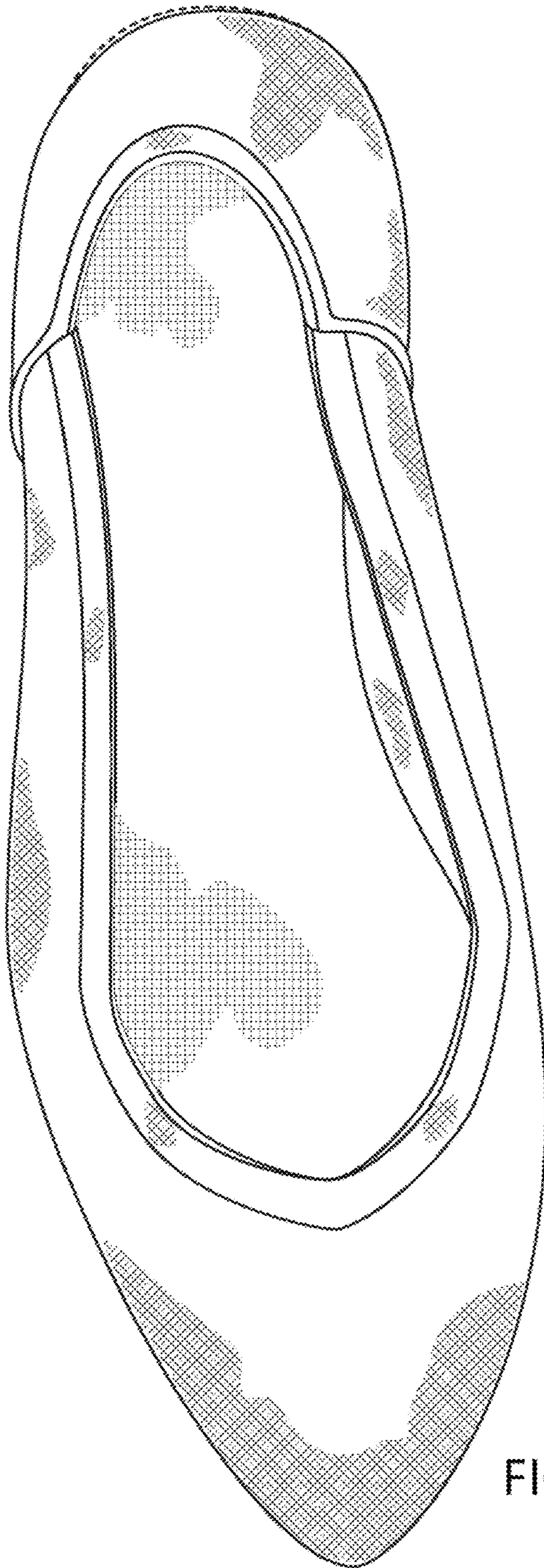


FIG. 13

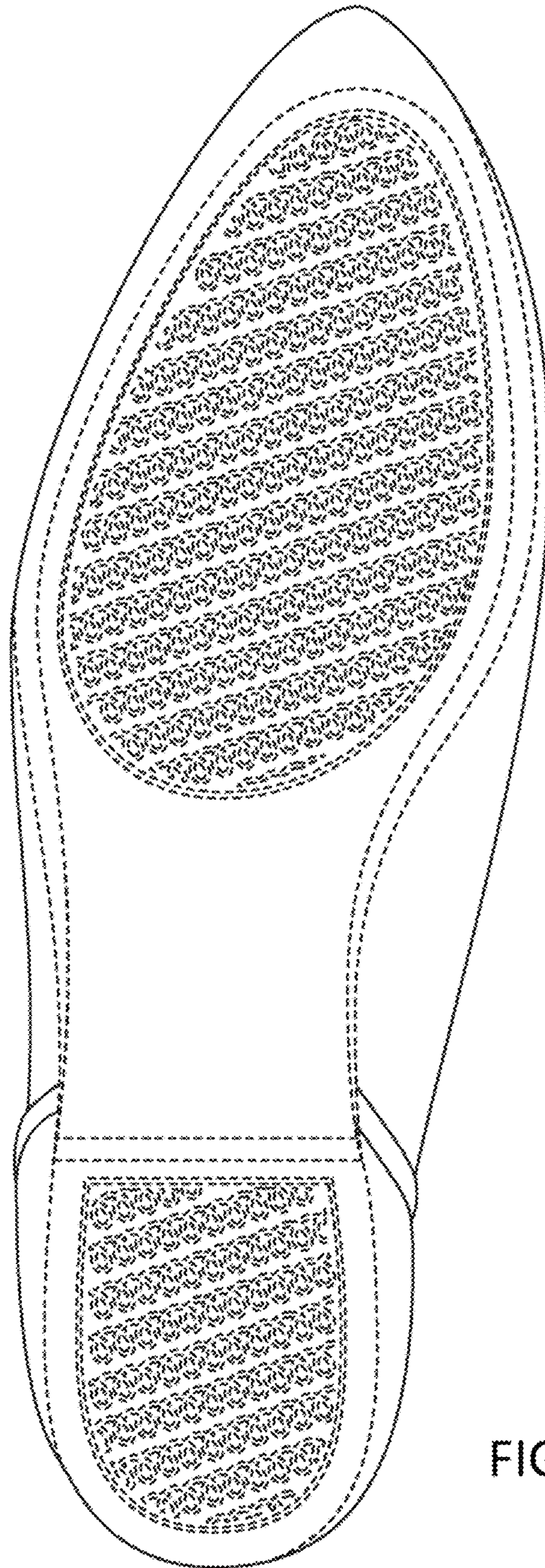


FIG. 14