



US00D831305S

(12) **United States Design Patent** (10) **Patent No.:** **US D831,305 S**  
**Gravely** (45) **Date of Patent:** **\*\* Oct. 23, 2018**

(54) **SCRUBS WITH REMOVABLE SLEEVES**  
(71) Applicant: **Stephen Gravely**, Chino, CA (US)  
(72) Inventor: **Stephen Gravely**, Chino, CA (US)  
(\*\*) Term: **15 Years**

(21) Appl. No.: **29/575,951**  
(22) Filed: **Aug. 30, 2016**  
(51) **LOC (11) Cl.** ..... **02-02**  
(52) **U.S. Cl.**  
USPC ..... **D2/739**  
(58) **Field of Classification Search**  
USPC ..... 2/114, 116, 124, 126, 104; D2/739, 720,  
D2/840, 717  
CPC ..... A41J 1/00; A41J 1/02; A41J 1/04; A41J  
1/06; A41J 1/08; A41J 1/22; A41B 9/06  
See application file for complete search history.

(56) **References Cited**

U.S. PATENT DOCUMENTS

1,383,514	A *	7/1921	Baumblatt, Jr.	.....	A41B 1/08 2/124
D250,558	S *	12/1978	Morgan	.....	D2/717
5,652,961	A *	8/1997	Knight-Yurt	.....	A41D 13/0012 2/106
D463,092	S *	9/2002	Perez	.....	D2/717
D474,323	S *	5/2003	Carter	.....	D2/717
D628,773	S *	12/2010	Bengyak	.....	D2/840
D733,999	S *	7/2015	Parker	.....	D2/717
D736,494	S *	8/2015	Mellott	.....	D2/739
D741,044	S *	10/2015	Pasko	.....	D2/720
D756,597	S *	5/2016	Peerman	.....	D2/739
D759,351	S *	6/2016	Hancock	.....	D2/847
D765,345	S *	9/2016	Weiss	.....	D2/739
D771,908	S *	11/2016	Busch	.....	D2/739
D775,456	S *	1/2017	Braccia	.....	D2/840
D788,405	S *	6/2017	Walrich	.....	D2/739
D797,401	S *	9/2017	Jascomb	.....	D2/720

D801,631	S *	11/2017	Marino	.....	A41B 1/08 D2/720
D808,615	S *	1/2018	Kanka	.....	D2/739
2005/0193460	A1 *	9/2005	Moore	.....	A41D 13/0012 2/53
2006/0048265	A1 *	3/2006	Deadwyler	.....	A41B 9/06 2/115

(Continued)

*Primary Examiner* — Robin V Webster  
*Assistant Examiner* — James C Thorn, Sr.

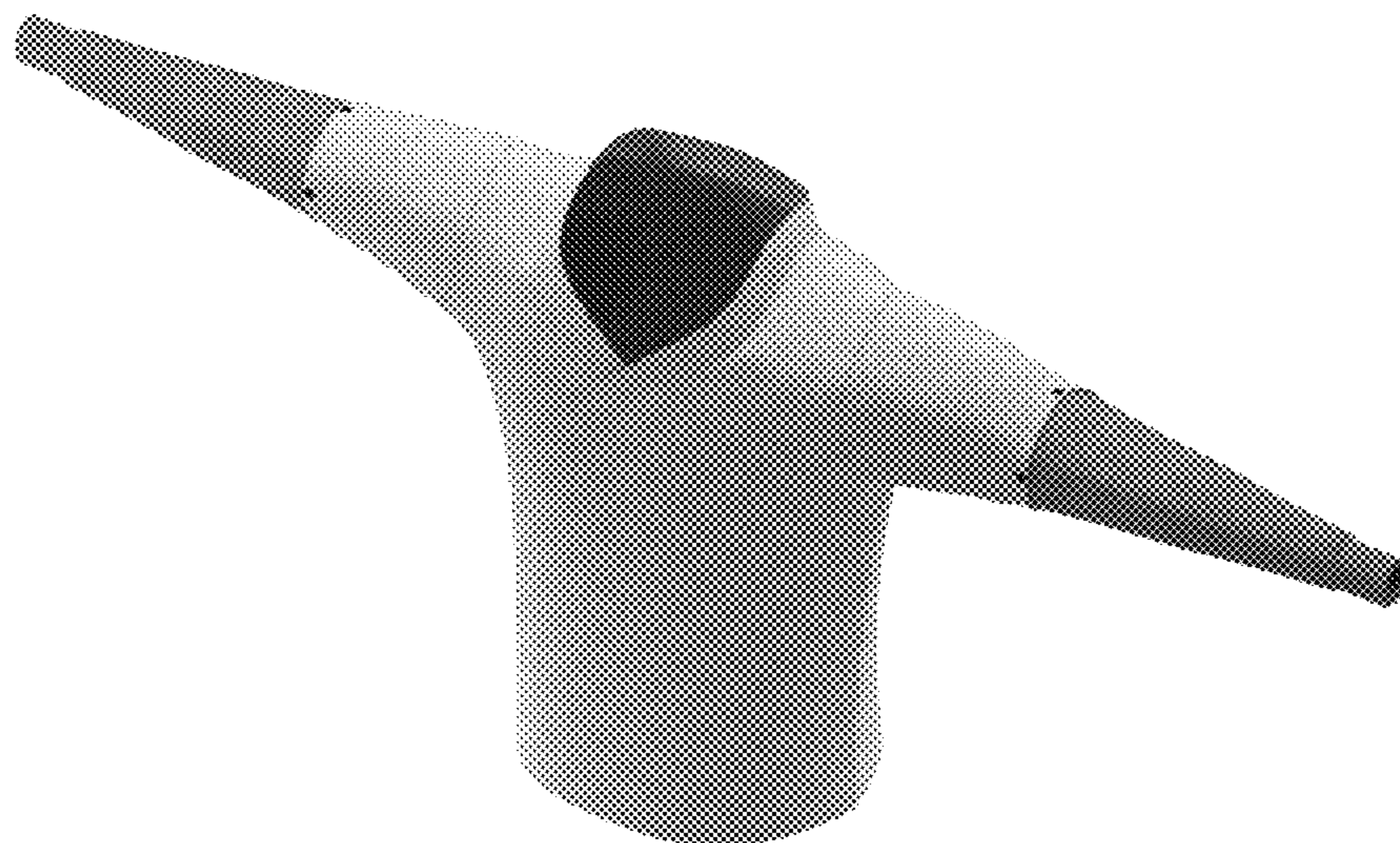
(57) **CLAIM**

The ornamental design for scrubs with removable sleeves, as shown and described.

**DESCRIPTION**

FIG. 1 is a perspective view of scrubs with removable sleeves, wherein a pair of sleeves is attached to a t-shirt body;  
FIG. 2 is a front elevational view thereof;  
FIG. 3 is a rear elevational view thereof;  
FIG. 4 is a left side elevational view thereof;  
FIG. 5 is a right side elevational view thereof;  
FIG. 6 is a top plan view thereof;  
FIG. 7 is a bottom plan view thereof; and  
FIG. 8 is a detail view thereof, showing the pair of sleeves being attached to the t-shirt body by a plurality of snaps.  
FIG. 9 is a perspective view of scrubs with removable sleeves, wherein the pair of sleeves is detached from the t-shirt body;  
FIG. 10 is a front elevational view thereof;  
FIG. 11 is a rear elevational view thereof;  
FIG. 12 is a left side elevational view thereof;  
FIG. 13 is a right side elevational view thereof;  
FIG. 14 is a top plan view thereof;  
FIG. 15 is a bottom plan view thereof; and,  
FIG. 16 is a detail view thereof, showing the pair of sleeves being detached from the t-shirt body.

**1 Claim, 16 Drawing Sheets**



(56)

**References Cited**

U.S. PATENT DOCUMENTS

2010/0242151 A1\* 9/2010 Mather ..... A41D 27/28  
2/115  
2014/0338091 A1\* 11/2014 Kenney ..... A41D 27/24  
2/69

\* cited by examiner



FIG. 1




FIG. 2




FIG. 3

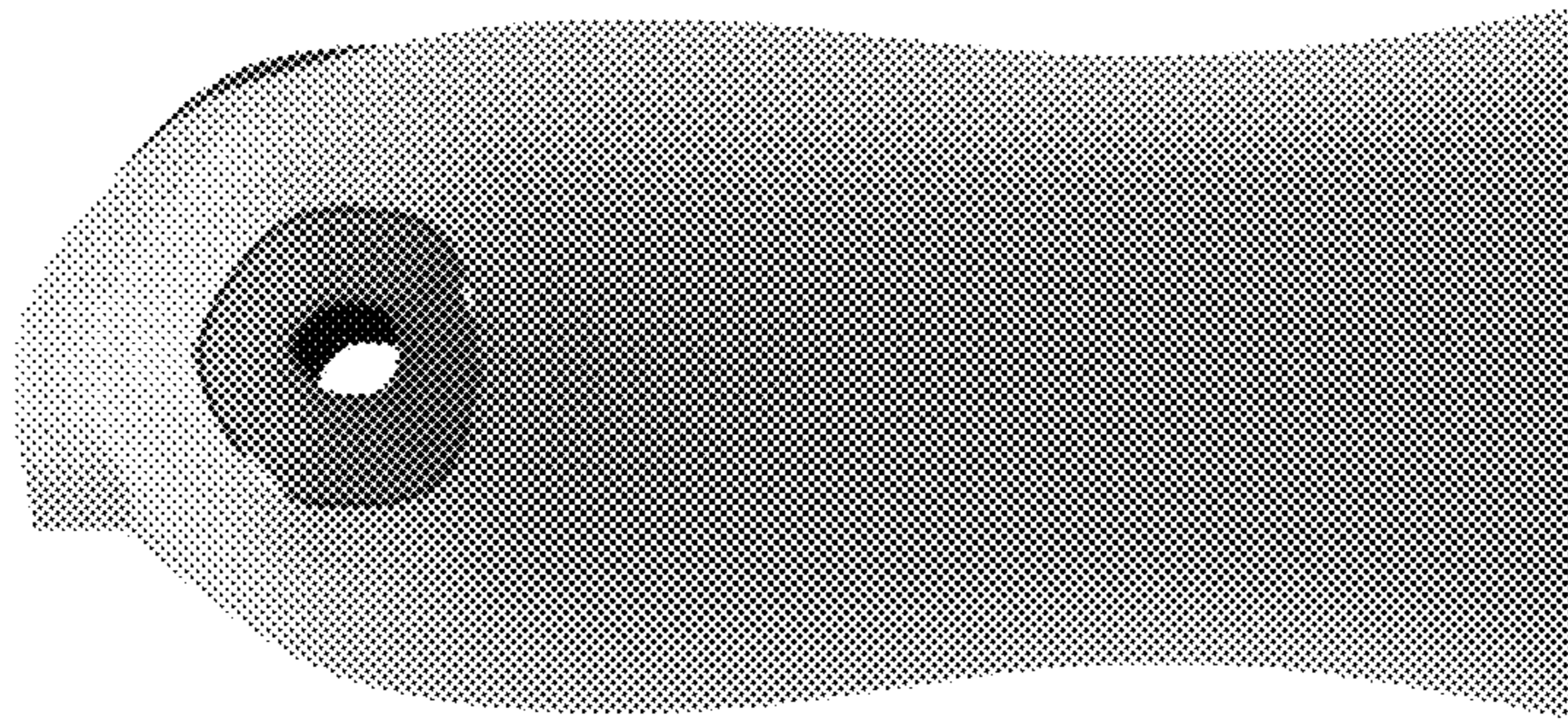


FIG. 4

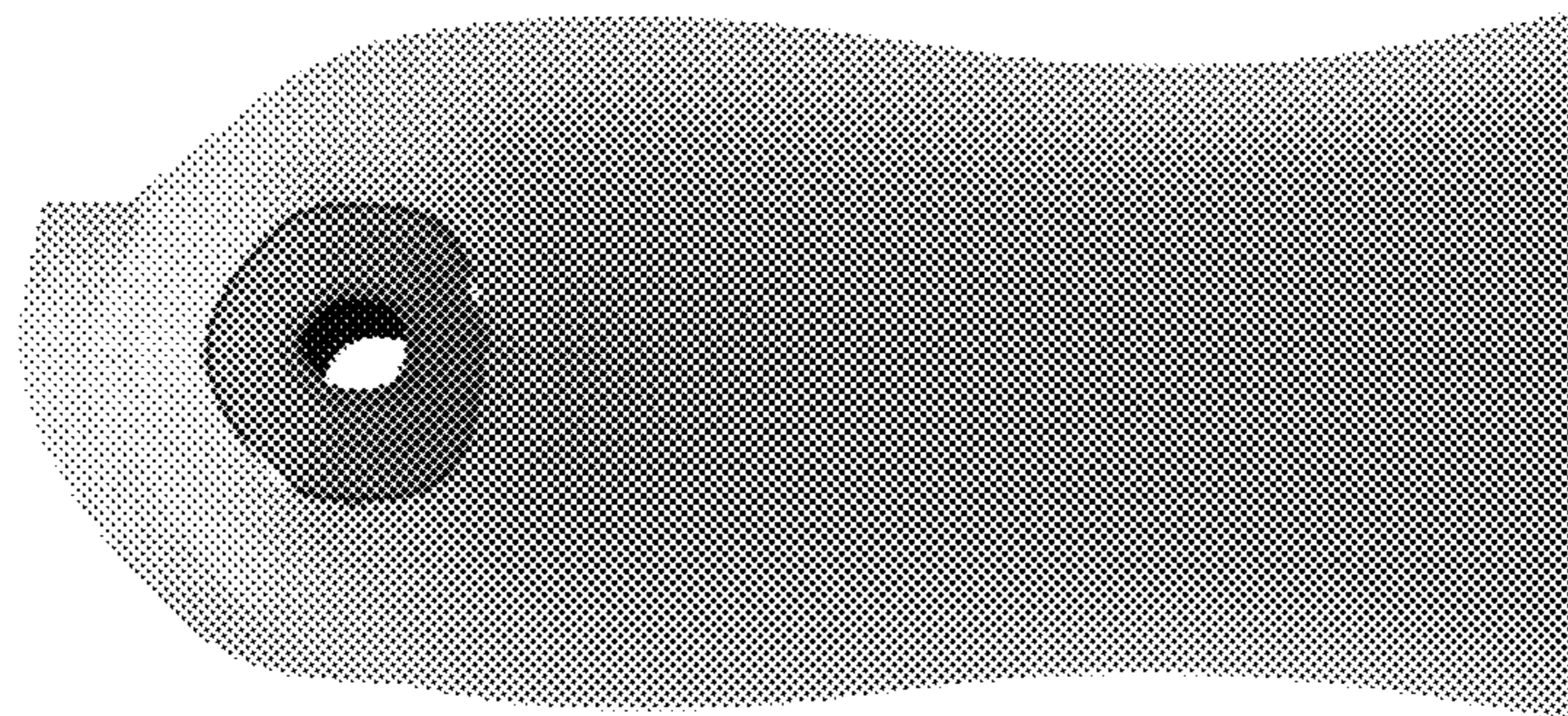


FIG. 5




FIG. 6






FIG. 7




FIG. 8



FIG. 9




FIG. 10




FIG. 11




FIG. 12




FIG. 13




FIG. 14






FIG. 15




FIG. 16