



US00D831291S

(12) **United States Design Patent** (10) **Patent No.:** **US D831,291 S**
Chenvainu (45) **Date of Patent:** **** *Oct. 16, 2018**

- (54) **WASTE DISPOSAL DEVICE COVER** 6,315,192 B1 * 11/2001 Marlow B65D 77/245
220/738
- (71) Applicant: **Edgewell Personal Care Brands, LLC, Chesterfield, MO (US)** D685,230 S * 7/2013 Hassman D7/624.2
D751,866 S * 3/2016 Sokoly D7/607
D762,423 S * 8/2016 Coplin D7/624.2
- (72) Inventor: **Alexander Chenvainu, Mahwah, NJ (US)** 9,493,302 B2 * 11/2016 Rouso B29C 66/1122
D796,768 S * 9/2017 Pinsonnault D34/10
2009/0127260 A1 * 5/2009 Rouso B65F 1/062
220/263
- (73) Assignee: **Edgewell Personal Care Brands, LLC., Chesterfield, MO (US)** 2016/0286994 A1 * 10/2016 Felty A47G 23/0216
2017/0224163 A1 * 8/2017 Yocum A47J 41/005

(*) Notice: This patent is subject to a terminal disclaimer.

* cited by examiner

(**) Term: **15 Years**

Primary Examiner — Cynthia Ramirez

Assistant Examiner — Gino Colan

(21) Appl. No.: **29/570,499**

(22) Filed: **Jul. 8, 2016**

(51) **LOC (11) Cl.** **09-09**

(52) **U.S. Cl.**
USPC **D34/10**

(58) **Field of Classification Search**
 USPC D34/1, 10; 220/903, 592.24, 737-739, 220/915.2, 902, 379, 6, 263; 215/11.6, 215/394; 224/148.3; D24/199; 150/901; D7/605, 624.2, 607; 62/457.1, 457.4, 62/457.8, 529; D9/444
 CPC B65D 81/3876; B65D 23/0871; B65D 25/20; B65D 2203/02; B65D 23/0878; B65D 2519/00711; B65D 59/04; B65C 3/065; B65C 3/08; A47G 2023/0291; A47G 19/2288

See application file for complete search history.

(56) **References Cited**

U.S. PATENT DOCUMENTS

- 4,838,466 A * 6/1989 Holmstrom A45F 3/16
220/379
- 6,059,140 A * 5/2000 Hicks B65D 81/3879
220/6


(57) **CLAIM**

The ornamental design for a waste disposal device cover, as shown and described.

DESCRIPTION

FIG. 1 is a front perspective view of a waste disposal device cover showing my new design;
 FIG. 2 is a front elevation view thereof;
 FIG. 3 is a back elevation view thereof;
 FIG. 4 is a right side elevation view thereof;
 FIG. 5 is a left side elevation view thereof;
 FIG. 6 is a top plan view thereof; and,
 FIG. 7 is a bottom plan view thereof.
 The stippled shading in the figures is fragmentarily shown for convenience of illustration, it being understood that the stippled shading is uniformly continued over the surface on which it appears.

1 Claim, 4 Drawing Sheets



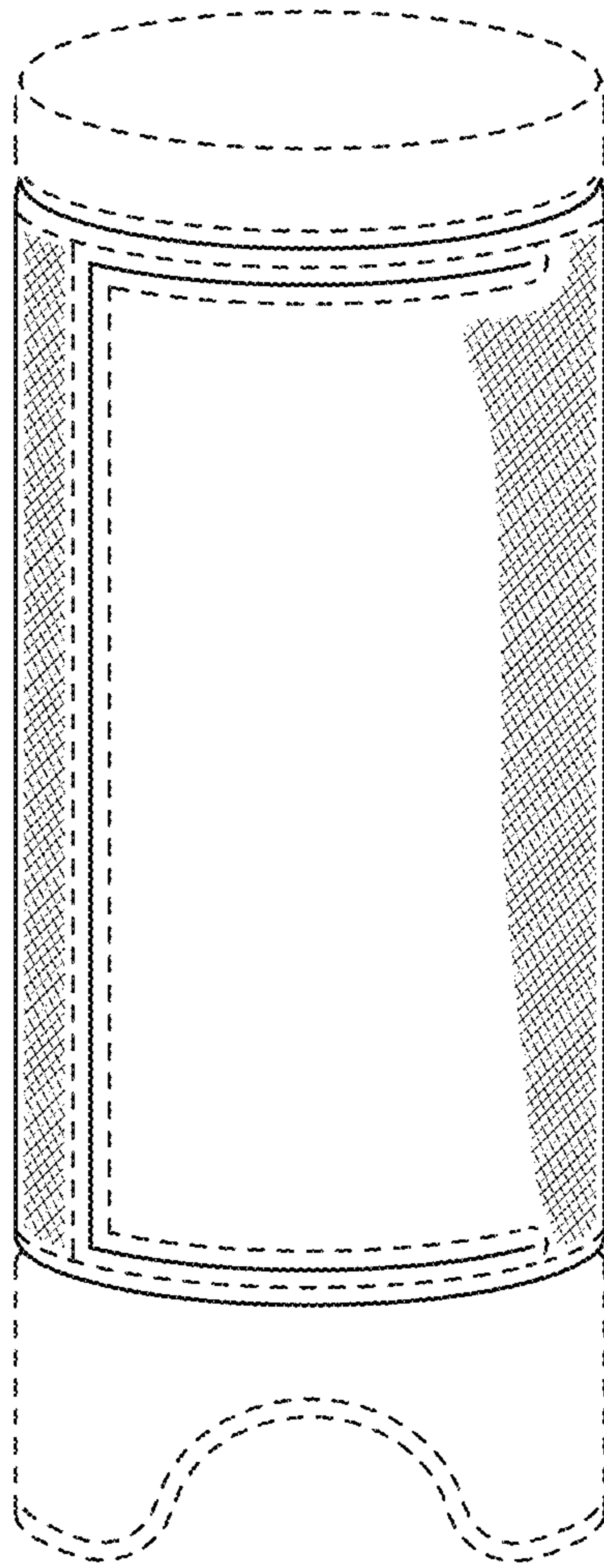


FIG. 1

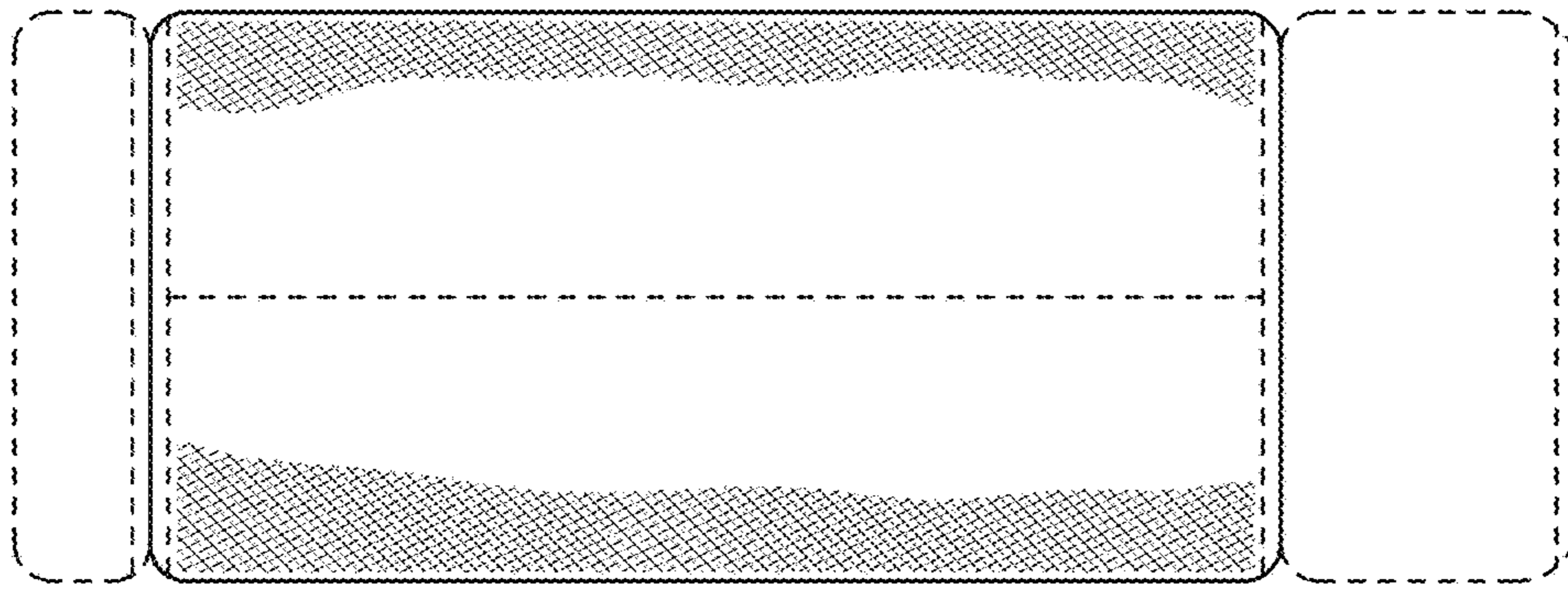


FIG. 3

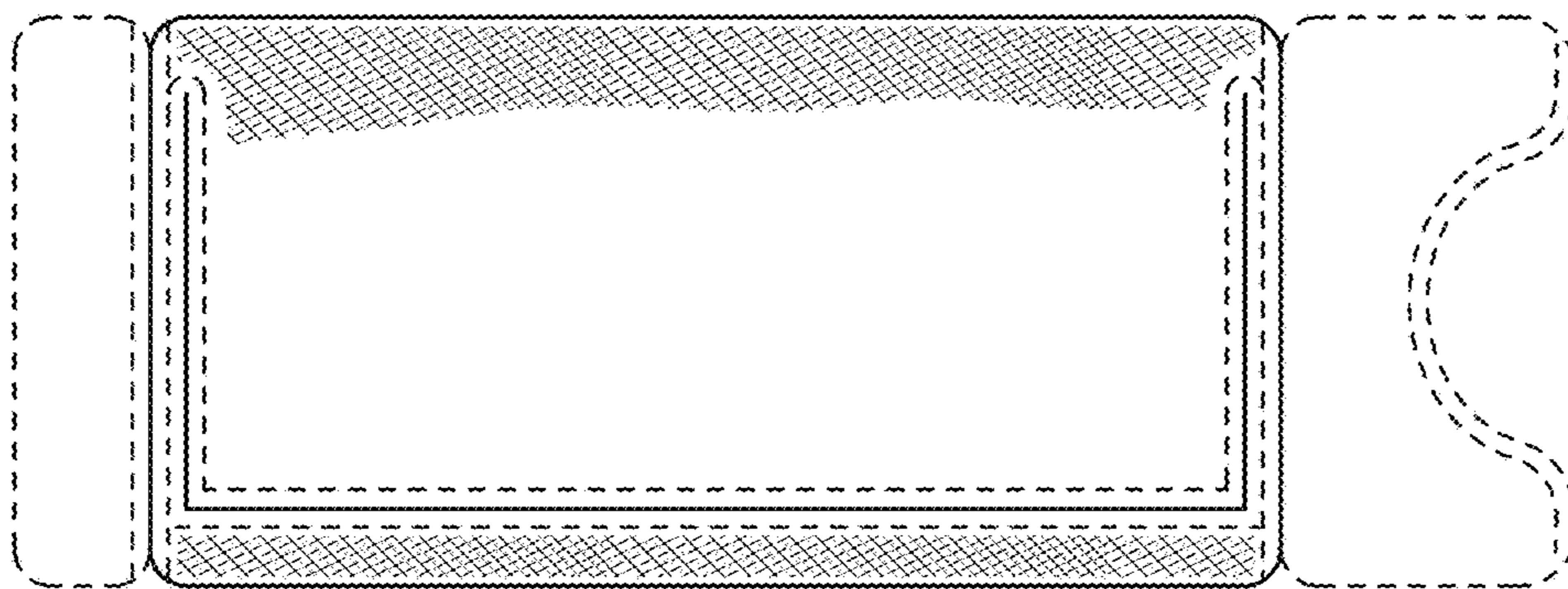


FIG. 2

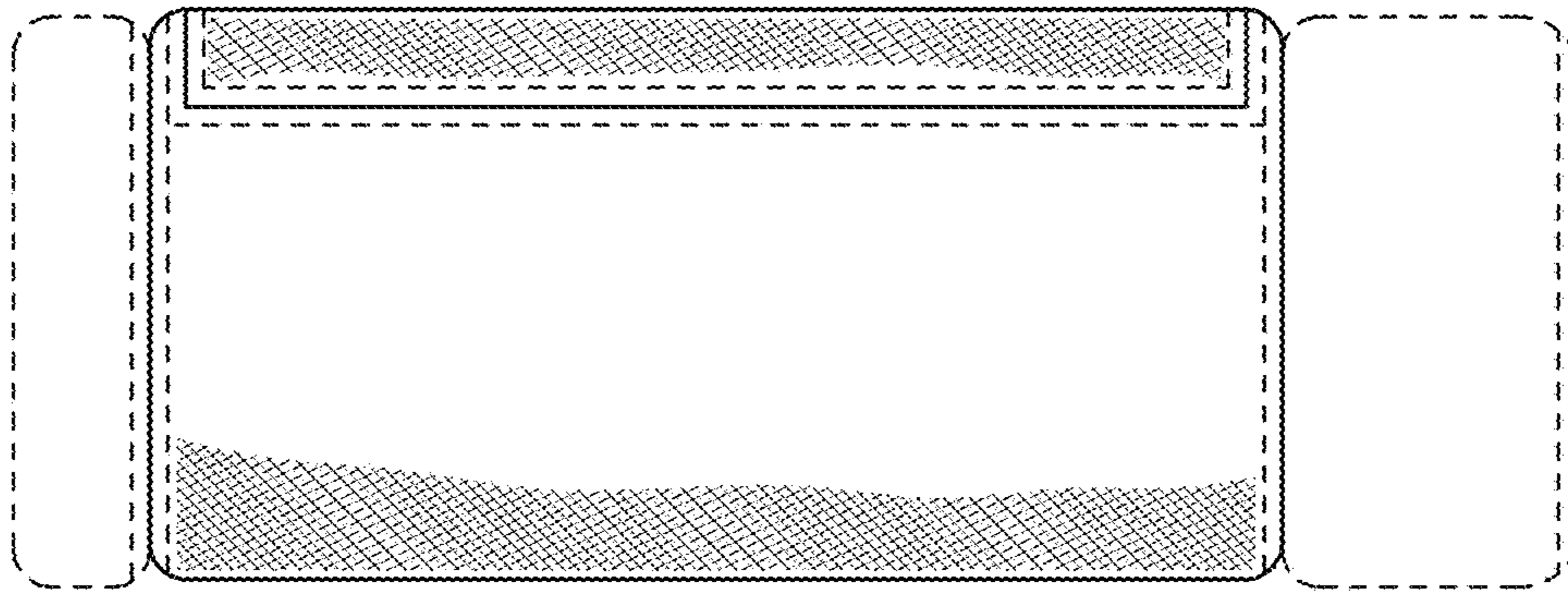


FIG. 5

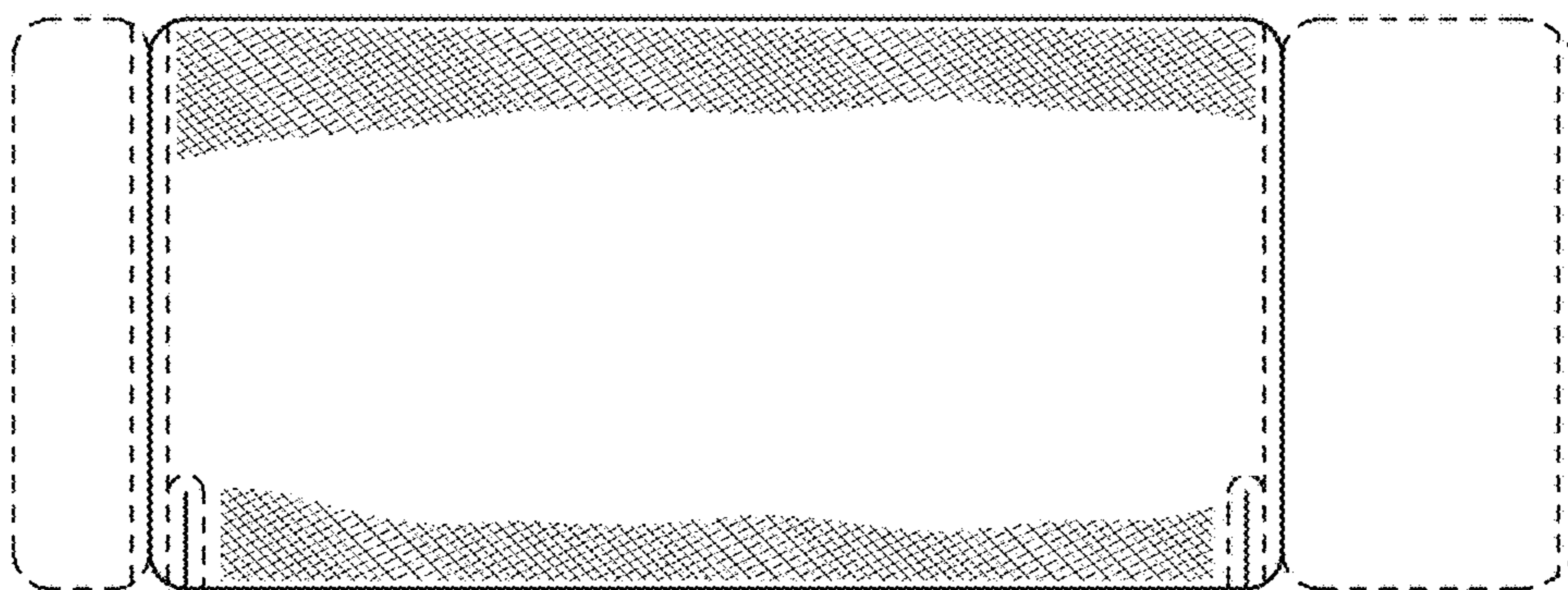


FIG. 4

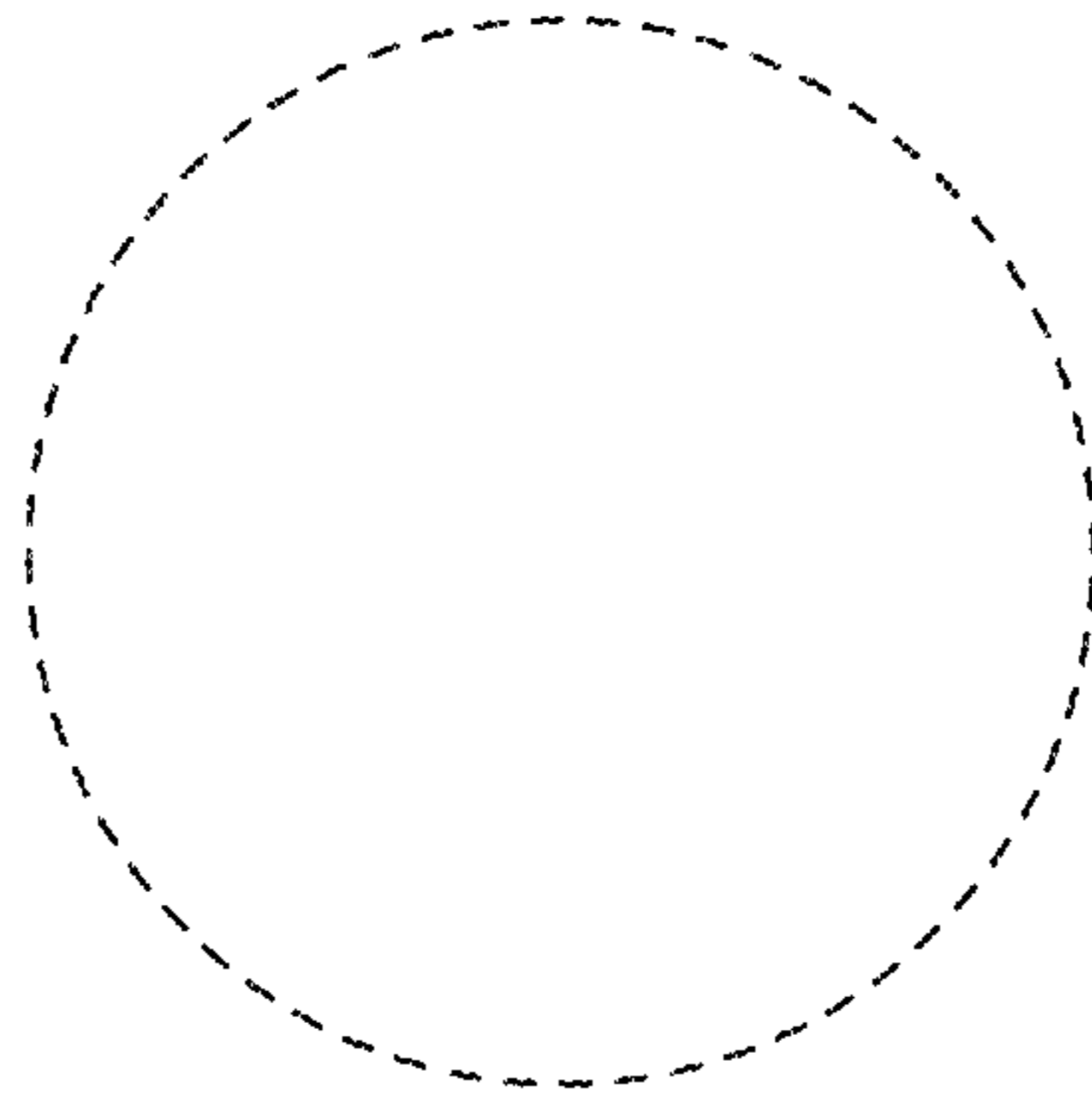


FIG. 6

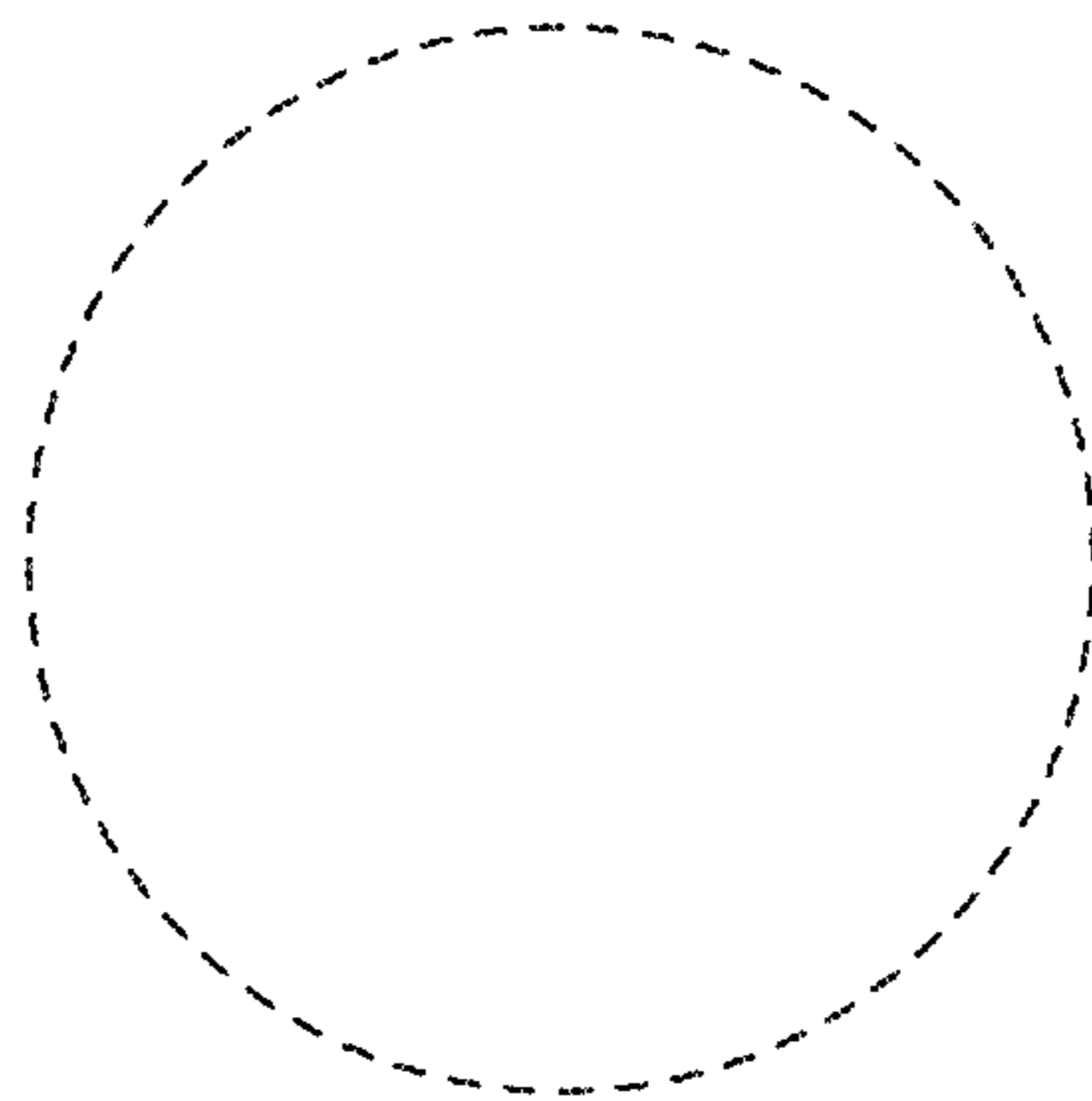


FIG. 7