



US00D831281S

(12) **United States Design Patent**  
**Nimura**

(10) **Patent No.:** **US D831,281 S**  
(45) **Date of Patent:** **\*\* Oct. 16, 2018**

(54) **HELMET**  
(71) Applicant: **SHOEI CO., LTD.**, Taito-ku, Tokyo (JP)  
(72) Inventor: **Taku Nimura**, Tokyo (JP)  
(73) Assignee: **SHOEI CO., LTD.**, Tokyo (JP)  
(\*\*) Term: **15 Years**

9,032,548 B2 \* 5/2015 Isobe ..... A42B 3/226  
2/10  
D747,556 S 1/2016 Fujita  
D751,767 S 3/2016 Shida  
D752,821 S \* 3/2016 Bologna ..... D29/122  
D769,543 S \* 10/2016 Patel ..... D29/122  
D796,117 S \* 8/2017 Shida ..... D29/107  
D803,483 S \* 11/2017 Bologna ..... D29/122

(21) Appl. No.: **29/626,494**  
(22) Filed: **Nov. 17, 2017**

**OTHER PUBLICATIONS**

Notice of allowance for U.S. Appl. No. 29/626,498, filed Nov. 17, 2017 to Taku Nimura; dated Jun. 6, 2018, 7 pgs.

\* cited by examiner

(30) **Foreign Application Priority Data**

May 19, 2017 (JP) ..... 2017-010744

(51) **LOC (11) Cl.** ..... **29-02**

(52) **U.S. Cl.**  
USPC ..... **D29/122**

(58) **Field of Classification Search**  
USPC ..... D29/100, 102, 106, 108, 110, 122;  
D2/865, 880, 881; 2/455, 456, 410, 7,  
2/8.2, 424, 425, 9, 468, 171, 205, 206;  
128/201.23, 857

CPC .... A41D 13/05; A41D 13/11; A41D 13/1107;  
A41D 13/1161; A41D 13/113; A41D  
13/1138; A41D 13/1146; A42B 3/18;  
A42B 3/20; A42B 3/205; A42B 3/32;  
A42B 3/326; A42B 3/00; A42B 3/04;  
A42B 3/0406; A42B 3/08; A42B 3/085;  
A42B 1/008; A61F 9/06; A63B 71/08;  
A63B 7/085; A63B 71/10; A63B 71/12;  
A63B 71/1291

See application file for complete search history.

*Primary Examiner* — Randall H Gholson  
(74) *Attorney, Agent, or Firm* — Cantor Colburn LLP

(57) **CLAIM**

The ornamental design for a helmet, as shown and described.

**DESCRIPTION**

FIG. 1 is a front, top and right side perspective view of a helmet showing my new design;  
FIG. 2 is a rear, top and left side perspective view thereof;  
FIG. 3 is a front view thereof;  
FIG. 4 is a rear view thereof;  
FIG. 5 is a top plan view thereof;  
FIG. 6 is a right side view thereof; and,  
FIG. 7 is a left side view thereof.

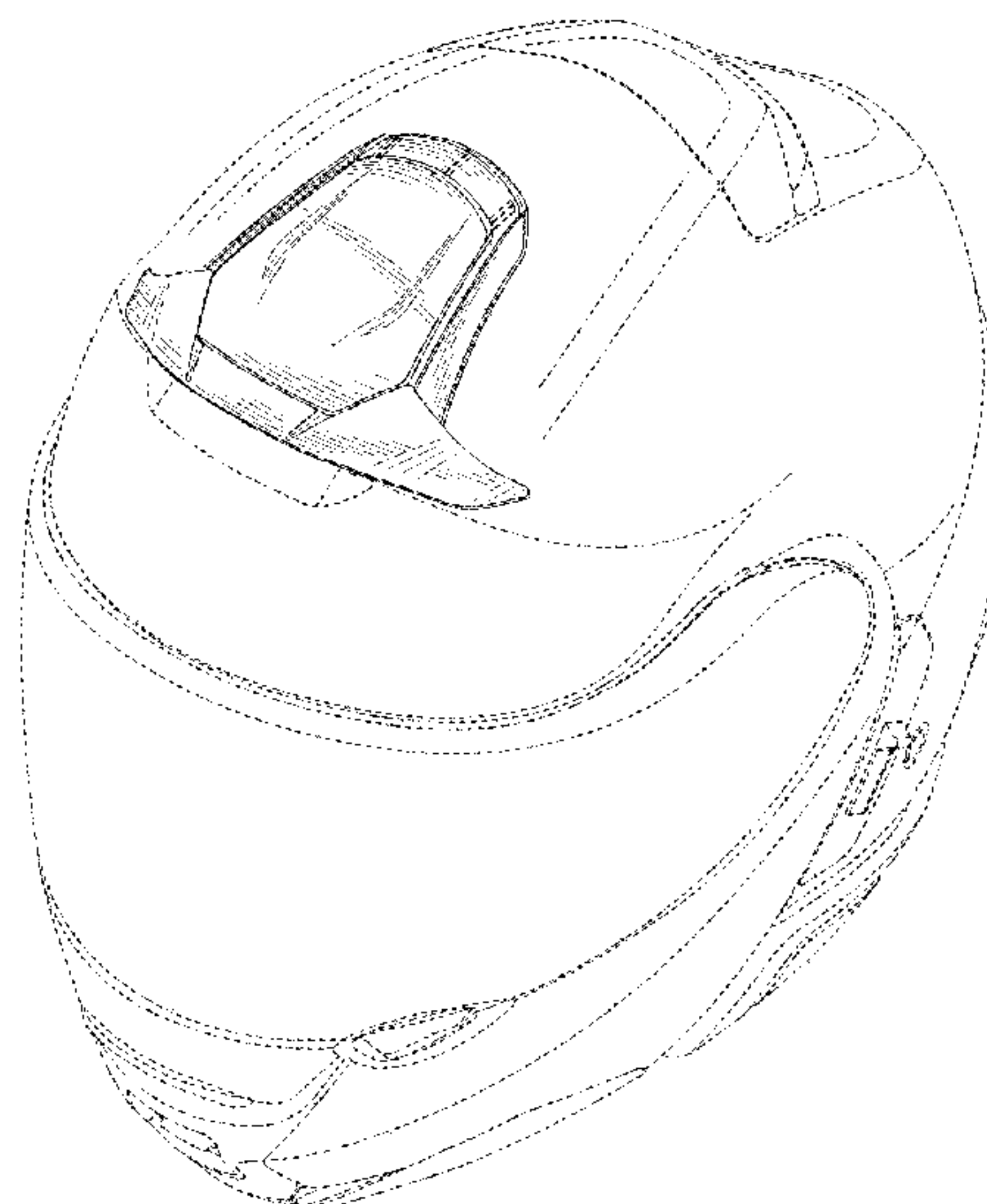
The bottom plan view of the helmet is omitted since it is unornamented and forms no part of the claimed design. The broken lines illustrate portions of the helmet and form no part of the claimed design.

(56) **References Cited**

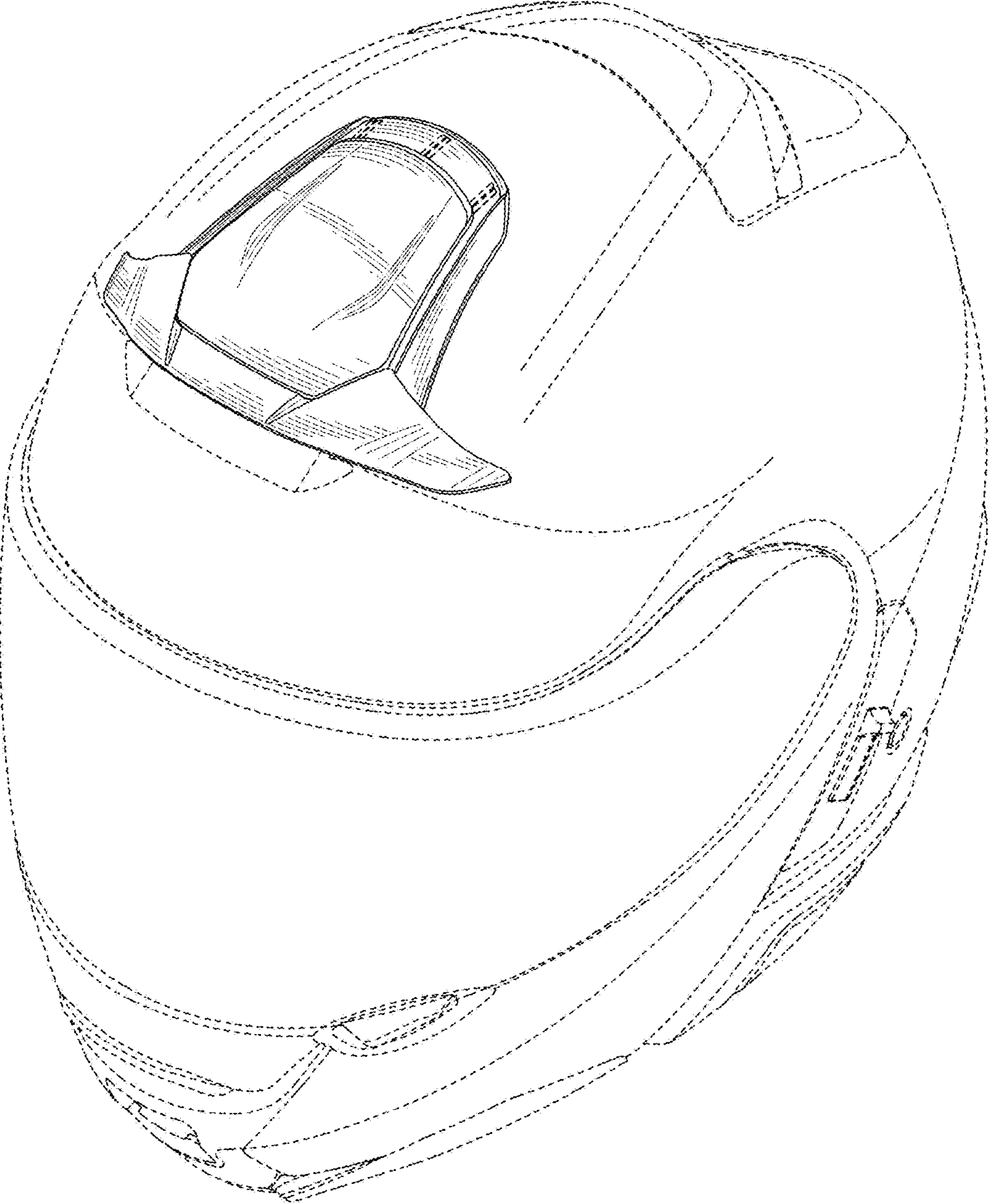
**U.S. PATENT DOCUMENTS**

D632,439 S 2/2011 Lebel et al.  
D711,051 S 8/2014 Noordzij et al.


**1 Claim, 7 Drawing Sheets**



**FIG. 1**

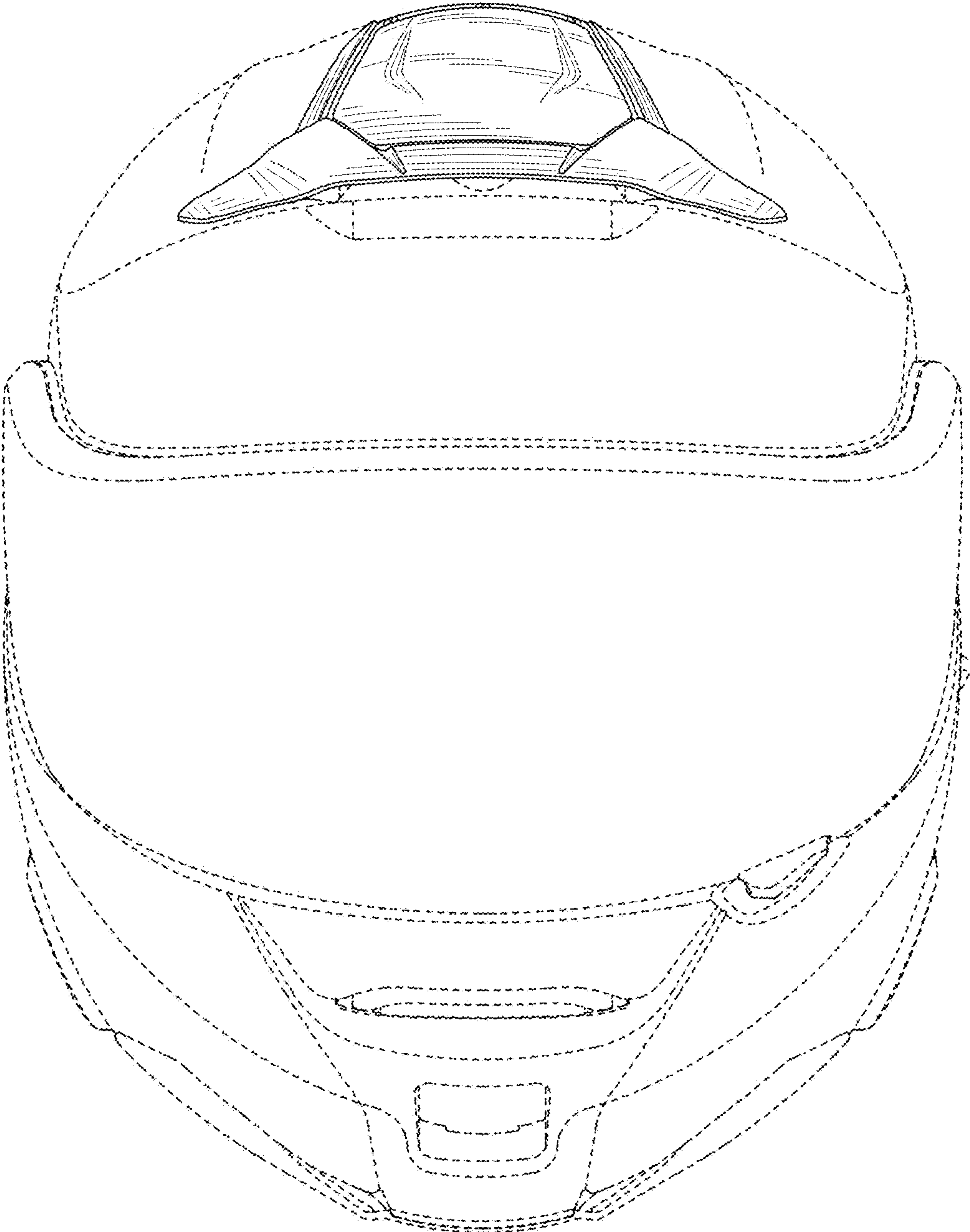


**FIG. 2**

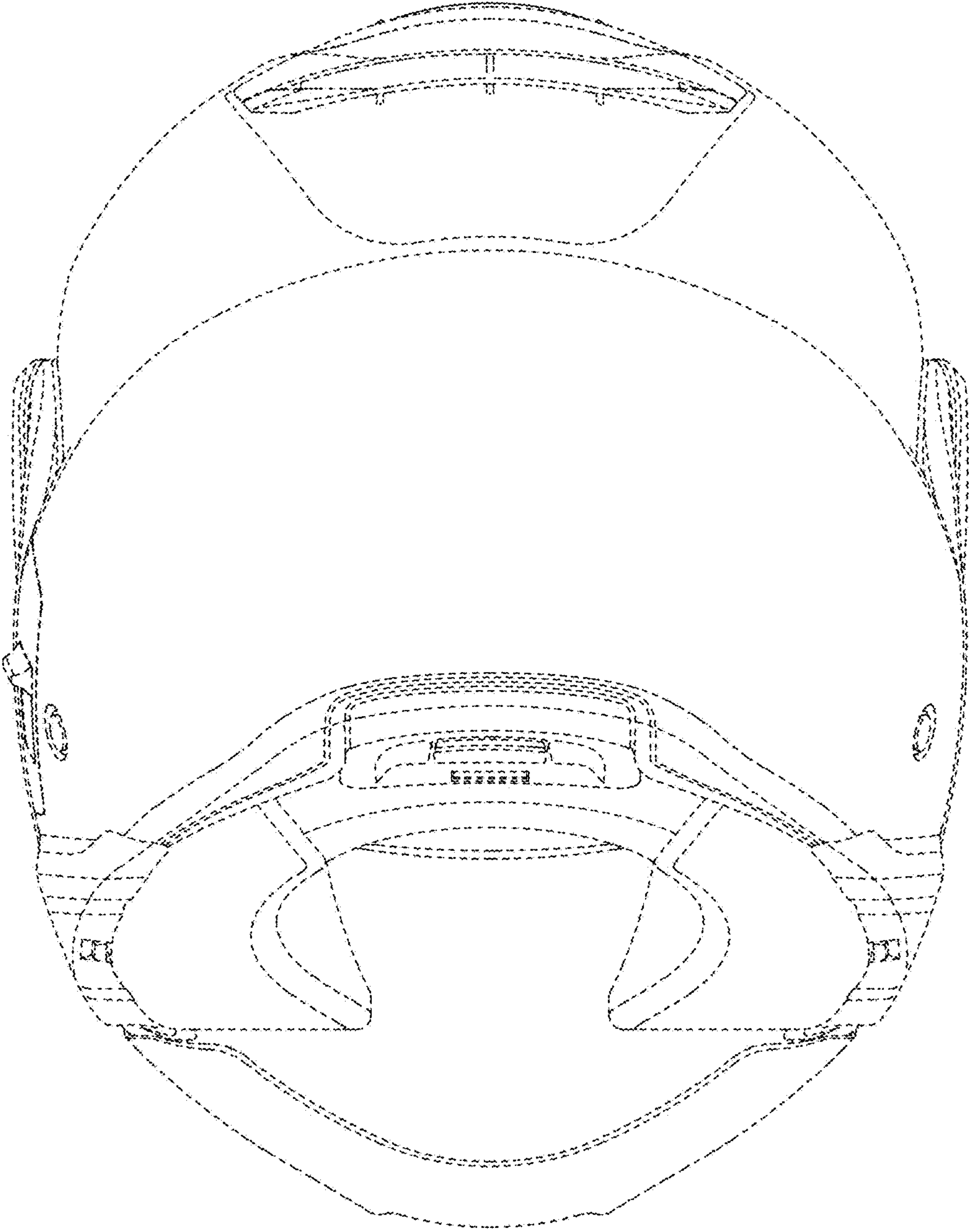




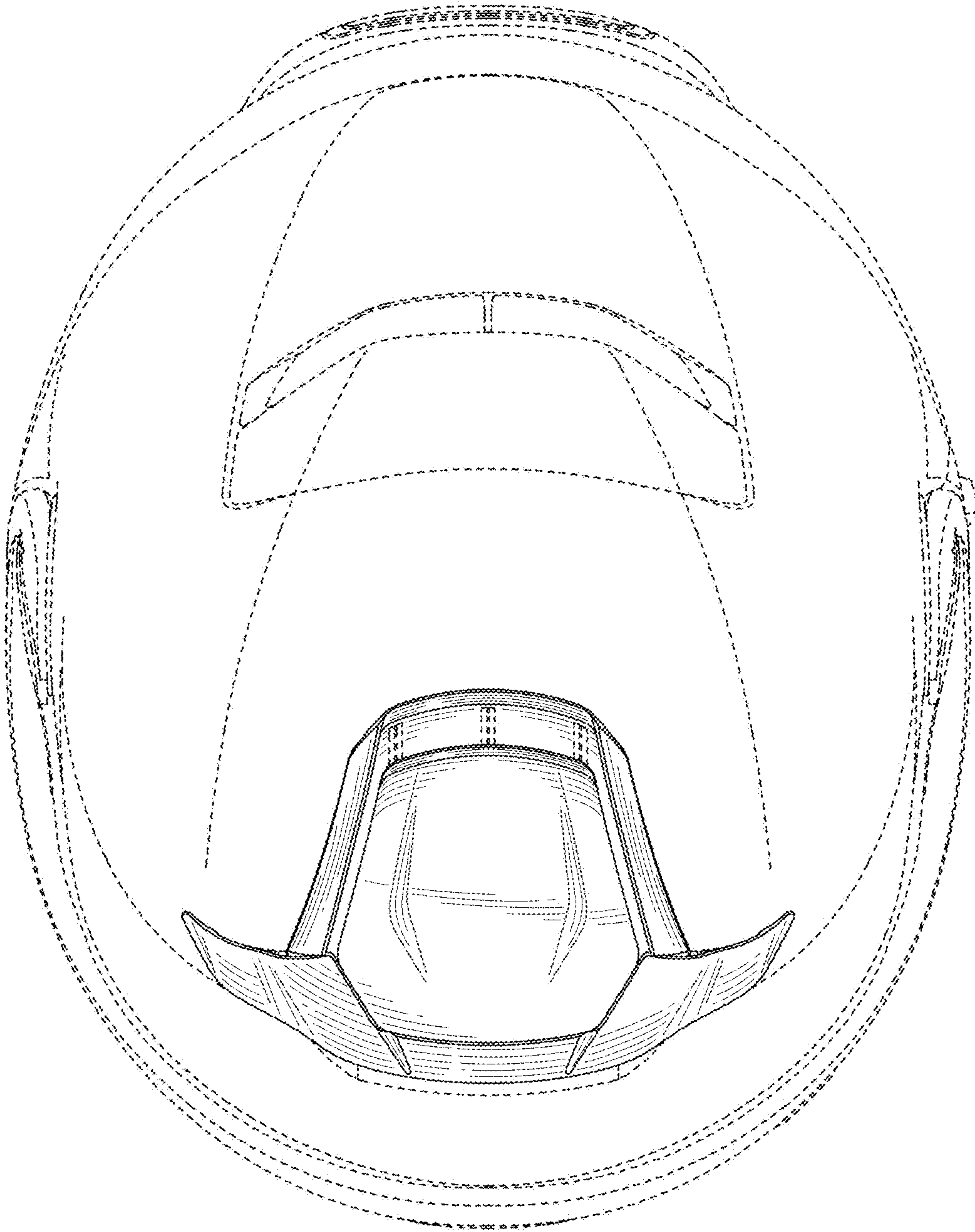
**FIG. 3**



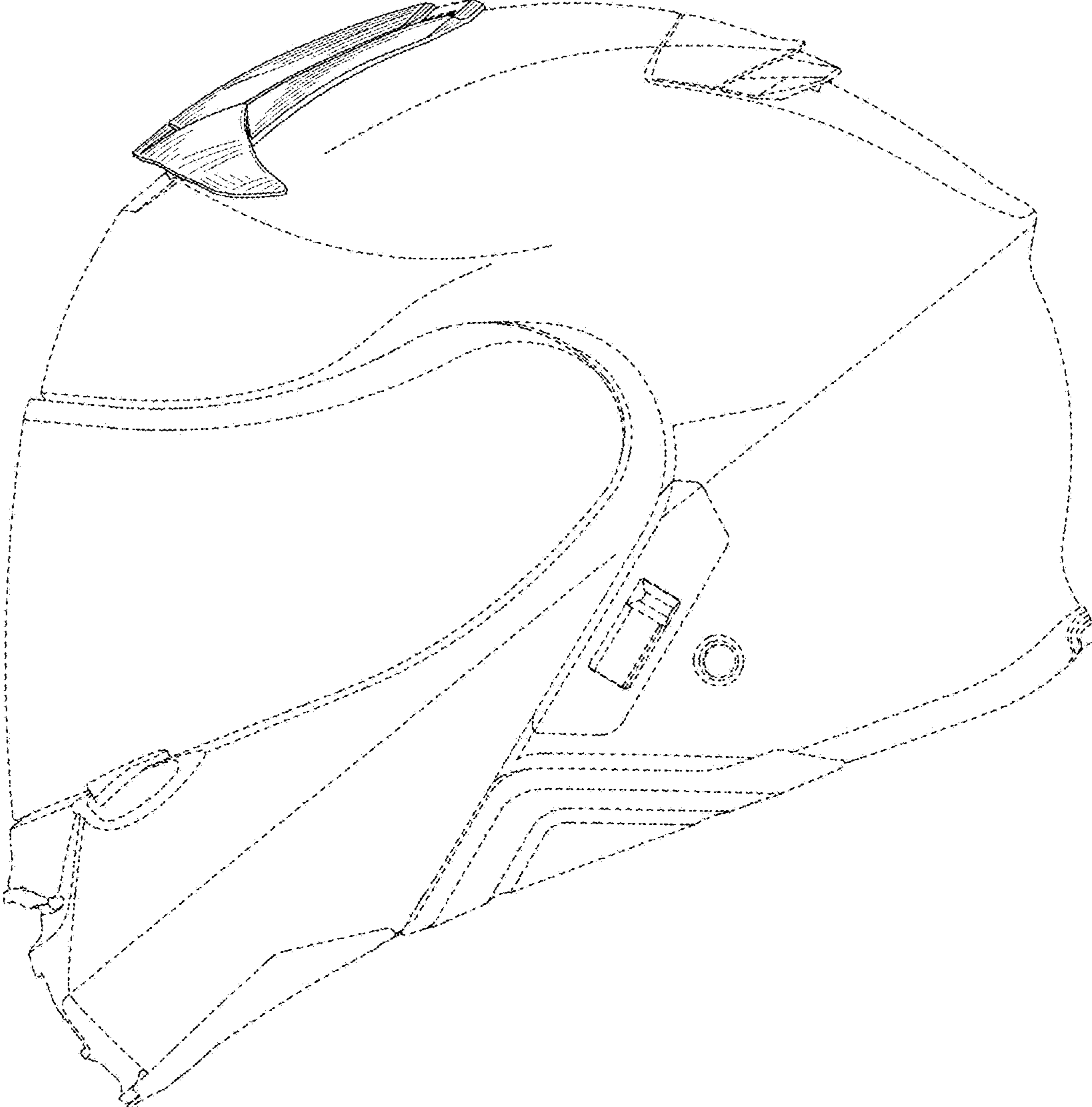
**FIG. 4**



**FIG. 5**



**FIG. 6**



**FIG. 7**

