



US00D831272S

(12) **United States Design Patent** (10) **Patent No.:** **US D831,272 S**
Qiu (45) **Date of Patent:** **** Oct. 16, 2018**

(54) **ELECTRONIC CIGARETTE**
(71) Applicant: **Changzhou Patent Electronic Technology Co., LTD**, Changzhou, Jiangsu (CN)
(72) Inventor: **Weihua Qiu**, Jiangsu (CN)
(73) Assignee: **CHANGZHOU PATENT ELECTRONIC TECHNOLOGY CO., LTD**, Changzhou, Jiangsu (CN)
(**) Term: **15 Years**
(21) Appl. No.: **29/600,845**
(22) Filed: **Apr. 17, 2017**

D724,264 S * 3/2015 Chambers D27/101
D741,178 S * 10/2015 Higareda D9/523
D741,179 S * 10/2015 Higareda D9/523
D783,805 S * 4/2017 Milton-Edwards D24/110
D799,111 S * 10/2017 Qiu D27/101
D799,744 S * 10/2017 Qiu D27/101
D800,381 S * 10/2017 Chen D27/167
D805,248 S * 12/2017 Chen D27/170
D806,942 S * 1/2018 Qiu D27/101

* cited by examiner

Primary Examiner — Susan Bennett Hattan
Assistant Examiner — Rebecca Tsehaye
(74) *Attorney, Agent, or Firm* — Novick, Kim & Lee, PLLC; Allen Xue; Hyun Woo Shin

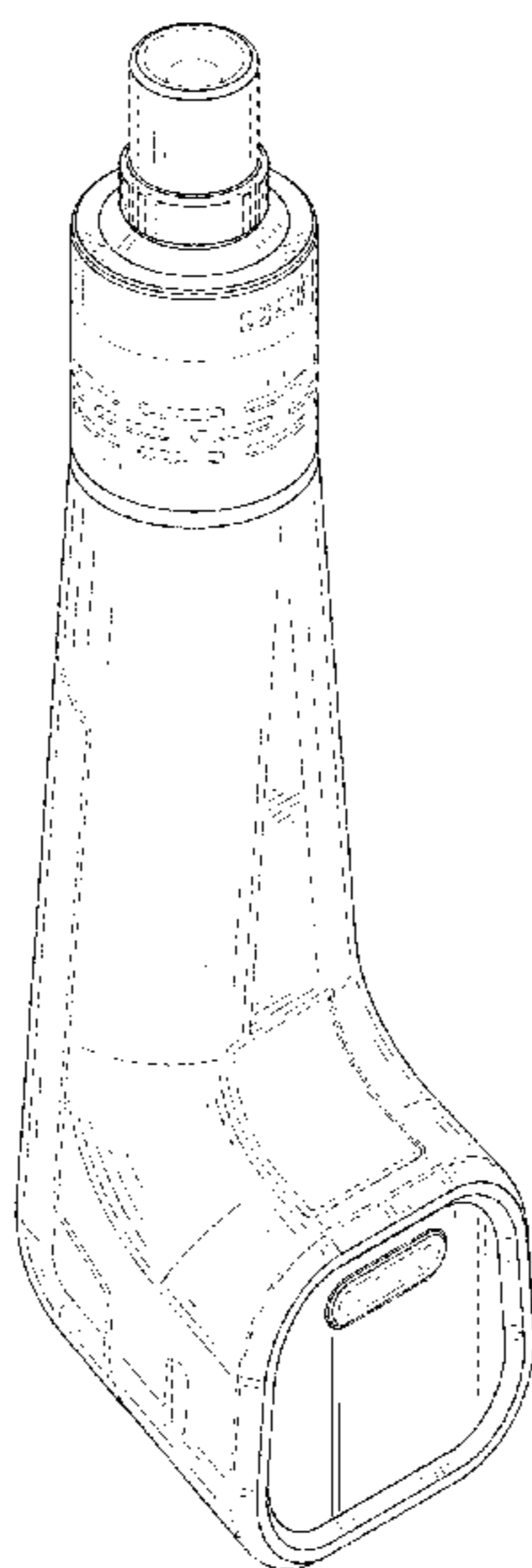
(30) **Foreign Application Priority Data**
Feb. 27, 2017 (CN) 2017 3 0051335
(51) **LOC (11) Cl.** **27-02**
(52) **U.S. Cl.**
USPC **D27/162**
(58) **Field of Classification Search**
USPC D27/100, 101, 106, 108, 161, 162, 163, D27/165-172, 174, 175, 183, 186-190, D27/193, 194, 195, 131, 141, 142, 152, D27/153, 160; D24/110; 131/273, 274, 131/191, 330, 329, 328; 128/202.21, 128/203.12; D9/516, 522, 523, 572
CPC A24F 47/002; A24F 47/004; A24F 47/006; A24F 47/008; A61M 15/06
See application file for complete search history.

(57) **CLAIM**
I claim the ornamental design for an electronic cigarette, as shown and described.

(56) **References Cited**
U.S. PATENT DOCUMENTS
D720,497 S * 12/2014 Alima D27/101
D722,269 S * 2/2015 Hughes D9/516

DESCRIPTION
FIG. 1 is a top front left perspective view of an electronic cigarette showing my new design;
FIG. 2 is a bottom rear left perspective view thereof;
FIG. 3 is a front elevational view thereof;
FIG. 4 is a rear elevational view thereof;
FIG. 5 is a left side elevational view thereof;
FIG. 6 is a right side elevational view thereof;
FIG. 7 is a top plan view thereof; and,
FIG. 8 is a bottom plan view thereof.
The broken lines shown in the drawings depict portions of the electronic cigarette which form no part of the claimed design.

1 Claim, 8 Drawing Sheets



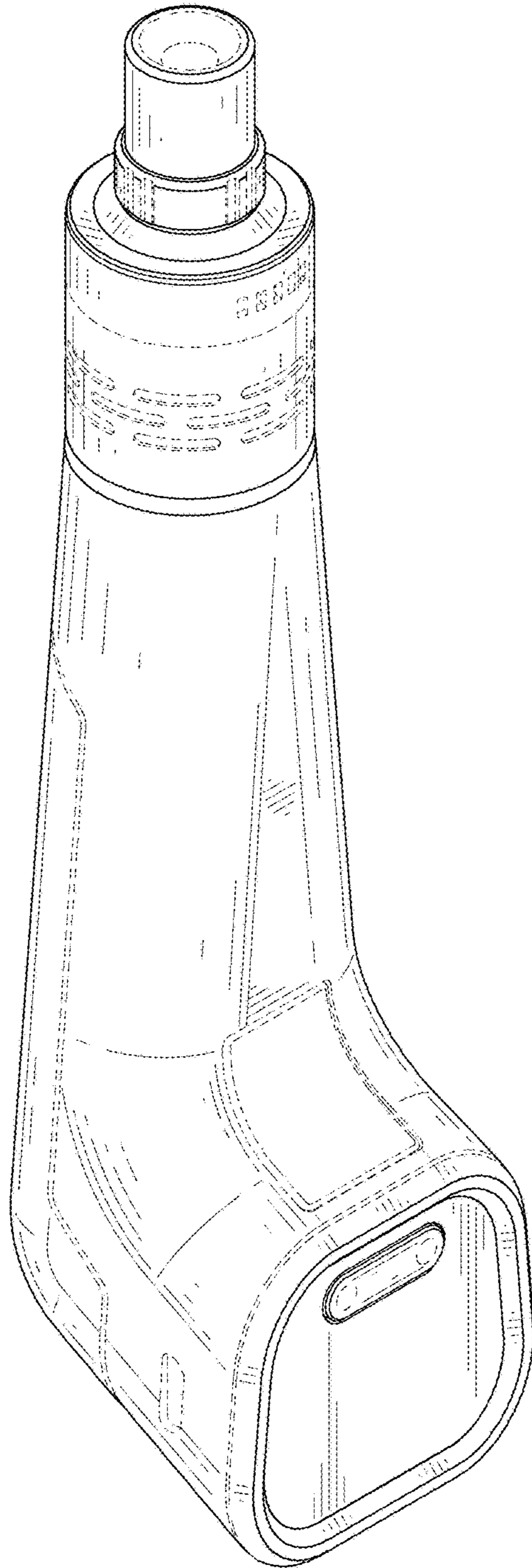


FIG. 1

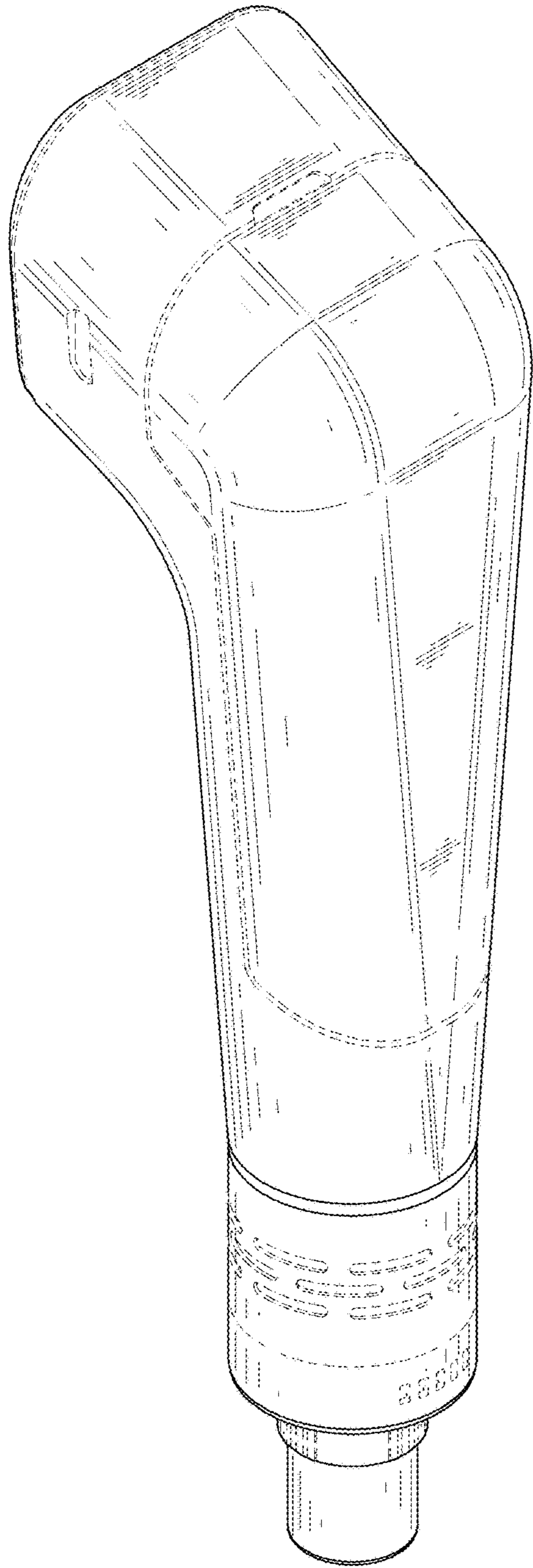


FIG. 2

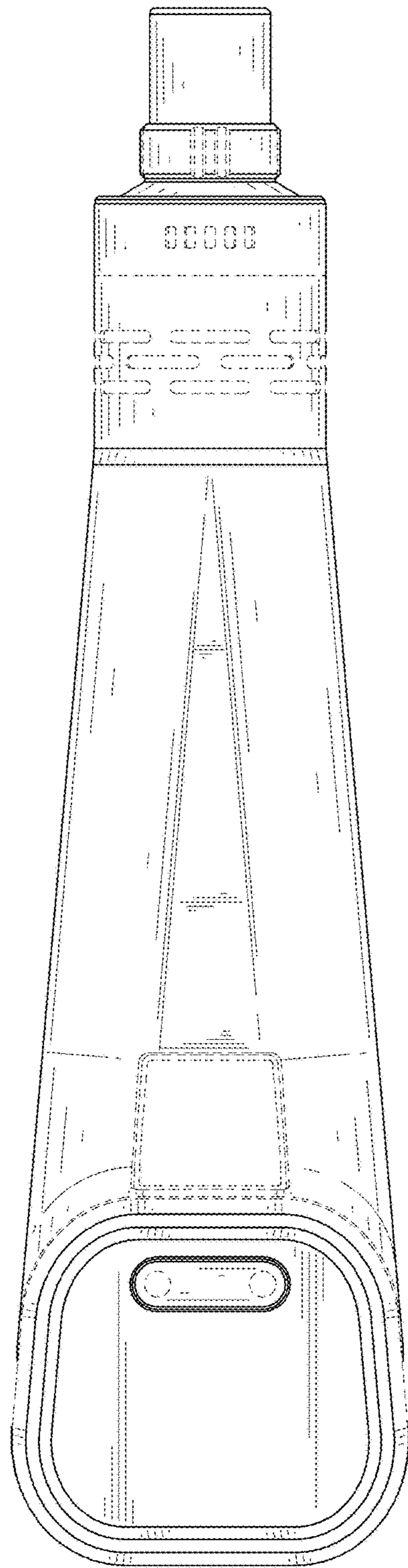


FIG. 3

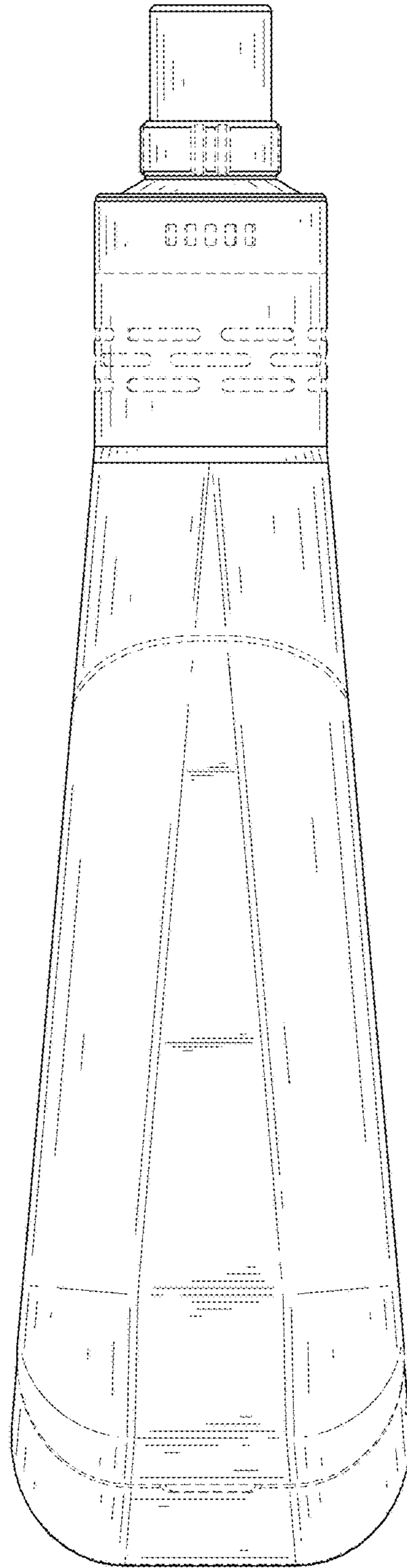


FIG. 4

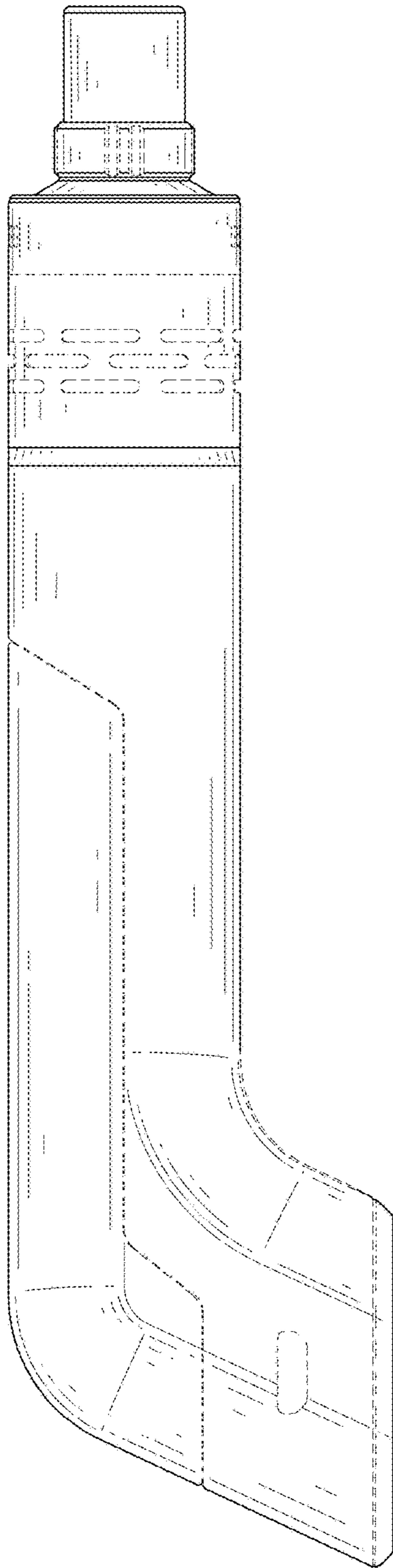


FIG. 5

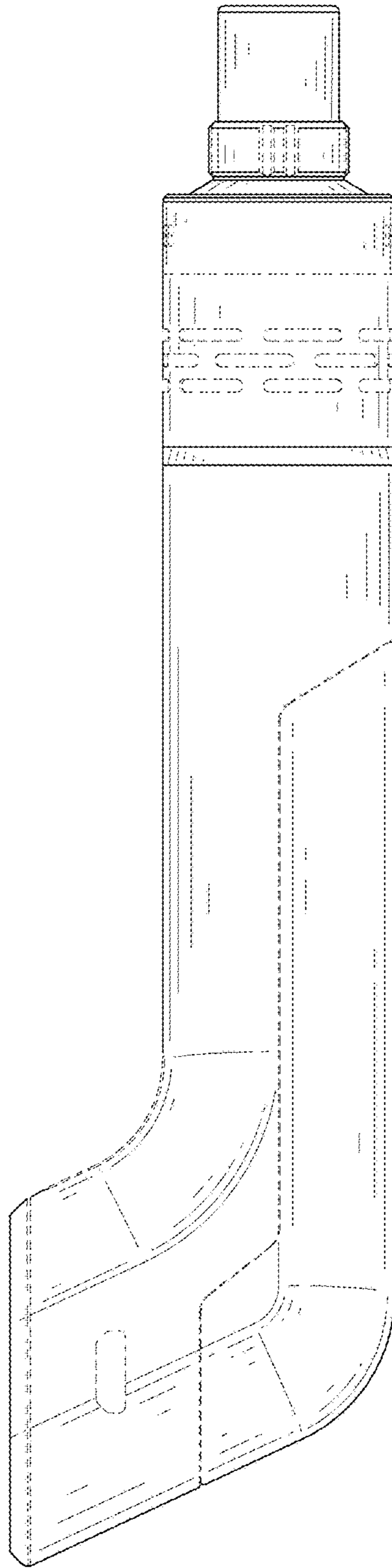


FIG. 6

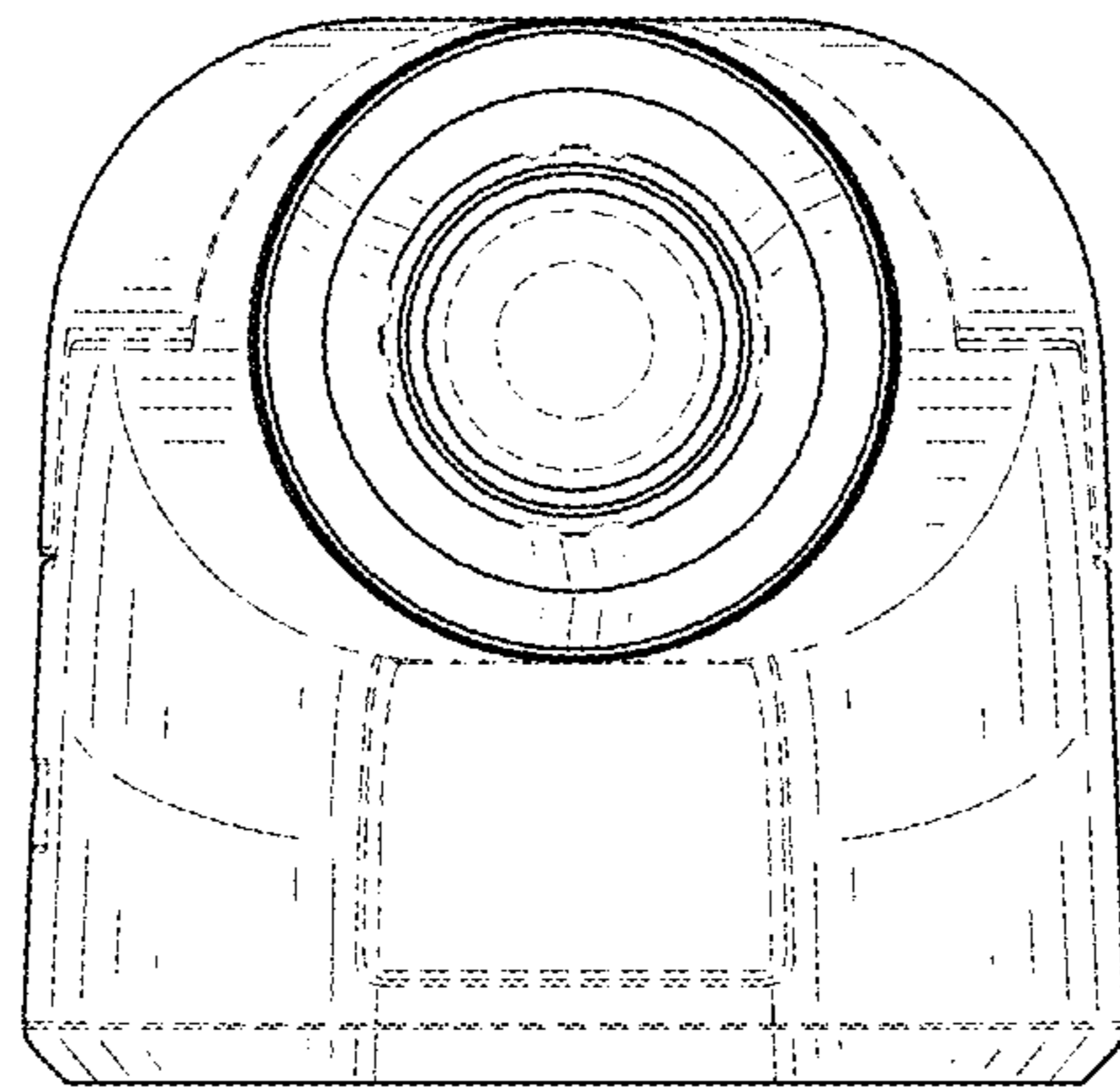


FIG. 7

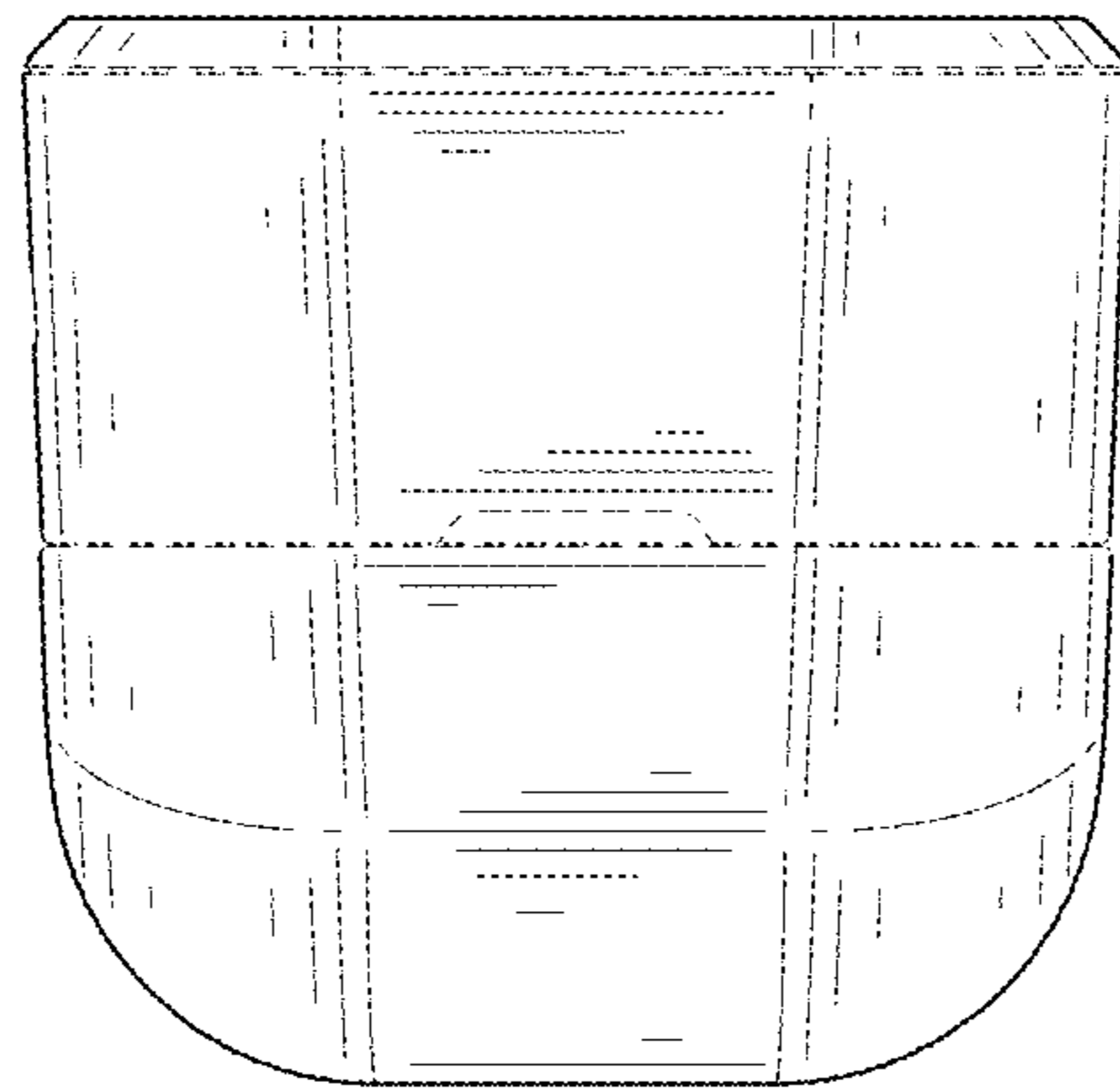


FIG. 8