



US00D831271S

(12) **United States Design Patent** (10) **Patent No.:** **US D831,271 S**  
**Qiu** (45) **Date of Patent:** **\*\* Oct. 16, 2018**

(54) **ELECTRONIC CIGARETTE**  
(71) Applicant: **Changzhou Patent Electronic Technology Co., LTD**, Changzhou, Jiangsu (CN)  
(72) Inventor: **Weihua Qiu**, Jiangsu (CN)  
(73) Assignee: **CHANGZHOU PATENT ELECTRONIC TECHNOLOGY CO., LTD**, Changzhou, Jiangsu (CN)  
(\*\*) Term: **15 Years**

D741,178 S \* 10/2015 Higareda ..... D9/523  
D741,179 S \* 10/2015 Higareda ..... D9/523  
D759,303 S \* 6/2016 Afridi ..... D27/101  
D775,527 S \* 1/2017 Blachford ..... D9/522  
D792,643 S \* 7/2017 Wong ..... D27/101  
D797,507 S \* 9/2017 Jones ..... D7/509  
D799,110 S \* 10/2017 Qiu ..... D27/101  
D799,111 S \* 10/2017 Qiu ..... D27/101  
D799,113 S \* 10/2017 Qiu ..... D27/101  
D799,744 S \* 10/2017 Qiu ..... D27/101  
D805,248 S \* 12/2017 Chen ..... D27/170  
D806,942 S \* 1/2018 Qiu ..... D27/101  
D807,576 S \* 1/2018 Liu ..... D27/163  
D808,071 S \* 1/2018 Folkerts ..... D27/101

\* cited by examiner

(21) Appl. No.: **29/600,767**  
(22) Filed: **Apr. 14, 2017**  
(30) **Foreign Application Priority Data**

*Primary Examiner* — Susan Bennett Hattan  
*Assistant Examiner* — Rebecca Tsehaye  
(74) *Attorney, Agent, or Firm* — Novick, Kim & Lee, PLLC; Allen Xue; Hyun Woo Shin

Dec. 31, 2016 (CN) ..... 2016 3 0662050

(51) **LOC (11) Cl.** ..... **27-02**  
(52) **U.S. Cl.**  
USPC ..... **D27/162**

(57) **CLAIM**

I claim the ornamental design for an electronic cigarette, as shown and described.

(58) **Field of Classification Search**  
USPC ..... D27/100, 101, 106, 108, 161, 162, 163, D27/165-172, 174, 175, 183, 186-190, D27/193, 194, 195, 131, 141, 142, 152, D27/153, 160; D24/110; 131/273, 274, 131/191, 330, 329, 328; 128/202.21, 128/203.12; D9/516, 522, 523, 572  
CPC .... A24F 47/002; A24F 47/004; A24F 47/006; A24F 47/008; A61M 15/06  
See application file for complete search history.

**DESCRIPTION**

FIG. 1 is a top front right perspective view of an electronic cigarette showing my new design;  
FIG. 2 is a bottom rear left perspective view thereof;  
FIG. 3 is a front elevational view thereof;  
FIG. 4 is a rear elevational view thereof;  
FIG. 5 is a left side elevational view thereof;  
FIG. 6 is a right side elevational view thereof;  
FIG. 7 is a top plan view thereof; and,  
FIG. 8 is a bottom plan view thereof.  
The broken lines shown in the drawings depict portions of the electronic cigarette which form no part of the claimed design.

(56) **References Cited**  
U.S. PATENT DOCUMENTS  
D720,497 S \* 12/2014 Alima ..... D27/101  
D722,269 S \* 2/2015 Hughes ..... D9/516

**1 Claim, 8 Drawing Sheets**



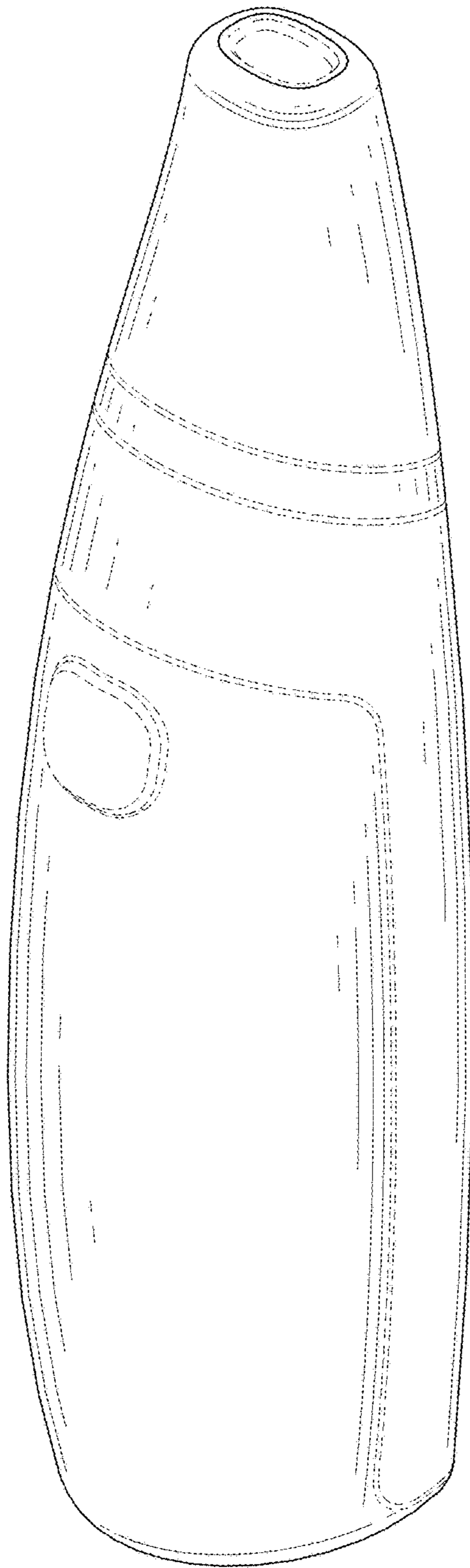


FIG. 1

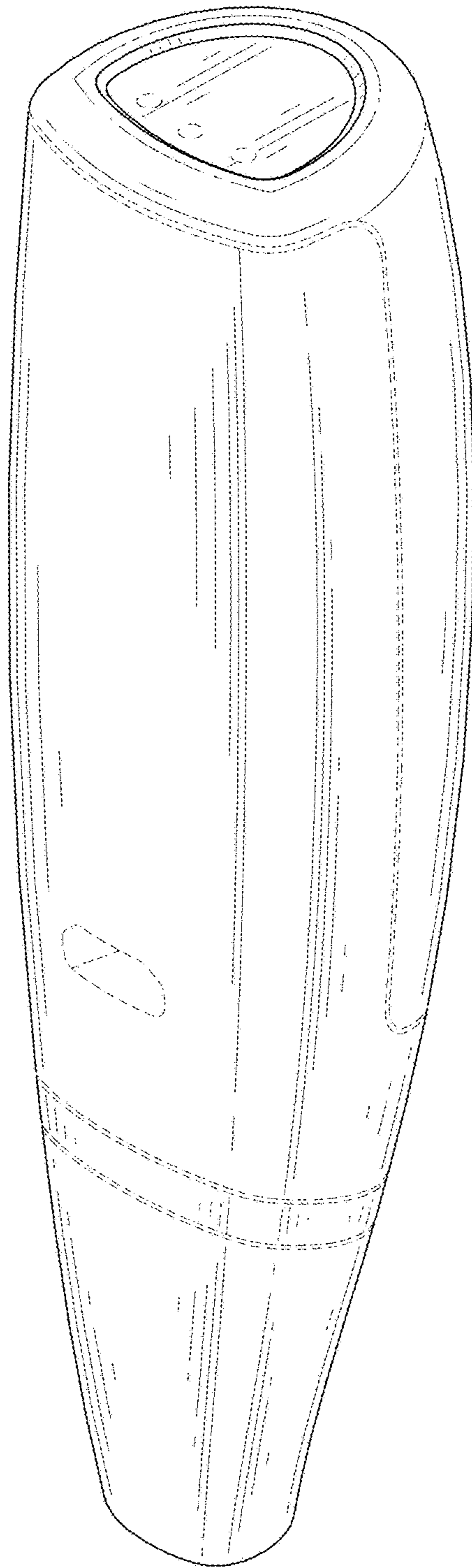


FIG. 2

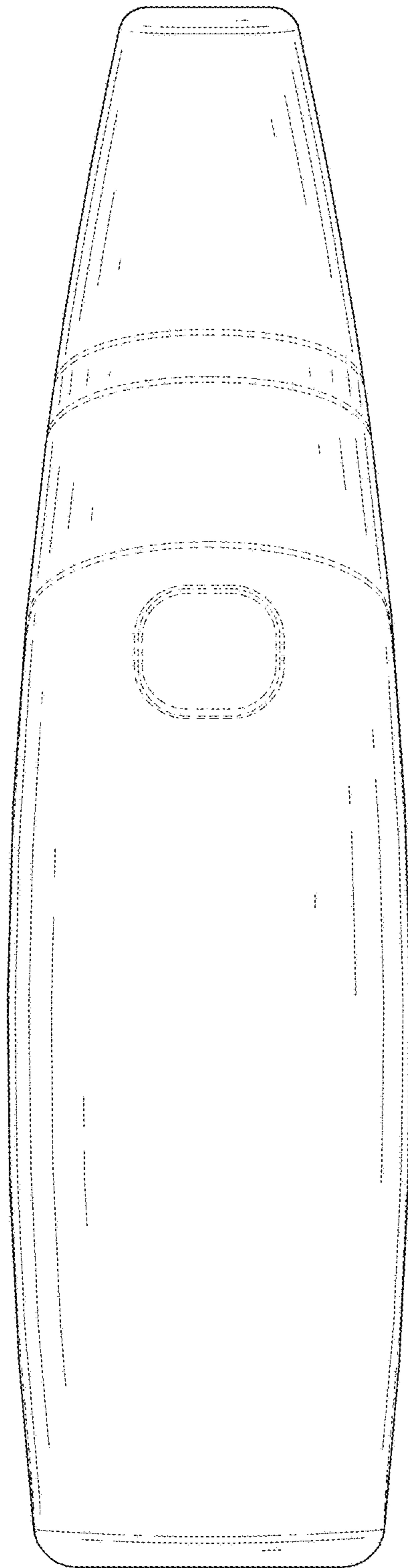


FIG. 3

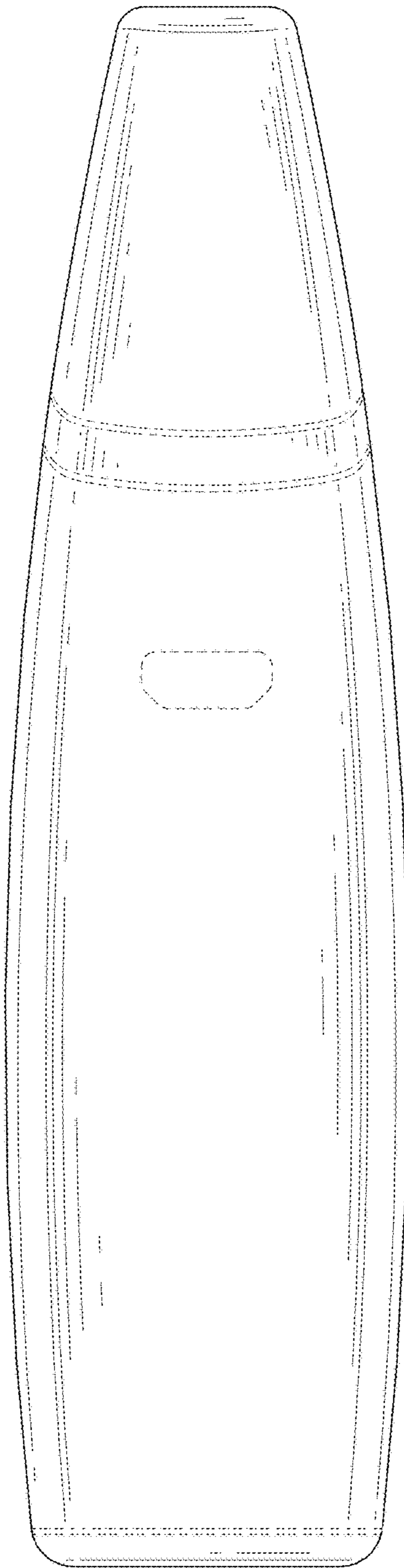


FIG. 4

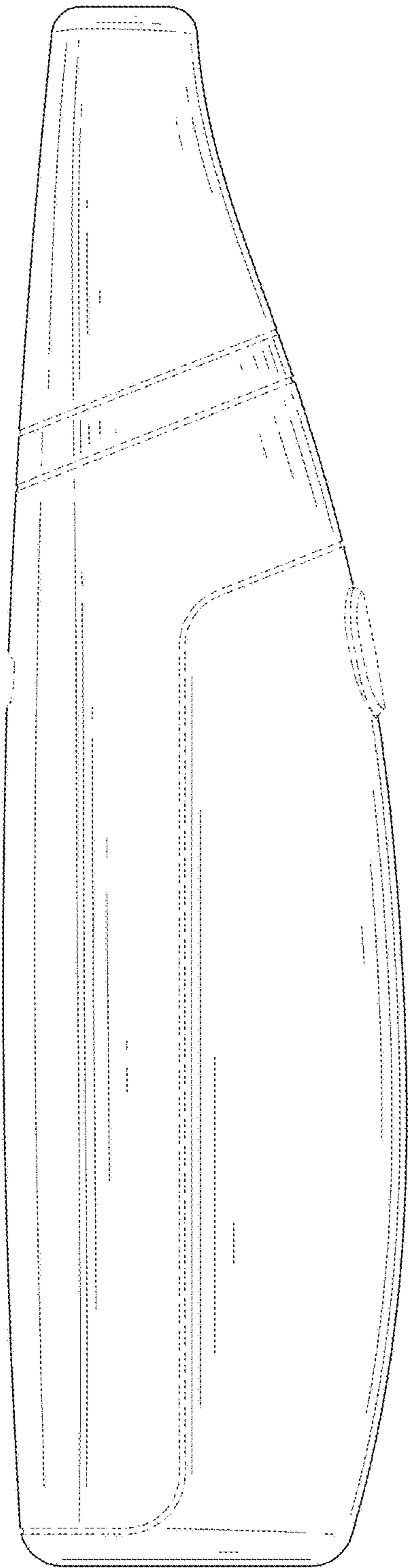


FIG. 5

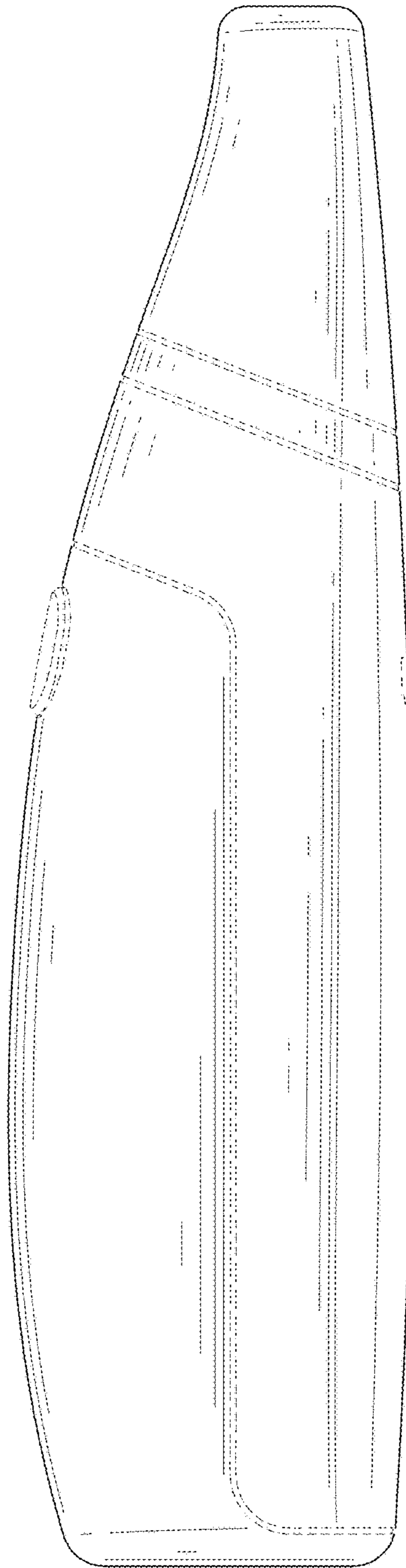


FIG. 6

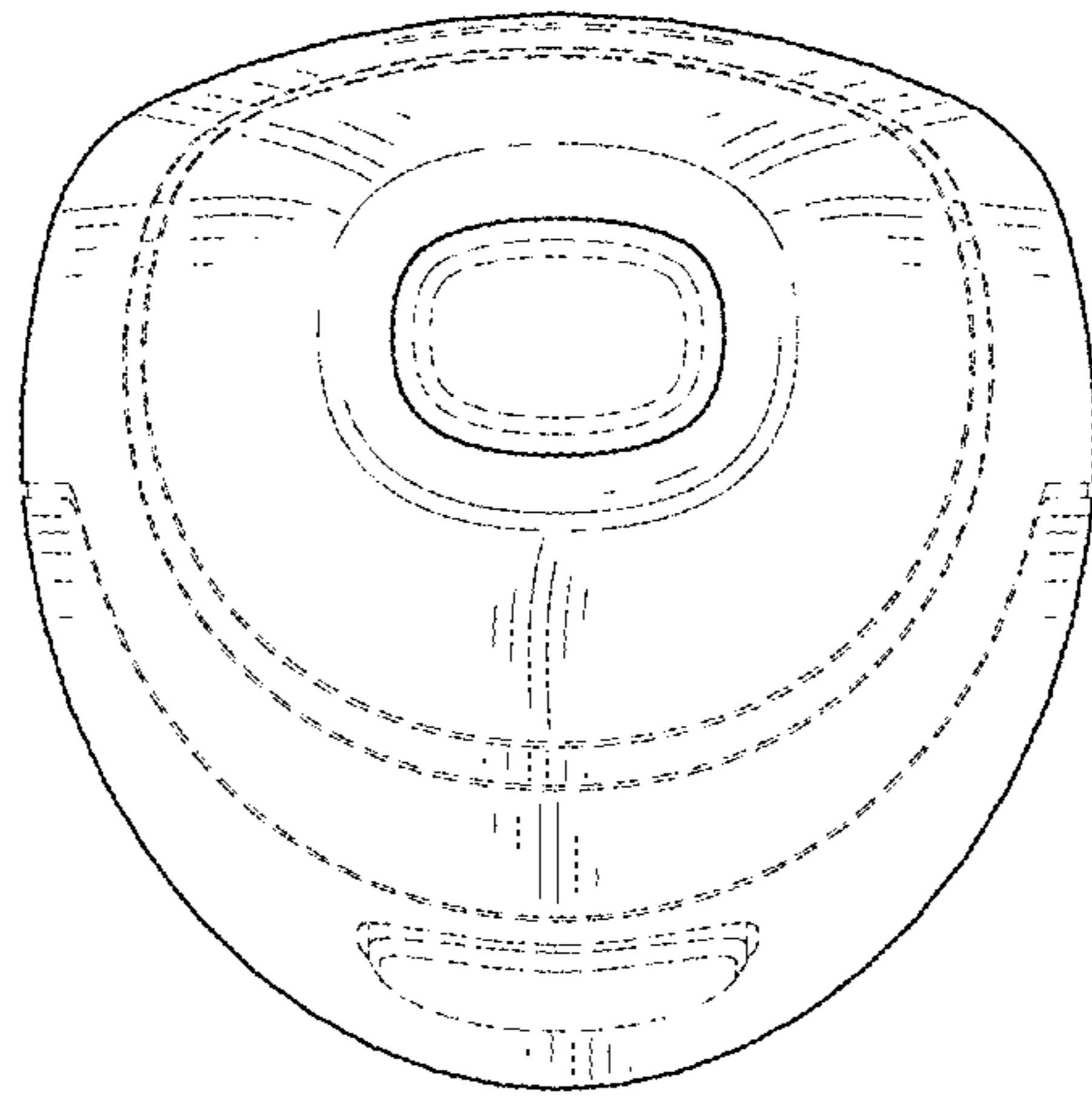


FIG. 7



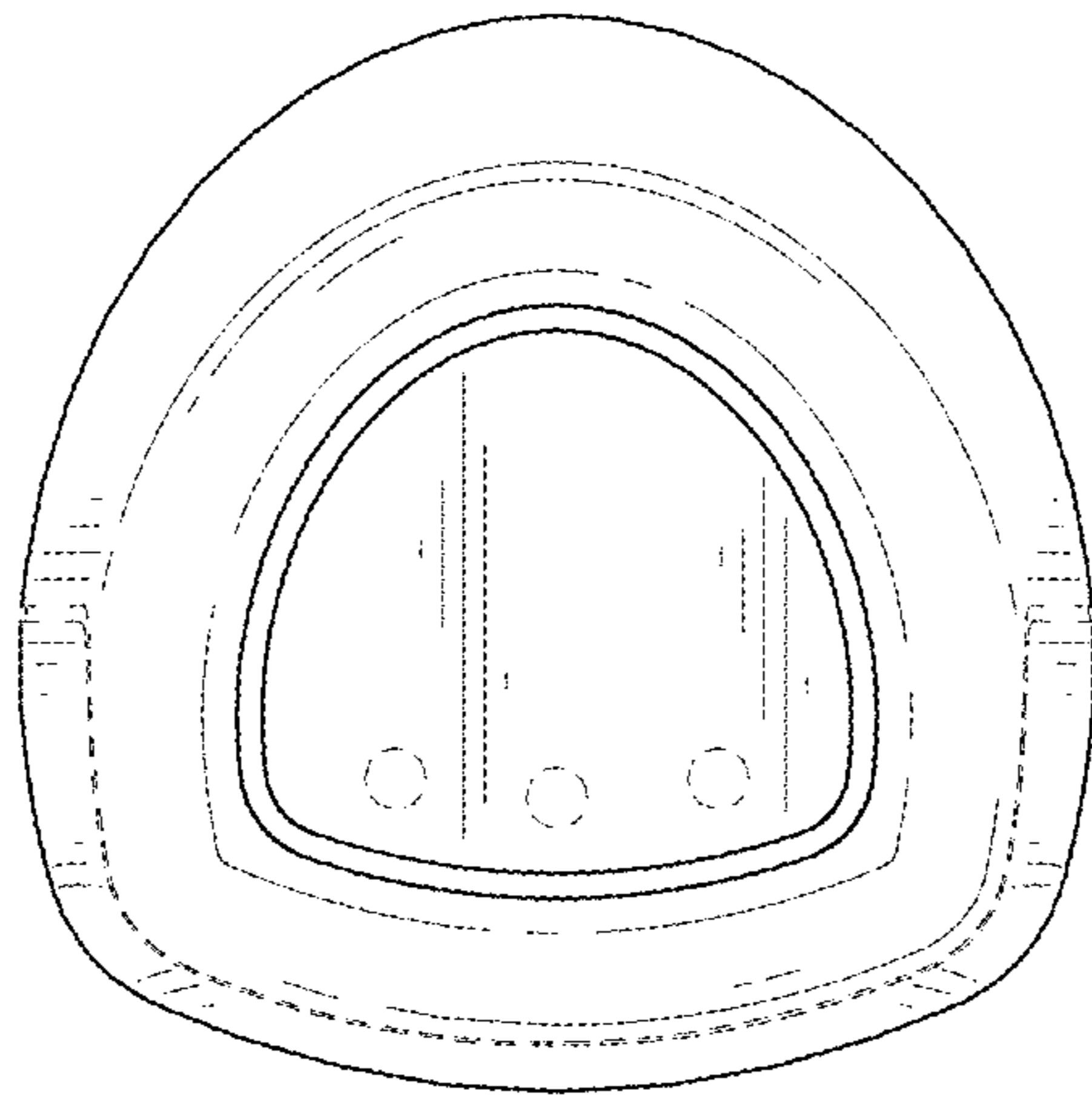


FIG. 8