



US00D831270S

(12) **United States Design Patent** (10) **Patent No.:** **US D831,270 S**
Qiu (45) **Date of Patent:** **** Oct. 16, 2018**

(54) **ELECTRONIC CIGARETTE**
(71) Applicant: **Changzhou Patent Electronic Technology Co., LTD**, Changzhou, Jiangsu (CN)
(72) Inventor: **Weihua Qiu**, Jiangsu (CN)
(73) Assignee: **CHANGZHOU PATENT ELECTRONIC TECHNOLOGY CO., LTD**, Changzhou, Jiangsu (CN)
(**) Term: **15 Years**

D741,178 S * 10/2015 Higareda D9/523
D741,179 S * 10/2015 Higareda D9/523
D758,655 S * 6/2016 Freshwater D27/163
D759,303 S * 6/2016 Afridi D27/101
D775,527 S * 1/2017 Blachford D9/522
D792,643 S * 7/2017 Wong D27/101
D797,507 S * 9/2017 Jones D7/509
D799,110 S * 10/2017 Qiu D27/101
D799,111 S * 10/2017 Qiu D27/101
D799,113 S * 10/2017 Qiu D27/101
D799,744 S * 10/2017 Qiu D27/101
D806,942 S * 1/2018 Qiu D27/101
D807,576 S * 1/2018 Liu D27/163
D808,071 S * 1/2018 Folkerts D27/101

* cited by examiner

(21) Appl. No.: **29/600,677**
(22) Filed: **Apr. 14, 2017**
(30) **Foreign Application Priority Data**

Primary Examiner — Susan Bennett Hattan
Assistant Examiner — Rebecca Tsehaye
(74) *Attorney, Agent, or Firm* — Novick, Kim & Lee, PLLC; Allen Xue; Hyun Woo Shin

Dec. 31, 2016 (CN) 2016 3 0662053

(51) **LOC (11) Cl.** **27-02**
(52) **U.S. Cl.**
USPC **D27/162**

(57) **CLAIM**

I claim the ornamental design for an electronic cigarette, as shown and described.

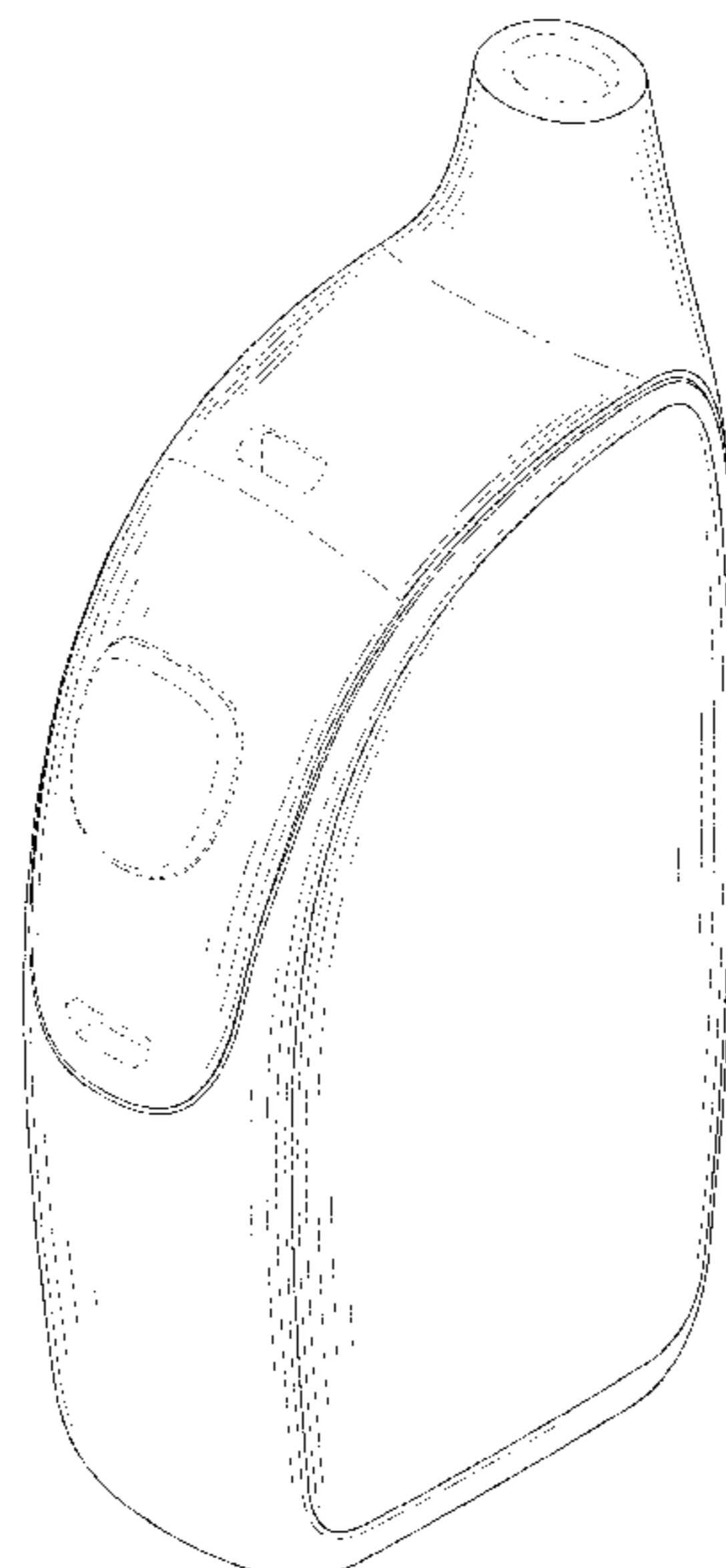
(58) **Field of Classification Search**
USPC D27/100, 101, 106, 108, 161, 162, 163, D27/165–172, 174, 175, 183, 186–190, D27/193, 194, 195, 131, 141, 142, 152, D27/153, 160; D24/110; 131/273, 274, 131/191, 330, 329, 328; 128/202.21, 128/203.12; D9/516, 522, 523, 572
CPC A24F 47/002; A24F 47/004; A24F 47/006; A24F 47/008; A61M 15/06
See application file for complete search history.

DESCRIPTION

FIG. 1 is a top front left perspective view of an electronic cigarette showing my new design;
FIG. 2 is a bottom rear right perspective view thereof;
FIG. 3 is a front elevational view thereof;
FIG. 4 is a rear elevational view thereof;
FIG. 5 is a left side elevational view thereof;
FIG. 6 is a right side elevational view thereof;
FIG. 7 is a top plan view thereof; and,
FIG. 8 is a bottom plan view thereof.
The broken lines shown in the drawings depict portions of the electronic cigarette which form no part of the claimed design.

(56) **References Cited**
U.S. PATENT DOCUMENTS
D720,497 S * 12/2014 Alima D27/101
D722,269 S * 2/2015 Hughes D9/516

1 Claim, 8 Drawing Sheets



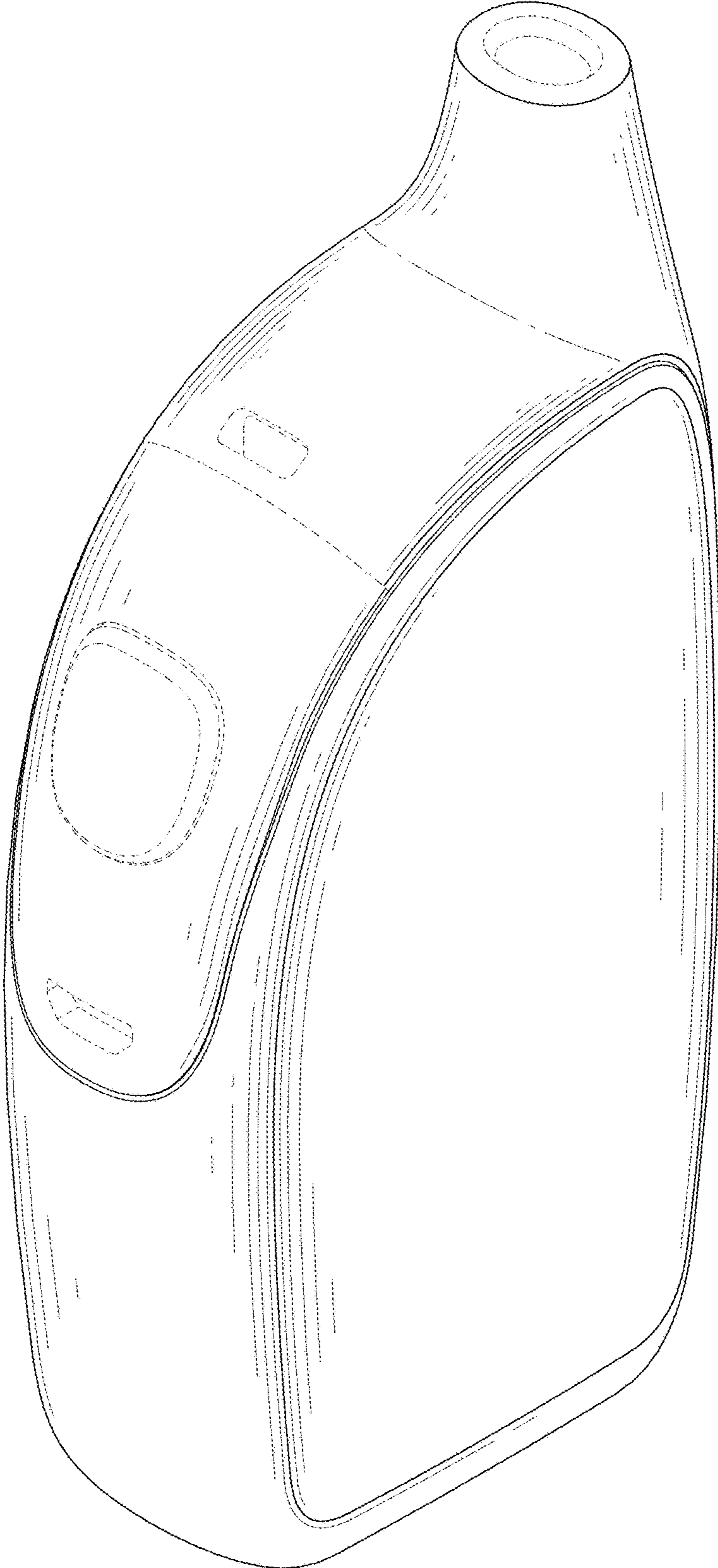


FIG. 1

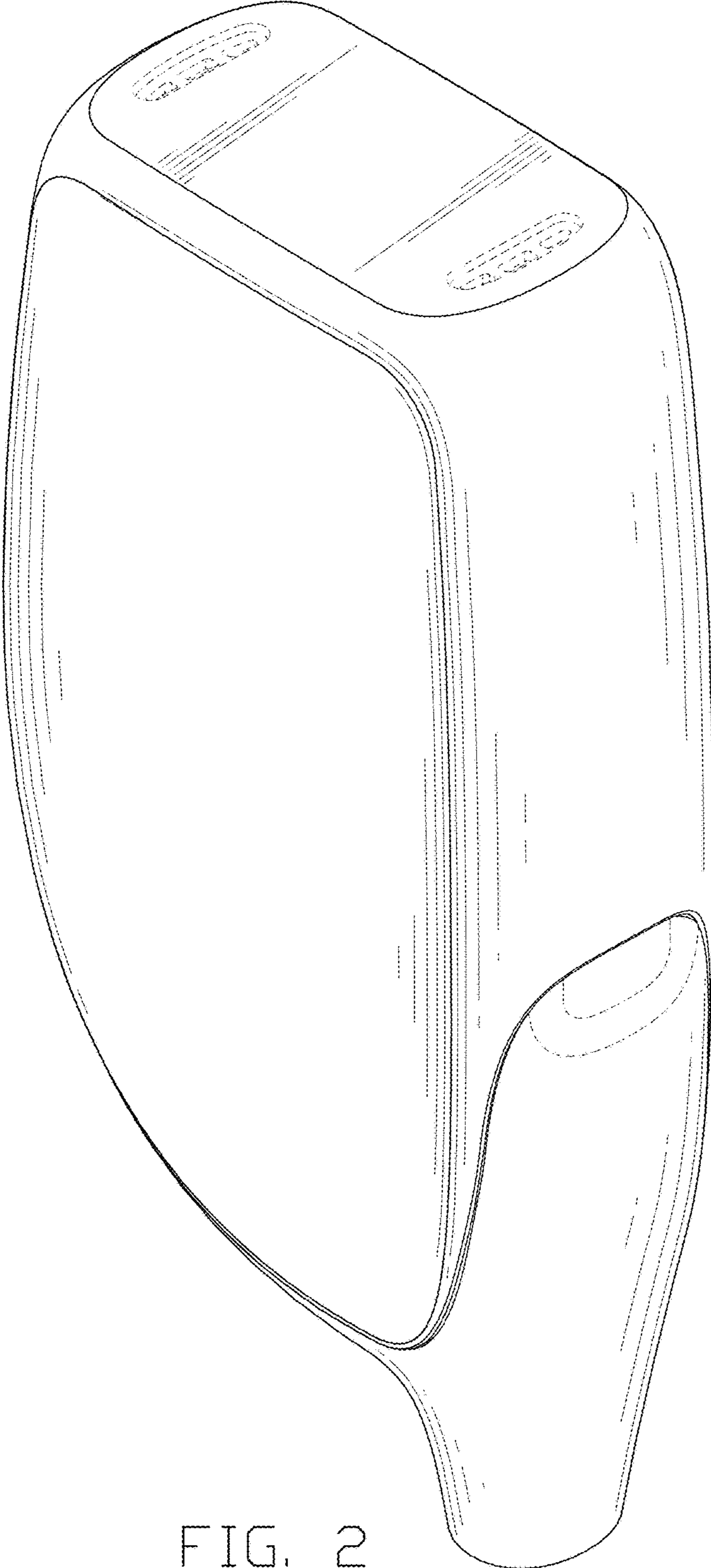


FIG. 2




FIG. 3




FIG. 4

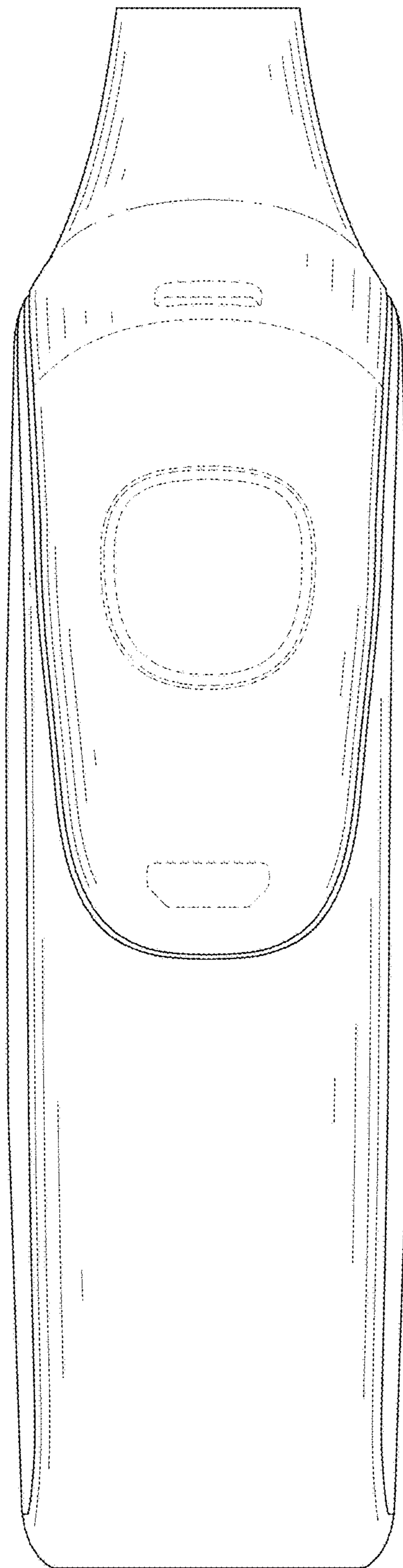


FIG. 5

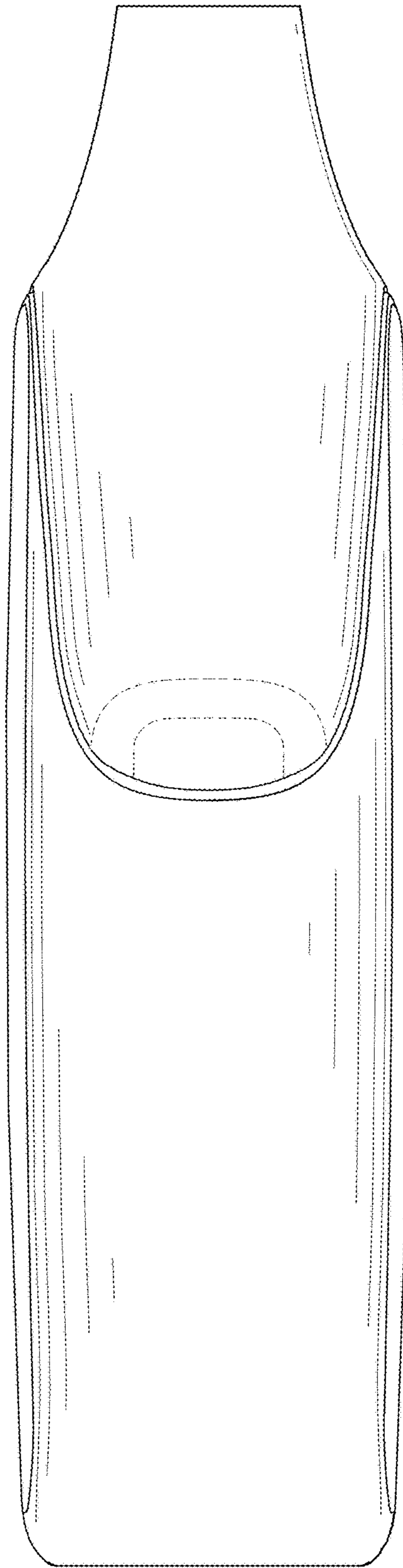


FIG. 6

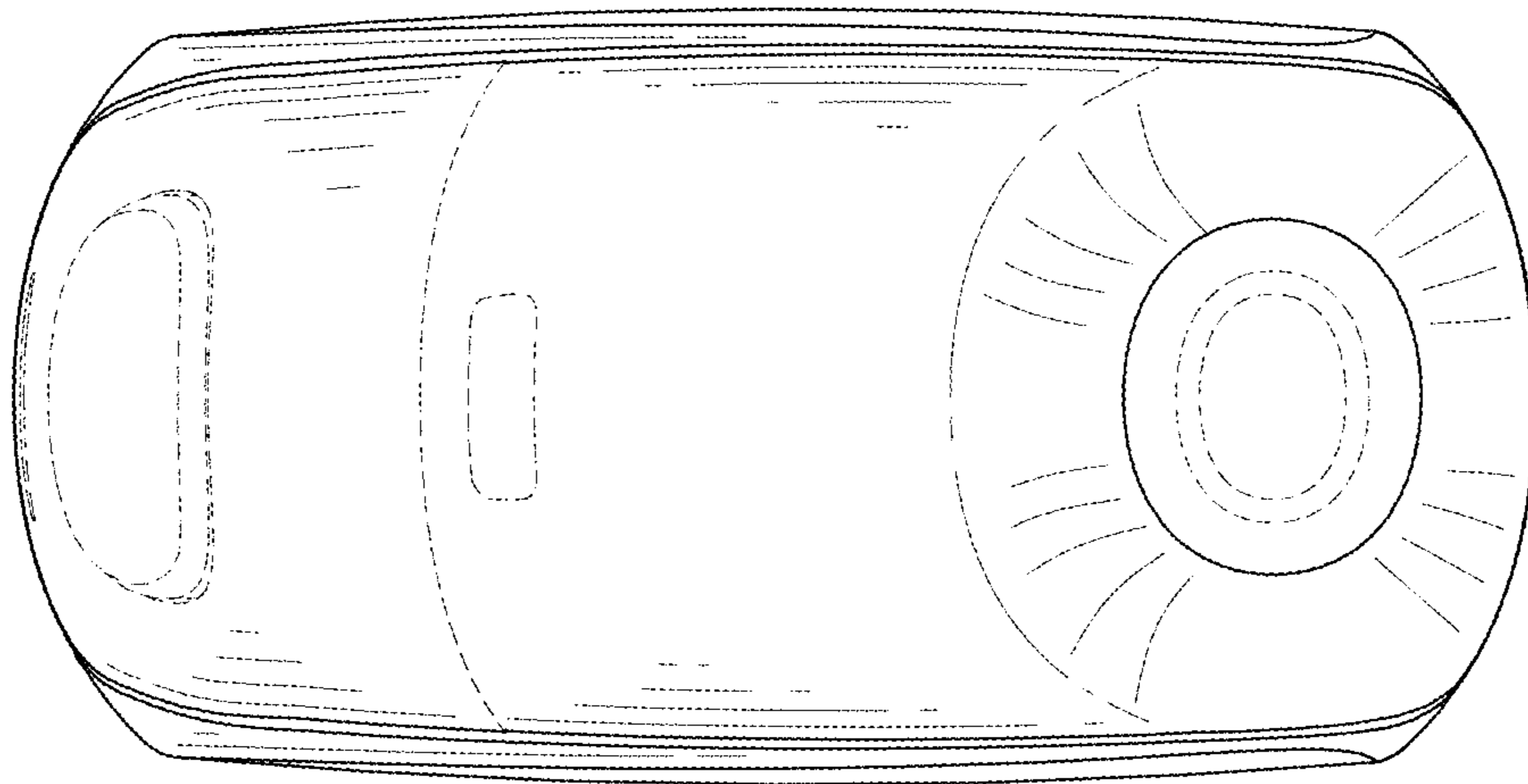


FIG. 7

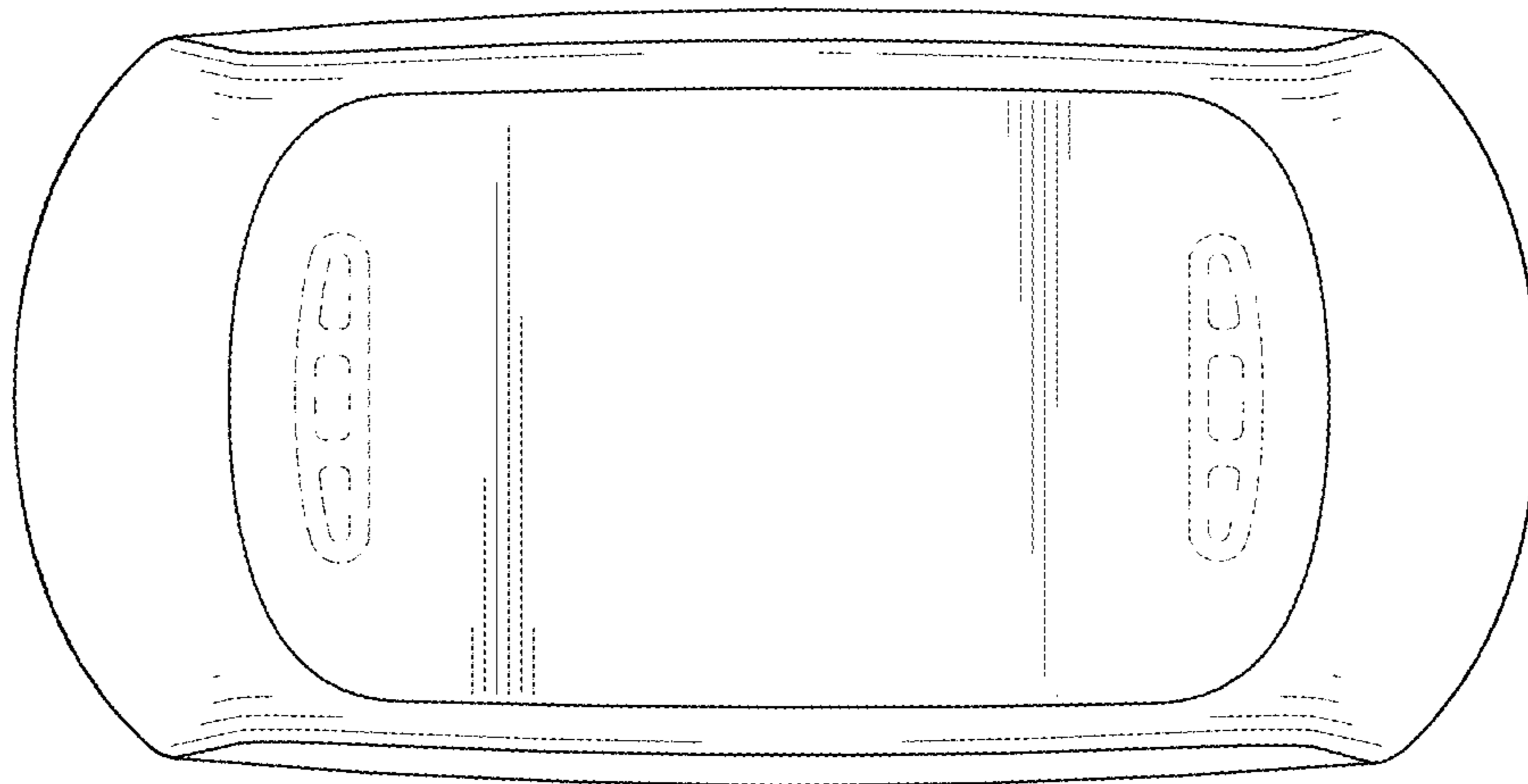


FIG. 8