



US00D831260S

(12) **United States Design Patent** (10) **Patent No.:** **US D831,260 S**
Sohrab et al. (45) **Date of Patent:** **** Oct. 16, 2018**

(54) **LIGHTING FIXTURE**

(71) Applicant: **Studio Visibility, Inc.**, Brooklyn, NY (US)

(72) Inventors: **Seyed-Sina Sohrab**, Brooklyn, NY (US); **Joseph Guerra**, Brooklyn, NY (US)

(73) Assignee: **Studio Visibility, Inc.**, Brooklyn, NY (US)

(**) Term: **15 Years**

(21) Appl. No.: **29/571,865**

(22) Filed: **Jul. 22, 2016**

(51) **LOC (11) Cl.** **26-03**

(52) **U.S. Cl.**
USPC **D26/88**; D26/131

(58) **Field of Classification Search**
USPC D26/80–91, 118, 128, 131, 132, 135
CPC F21S 8/03; F21S 8/033; F21S 8/036; F21S 8/04; F21S 8/043; F21S 8/046; F21S 8/06; F21S 8/061; F21S 8/063; F21S 8/065; F21S 8/068
See application file for complete search history.

(56) **References Cited**

U.S. PATENT DOCUMENTS

D49,653 S *	9/1916	Hawe	D26/88
D61,078 S *	6/1922	Adam	D26/131
1,523,245 A *	1/1925	Bamborough	F21V 3/00 362/355
D69,872 S *	4/1926	D'Olier, Jr.	D26/131
1,585,472 A *	5/1926	Dickerson	F21V 7/09 362/307
D73,862 S *	11/1927	Owen	D26/132
D83,708 S *	3/1931	Vogel	D20/8
D90,644 S *	9/1933	Bartschat	D26/131
D101,603 S *	10/1936	Rolph	D26/132

D106,031 S *	9/1937	Gosling	D26/67
D207,965 S *	6/1967	Smith et al.	D26/134
D208,203 S *	8/1967	Porter	D26/81
D363,362 S *	10/1995	Davis, Sr.	D26/131
D368,973 S *	4/1996	Dolan	D26/131
D553,791 S *	10/2007	Bouroullec	D26/128
D575,894 S *	8/2008	Lissoni	D26/128
D704,880 S *	5/2014	Johnson	D26/81
D704,881 S *	5/2014	Johnson	D26/81
D723,208 S *	2/2015	Phillips	D26/81
D754,904 S *	4/2016	Orozco	D26/81

OTHER PUBLICATIONS

Amelia Glass Pendant Lamp—Smoky Green, by SEI, Model No. LT1844. Found at samsclub.com. (Year: 2018).*
Sadie Colored Glass Pendant Lamp—Amber by SEI, Model No. LT1846. Found at samsclub.com. (Year: 2018).*

* cited by examiner

Primary Examiner — Clare E Heflin

(74) *Attorney, Agent, or Firm* — Timothy W. Menasco, Esq.; Harter Secrest & Emery LLP

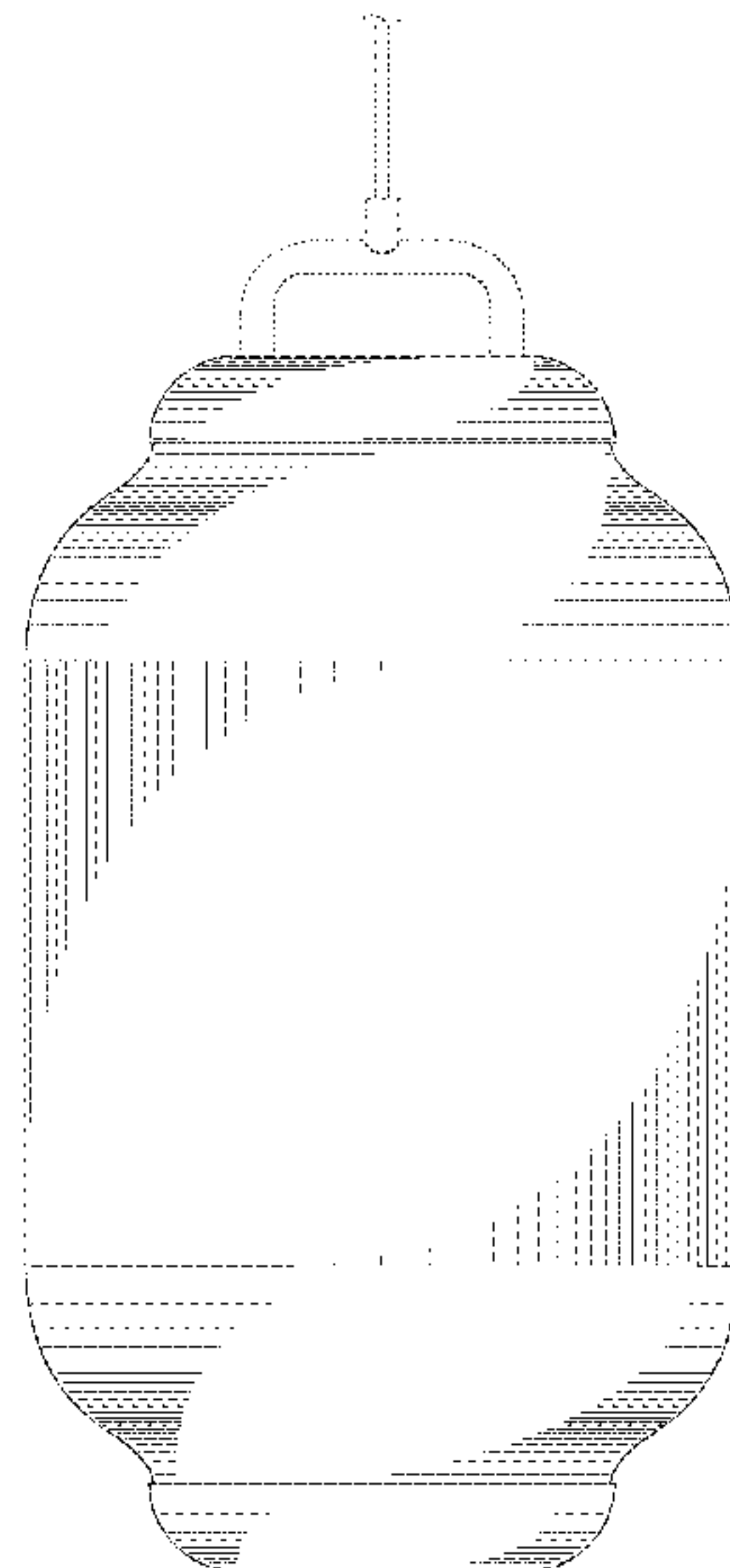
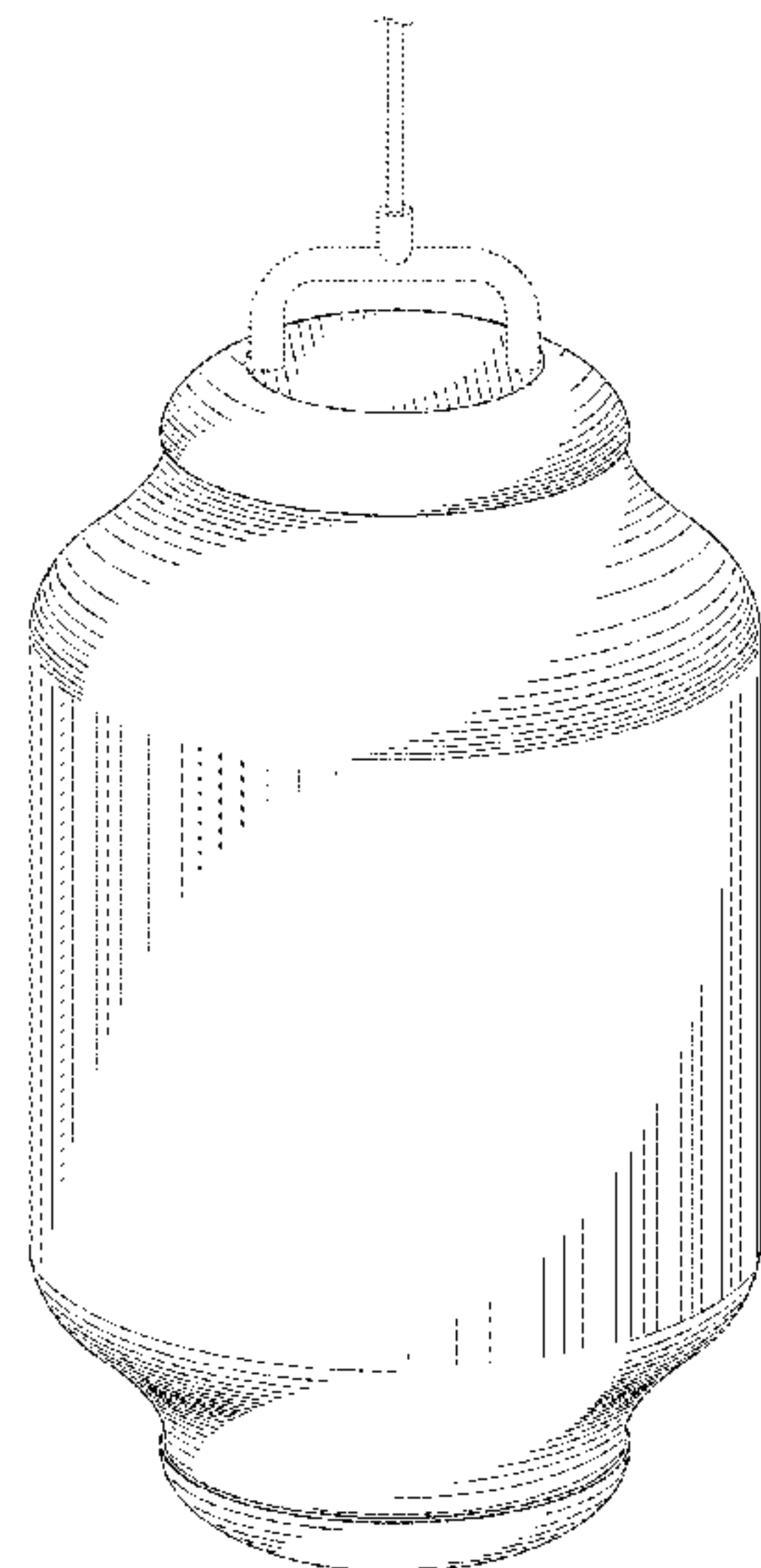
(57) **CLAIM**

The ornamental design of a lighting fixture, as shown and described.

DESCRIPTION

FIG. 1 is a front perspective view of a lighting fixture in accordance with the present invention;
FIG. 2 is a front view thereof, a rear view being a mirror image thereof;
FIG. 3 is a right side view thereof, a left side view being a mirror image thereof;
FIG. 4 is a top view thereof; and,
FIG. 5 is a bottom view thereof.
The broken lines of the Figures are for illustrative purposes only and form no part of the claimed design.

1 Claim, 4 Drawing Sheets



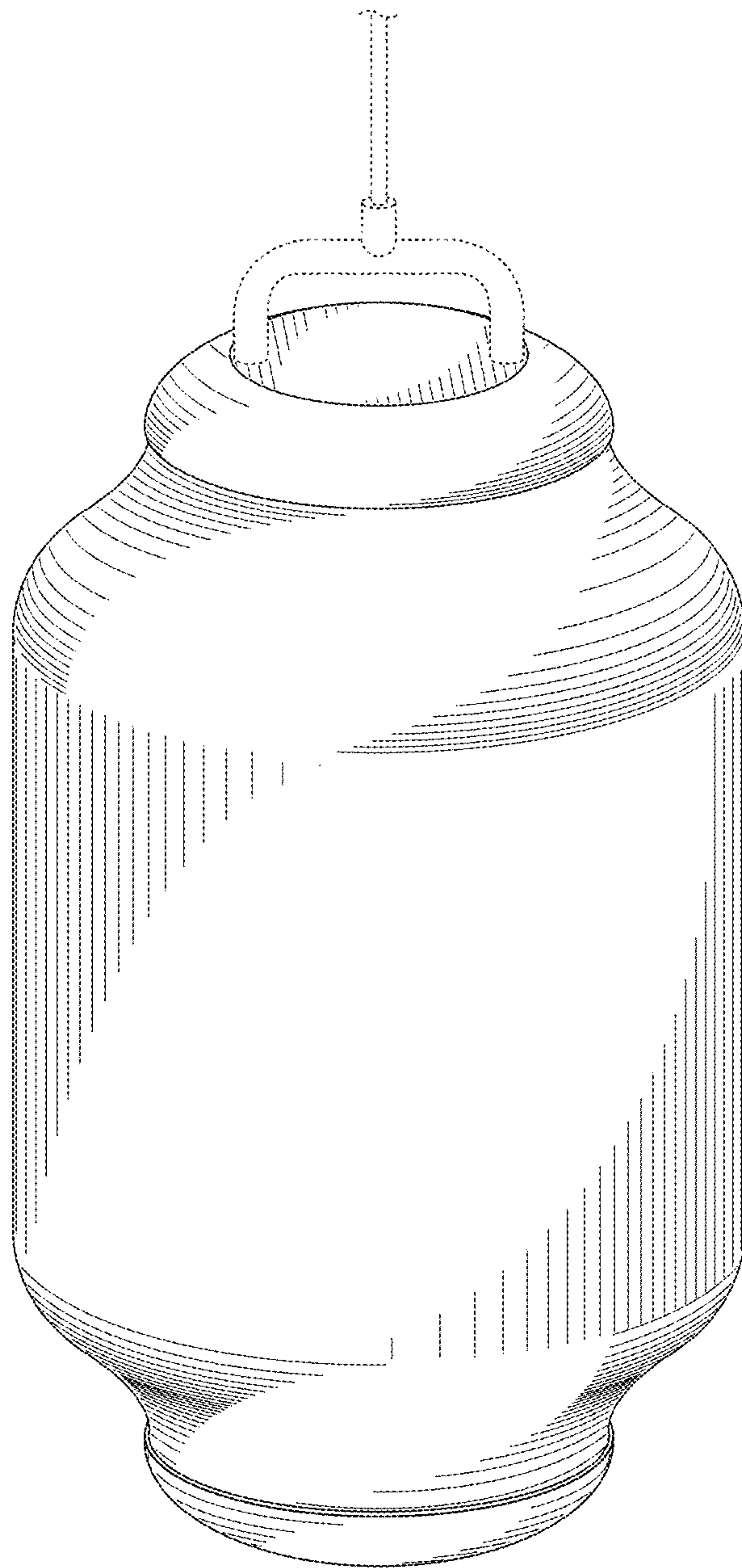


FIG. 1

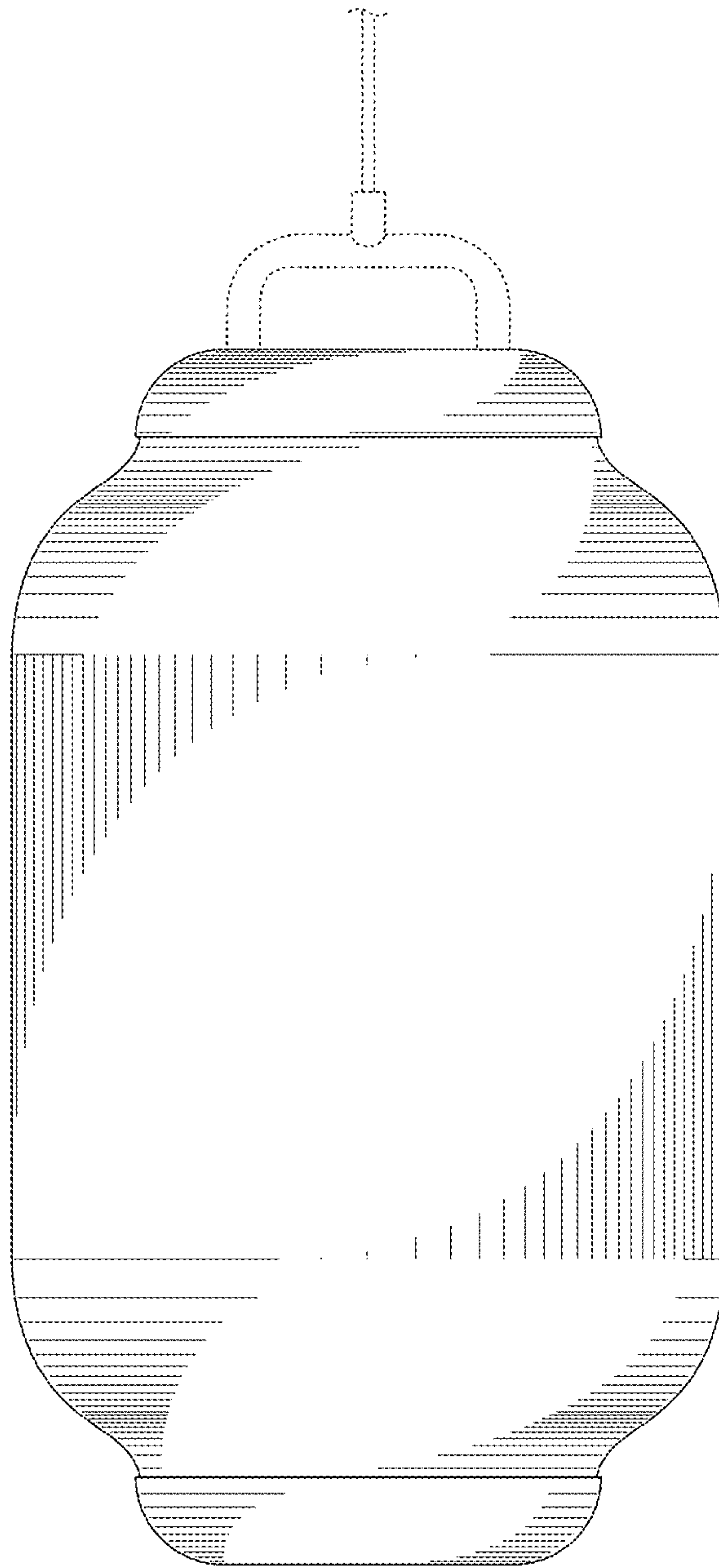


FIG. 2

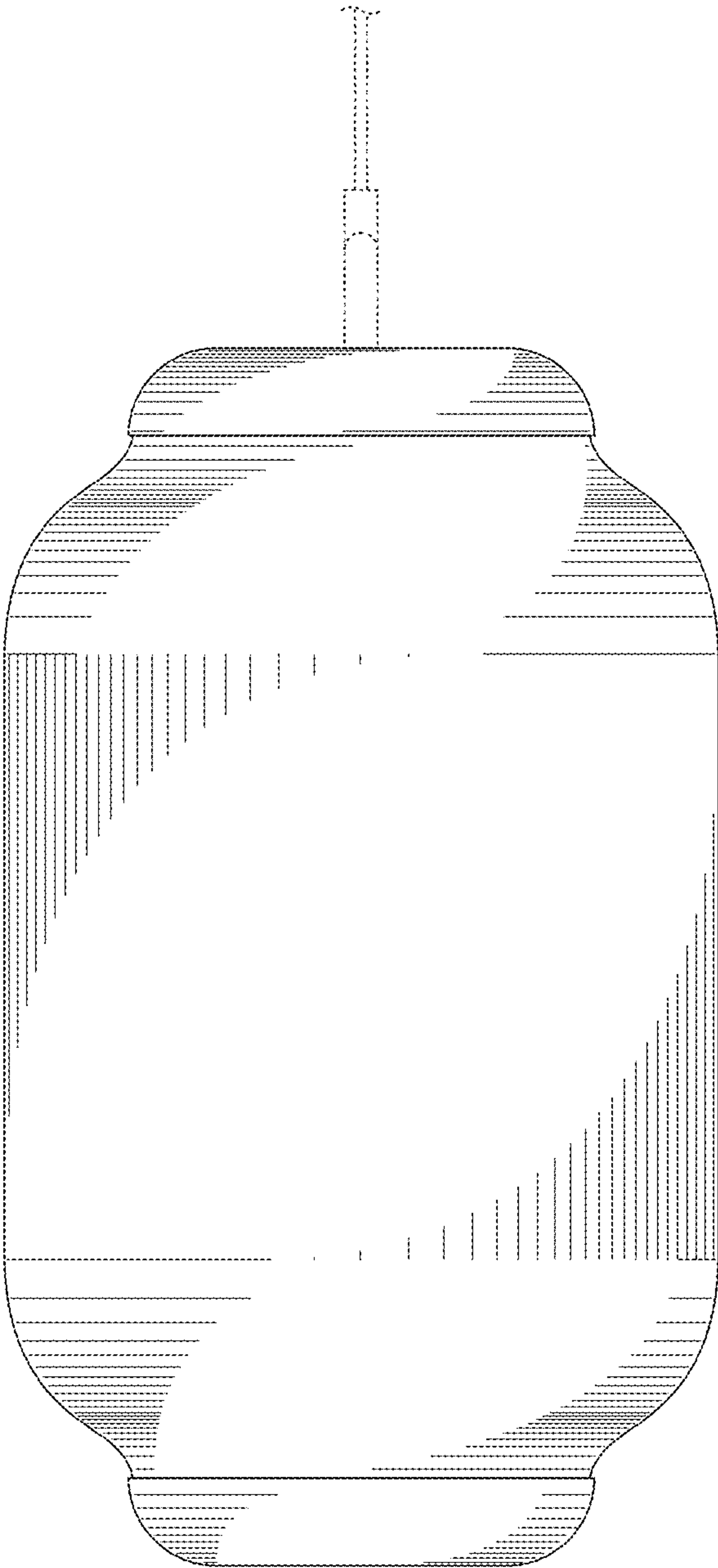


FIG. 3

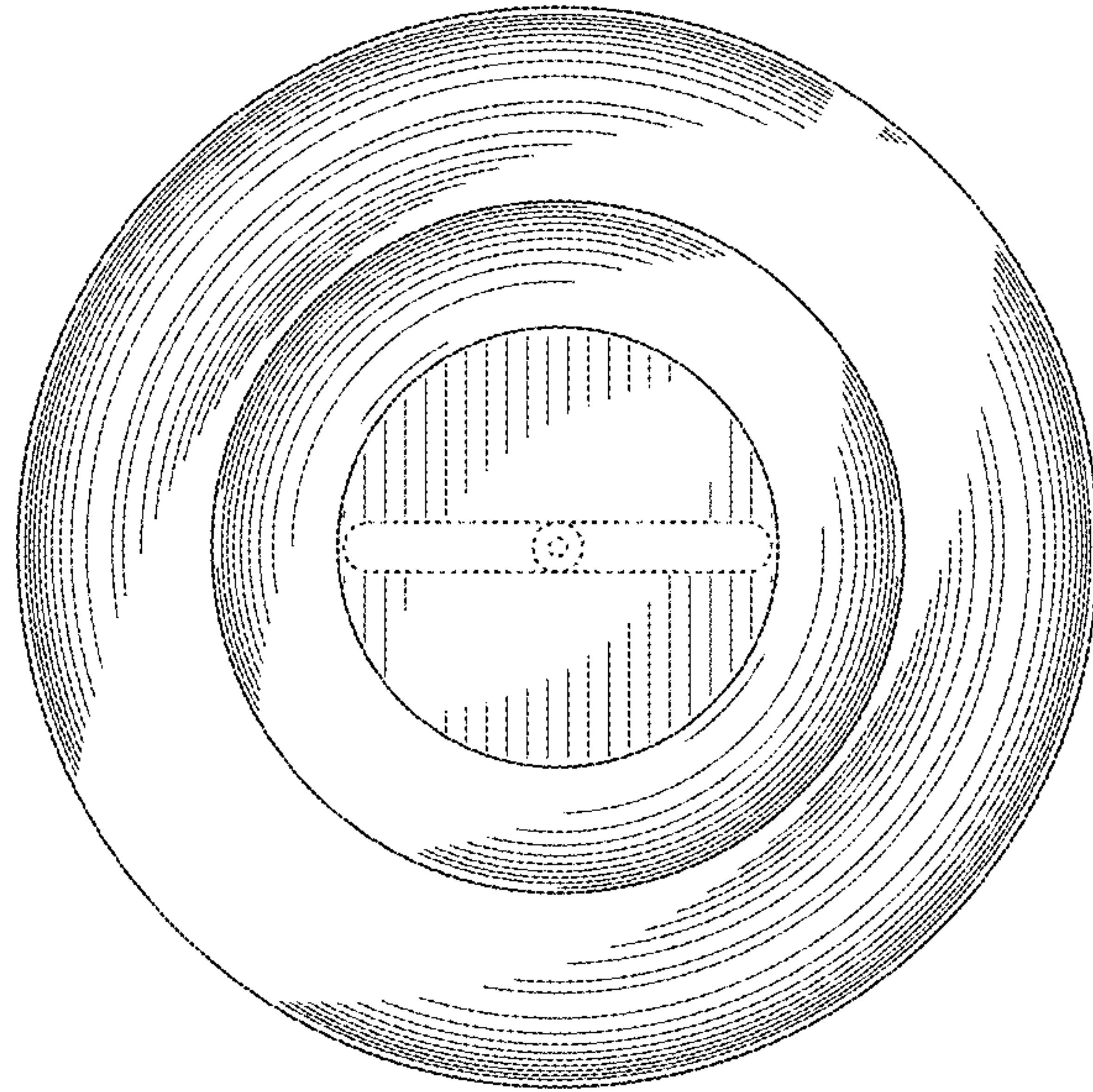


FIG. 4

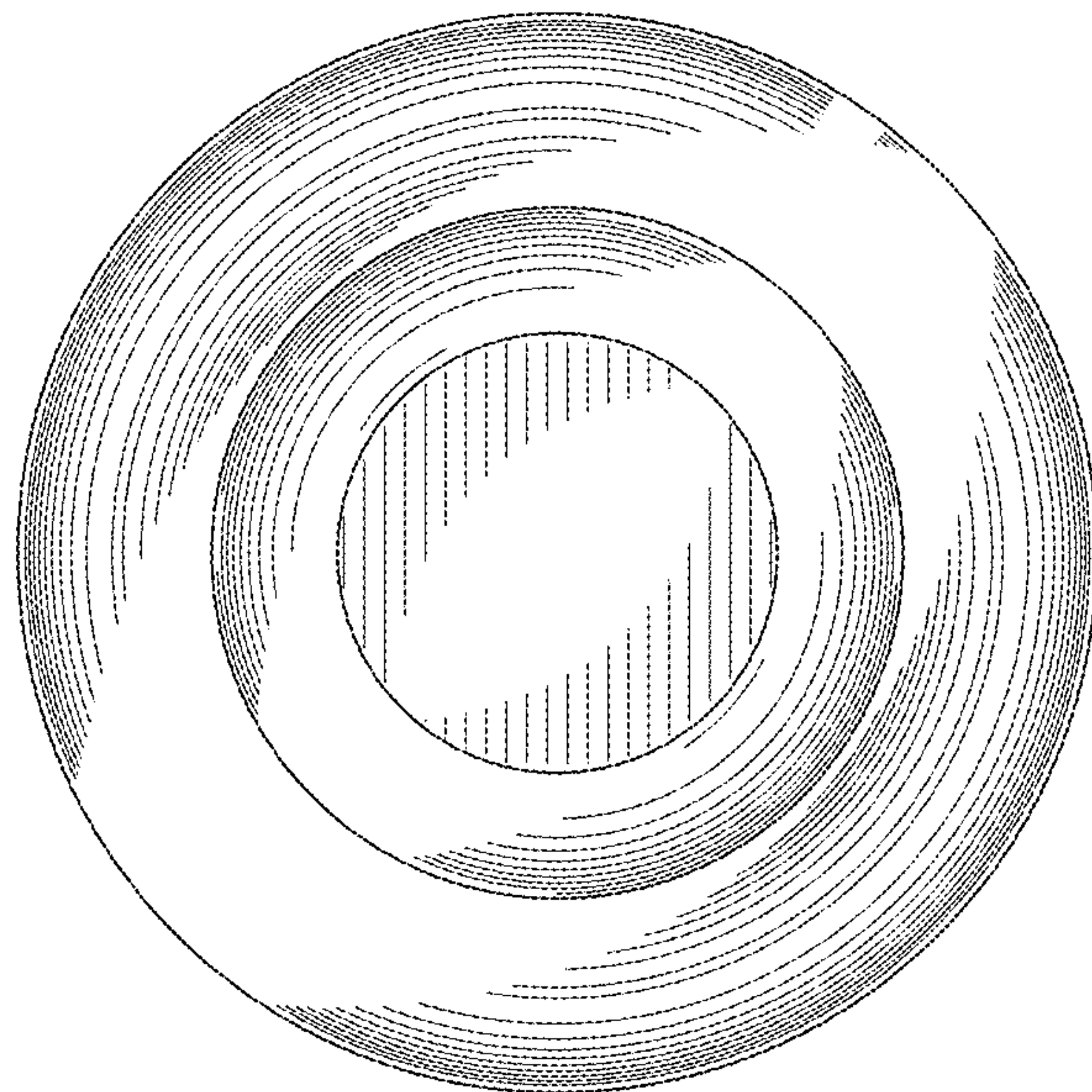


FIG. 5