



US00D831254S

(12) **United States Design Patent**  
**Pouladian et al.**

(10) **Patent No.:** **US D831,254 S**  
(45) **Date of Patent:** **\*\* Oct. 16, 2018**

(54) **LIGHT FIXTURE**

(71) Applicants: **Benjamin Pouladian**, Commerce, CA  
(US); **Saman Sinai**, Commerce, CA  
(US); **Robert Lang**, Commerce, CA  
(US)

(72) Inventors: **Benjamin Pouladian**, Commerce, CA  
(US); **Saman Sinai**, Commerce, CA  
(US); **Robert Lang**, Commerce, CA  
(US)

(\*\*) Term: **15 Years**

(21) Appl. No.: **29/567,863**

(22) Filed: **Jun. 13, 2016**

(51) **LOC (11) Cl.** ..... **26-05**

(52) **U.S. Cl.**  
USPC ..... **D26/71**

(58) **Field of Classification Search**  
USPC ..... D26/67-72, 92  
CPC .. F21S 8/033; F21S 8/036; F21S 8/085; F21S  
8/086; F21S 8/088; F21W 2111/02;  
F21W 2111/023; F21W 2131/101; F21W  
2131/103; F21W 2131/1005; F21W  
2131/107; F21V 29/503; F21V 29/745;  
F21V 29/75; F21V 29/76; F21V 29/763;  
F21V 29/767; F21V 29/77; F21V 29/78  
See application file for complete search history.

(56) **References Cited**

**U.S. PATENT DOCUMENTS**

D615,235 S \* 5/2010 Zheng ..... D26/63  
D636,920 S \* 4/2011 Boissevain ..... D26/71  
D663,462 S \* 7/2012 Butler ..... D26/71  
D670,856 S \* 11/2012 Butler ..... D26/138  
D672,492 S \* 12/2012 Butler ..... D26/71  
D680,259 S \* 4/2013 Ahrari ..... D26/92  
8,517,575 B2 \* 8/2013 Arai ..... F21S 8/086  
362/184  
D694,935 S \* 12/2013 Zheng ..... D26/71

D695,438 S \* 12/2013 Liu ..... D26/71  
D770,660 S \* 11/2016 Yang ..... D26/71  
D771,857 S \* 11/2016 Novak ..... D26/71  
D781,482 S \* 3/2017 McCracken, Jr. .... D26/71  
2009/0237930 A1 \* 9/2009 Li ..... F21S 8/086  
362/235  
2009/0251898 A1 \* 10/2009 Kinnune ..... F21V 15/013  
362/249.02  
2013/0250584 A1 \* 9/2013 Wang ..... F21V 15/01  
362/362  
2017/0030570 A1 \* 2/2017 Yang ..... F21V 29/763  
2017/0307197 A1 \* 10/2017 Clark ..... F21V 23/005

\* cited by examiner

*Primary Examiner* — Clare E Heflin

(74) *Attorney, Agent, or Firm* — Omni Legal Group;  
Omid E. Khalifeh

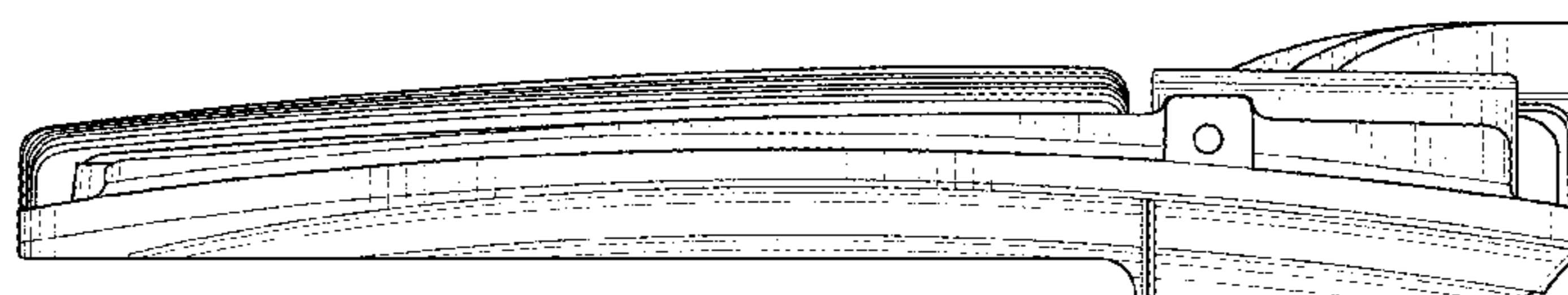
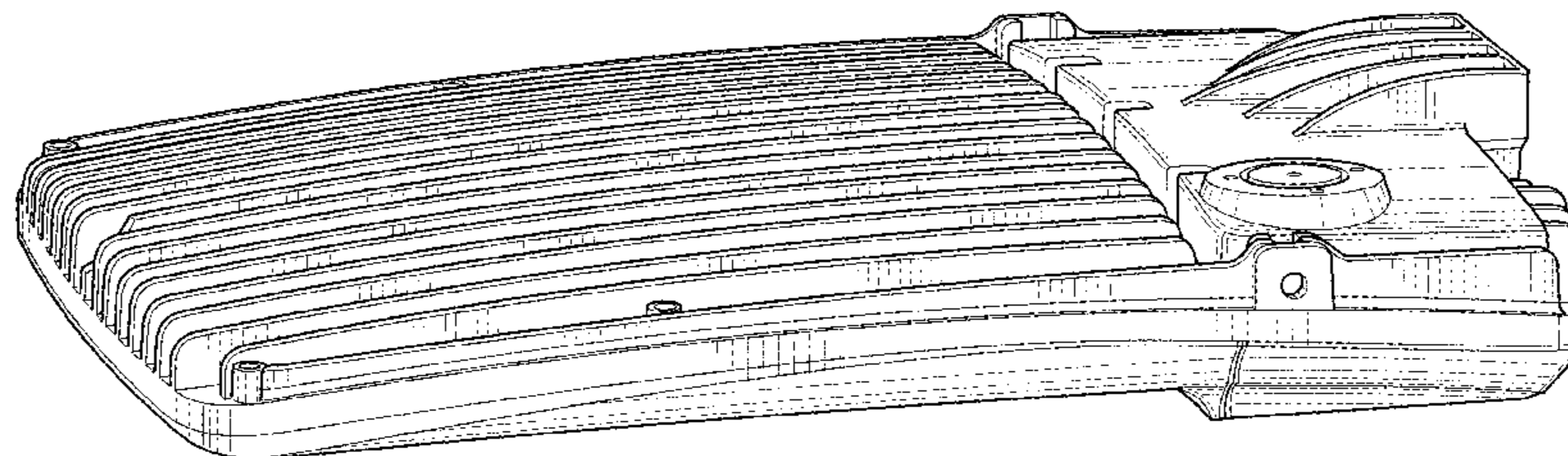
(57) **CLAIM**

The ornamental design for a light fixture, as shown and described.

**DESCRIPTION**

FIG. 1 is a perspective view of light fixture according to the present invention;  
FIG. 2 is a front view of a light fixture according to the present invention;  
FIG. 3 is a rear view of a light fixture according to the present invention;  
FIG. 4 is a top view of a light fixture according to the present invention;  
FIG. 5 is a bottom view of light fixture according to the present invention;  
FIG. 6 is a profile view of a light fixture according to the present invention; and,  
FIG. 7 is a second profile view of a light fixture according to the present invention.  
The broken lines shown on the drawings are for the purpose of illustrating portions of the light fixture that form no part of the claimed design.

**1 Claim, 5 Drawing Sheets**



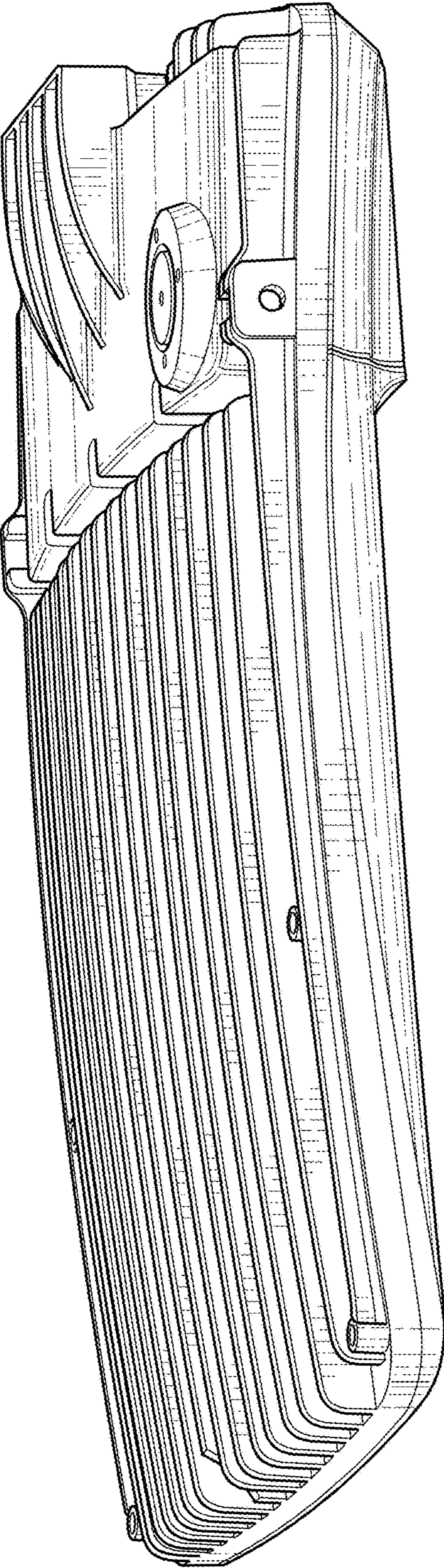


FIG. 1



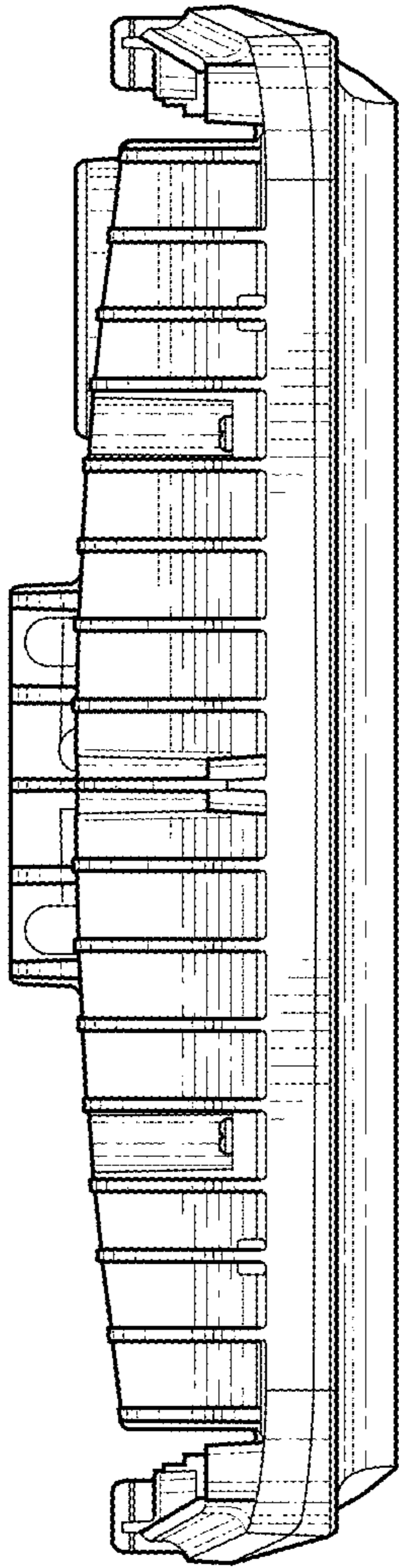


FIG. 2

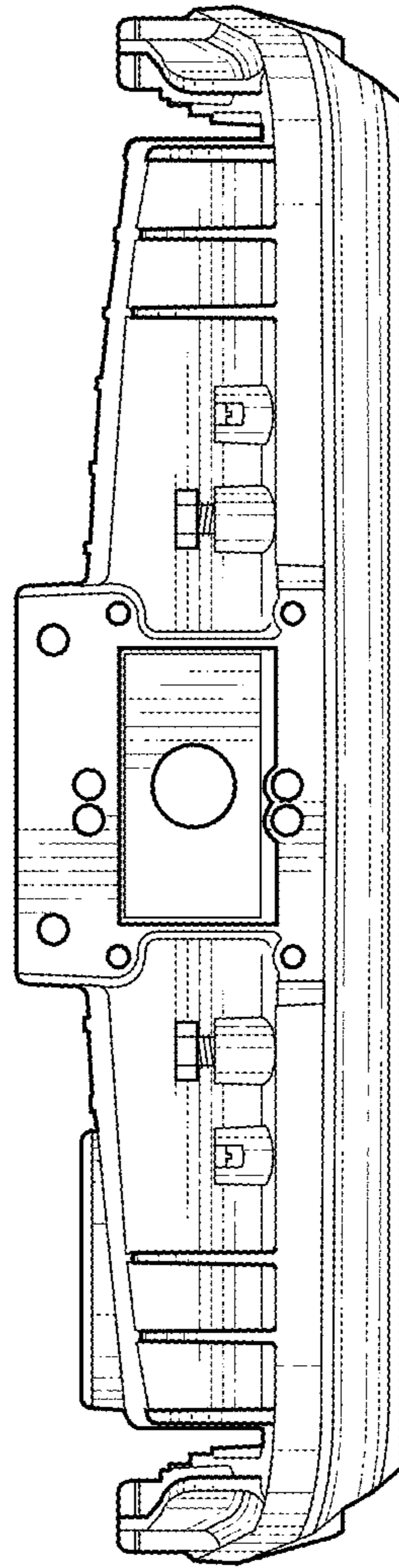


FIG. 3

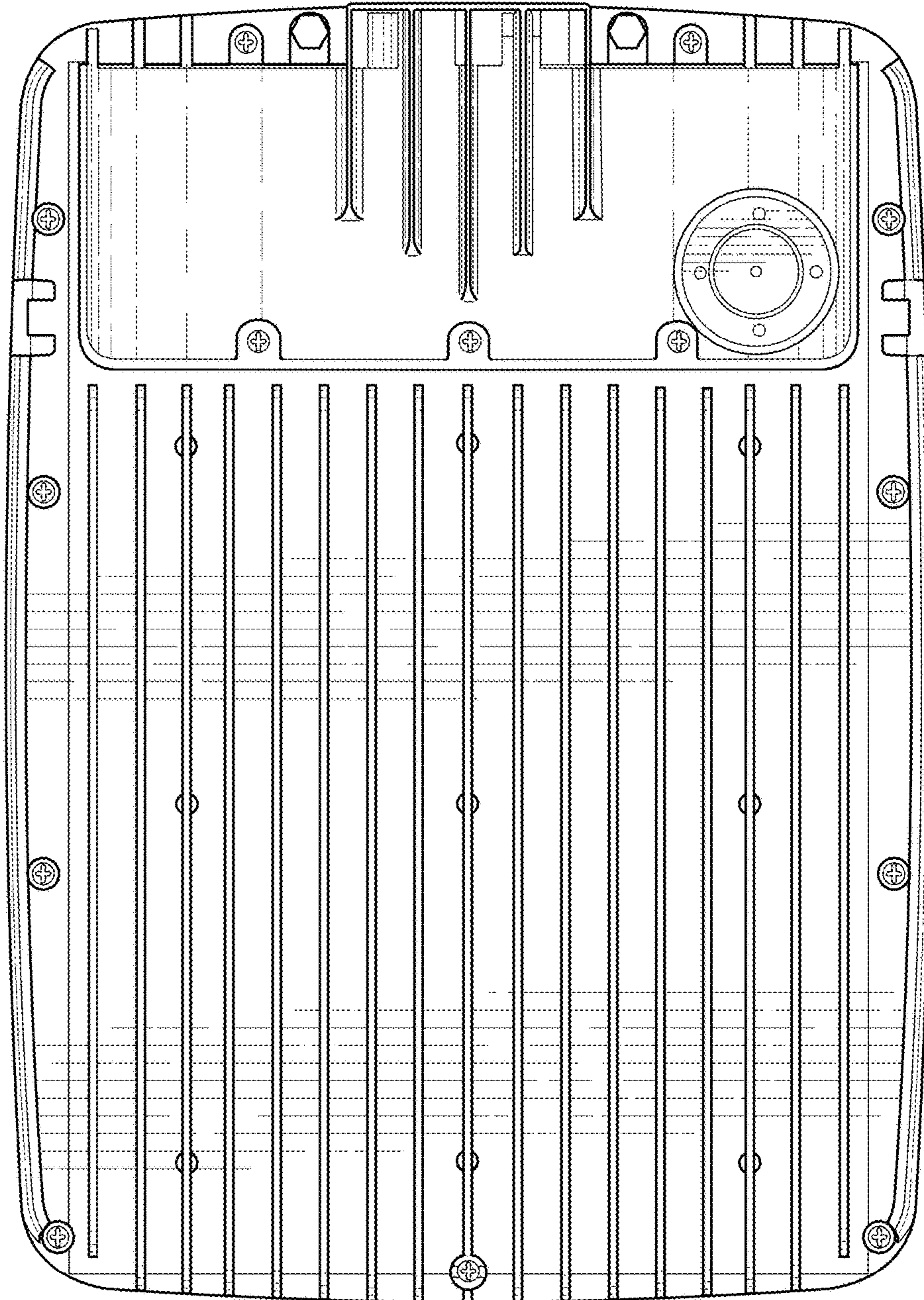


FIG. 4

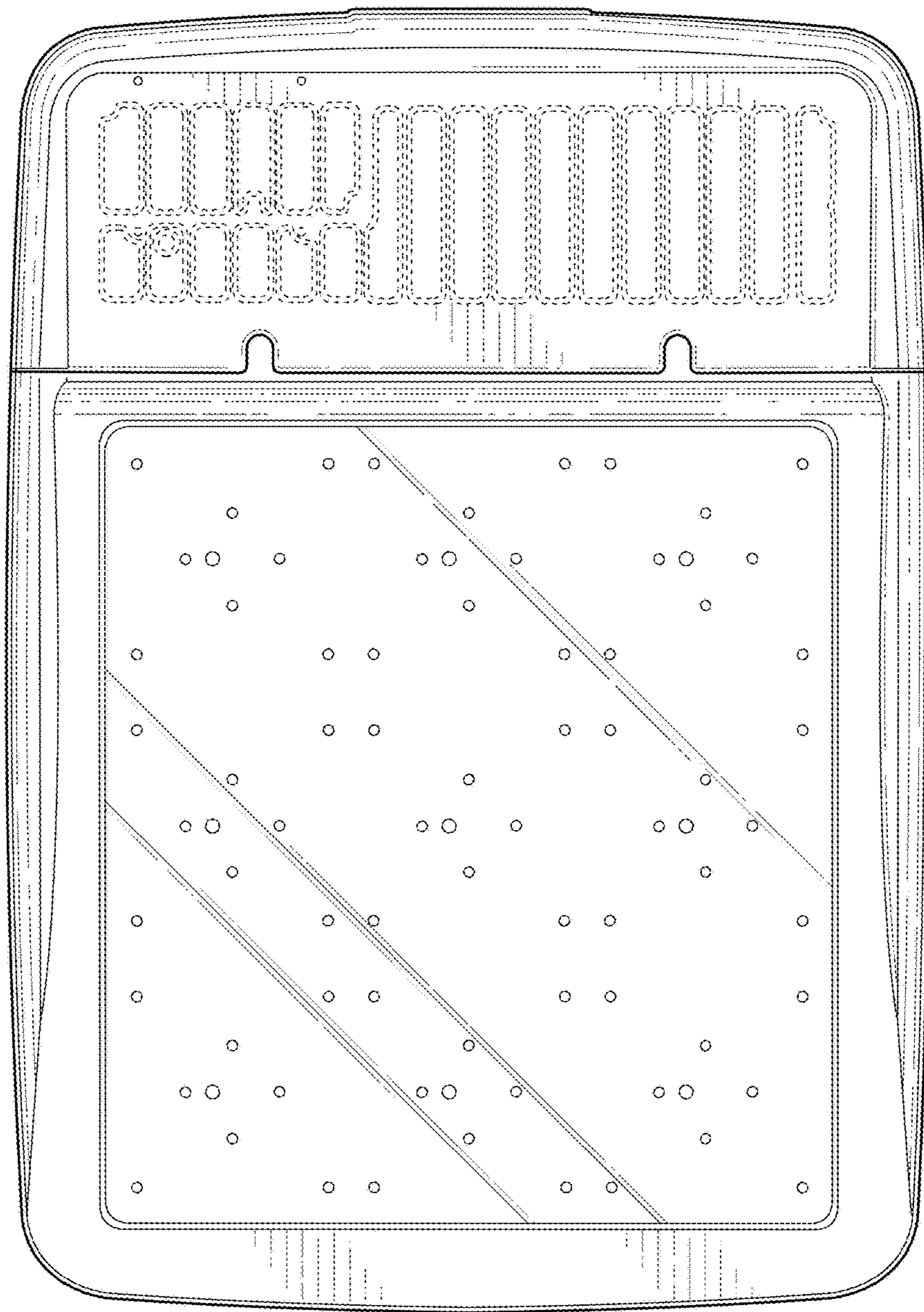


FIG. 5



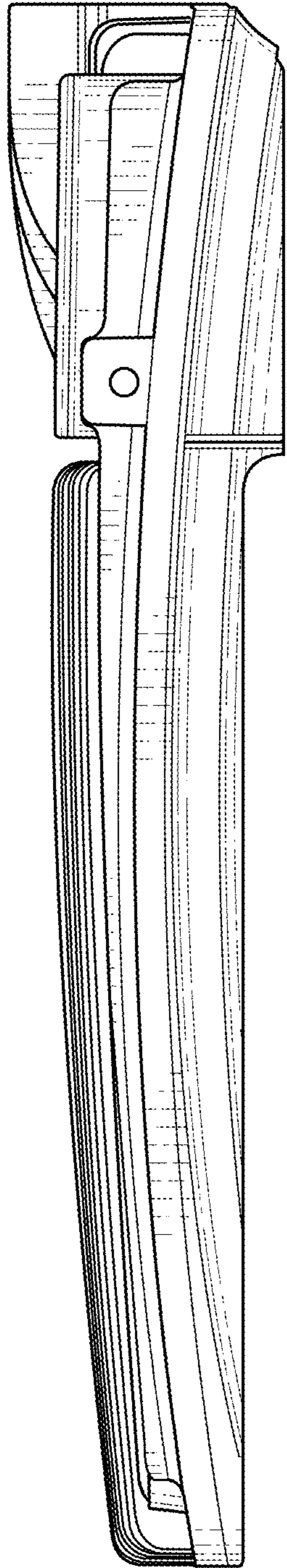


FIG. 6

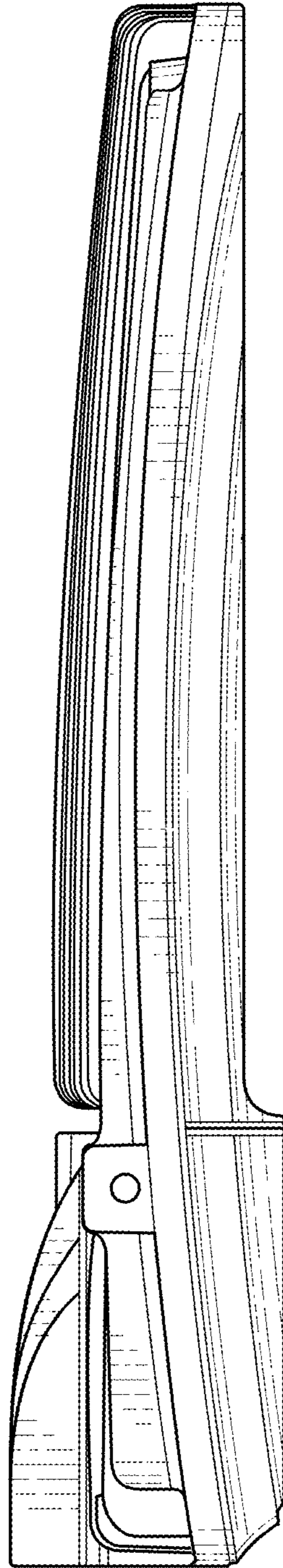


FIG. 7