



US00D831253S

(12) **United States Design Patent** (10) **Patent No.:** **US D831,253 S**
Vyvey (45) **Date of Patent:** **** Oct. 16, 2018**

(54) **LAMP**
(71) Applicant: **PHILIPS LIGHTING HOLDING B.V., Eindhoven (NL)**
(72) Inventor: **Christophe Vyvey, Beerse (BE)**
(73) Assignee: **PHILIPS LIGHTING HOLDING B.V., Eindhoven (NL)**
(**) Term: **15 Years**
(21) Appl. No.: **35/502,397**
(22) Filed: **Nov. 3, 2016**
(80) **Hague Agreement Data**
Int. Filing Date: **Nov. 3, 2016**
Int. Reg. No.: **DM/094424**
Int. Reg. Date: **Nov. 3, 2016**
Int. Reg. Pub. Date: **Feb. 3, 2017**

(30) **Foreign Application Priority Data**
May 4, 2016 (EM) 003110006-0002
(51) **LOC (11) Cl.** **26-05**
(52) **U.S. Cl.**
USPC **D26/68**
(58) **Field of Classification Search**
USPC D26/24, 63, 67-70, 93, 104, 105, 110, D26/112, 118
CPC .. F21S 6/002; F21S 6/003; F21S 6/004; F21S 6/005; F21S 8/08; F21S 8/081; F21S 8/083; F21S 8/088; F21S 9/03; F21S 9/032; F21S 9/035; F21S 9/037; F21S 8/089; F21V 7/041; F21V 21/06; F21V 21/0824; F21W 2131/109; F21W 2111/023
See application file for complete search history.

(56) **References Cited**
U.S. PATENT DOCUMENTS
D209,416 S * 11/1967 Smith D25/129
D211,277 S * 6/1968 Layton D26/104

D328,956 S * 8/1992 Leonard D11/131
D372,320 S * 7/1996 Brady D20/41
D373,000 S * 8/1996 Brady D20/41
D381,449 S * 7/1997 Metchear, III D26/68
D388,900 S * 1/1998 Metchear, III D26/68
D393,089 S * 3/1998 Metchear, III D26/68
D406,915 S * 3/1999 Metchear, III D26/68
D446,330 S * 8/2001 Metchear, III D26/68
6,457,847 B1 * 10/2002 Levasseur F21V 3/00 362/147
D560,015 S * 1/2008 Richmond D26/68
D571,495 S * 6/2008 Berns D26/68
D581,577 S * 11/2008 Baldele D26/104
D588,738 S * 3/2009 Goetz-Schaefer D26/68
D589,194 S * 3/2009 Sabernig D26/104
D589,203 S * 3/2009 Sabernig D26/104
D597,694 S * 8/2009 Dworschak D26/68
D613,899 S * 4/2010 Whittier D26/118
D648,058 S * 11/2011 Chen D26/93
D661,832 S * 6/2012 Williams D26/68
D663,459 S * 7/2012 Wauters D26/68
D663,460 S * 7/2012 Wauters D26/68
D664,277 S * 7/2012 Reo D26/68
D667,583 S * 9/2012 Reo D26/68

(Continued)

Primary Examiner — Darlington Ly

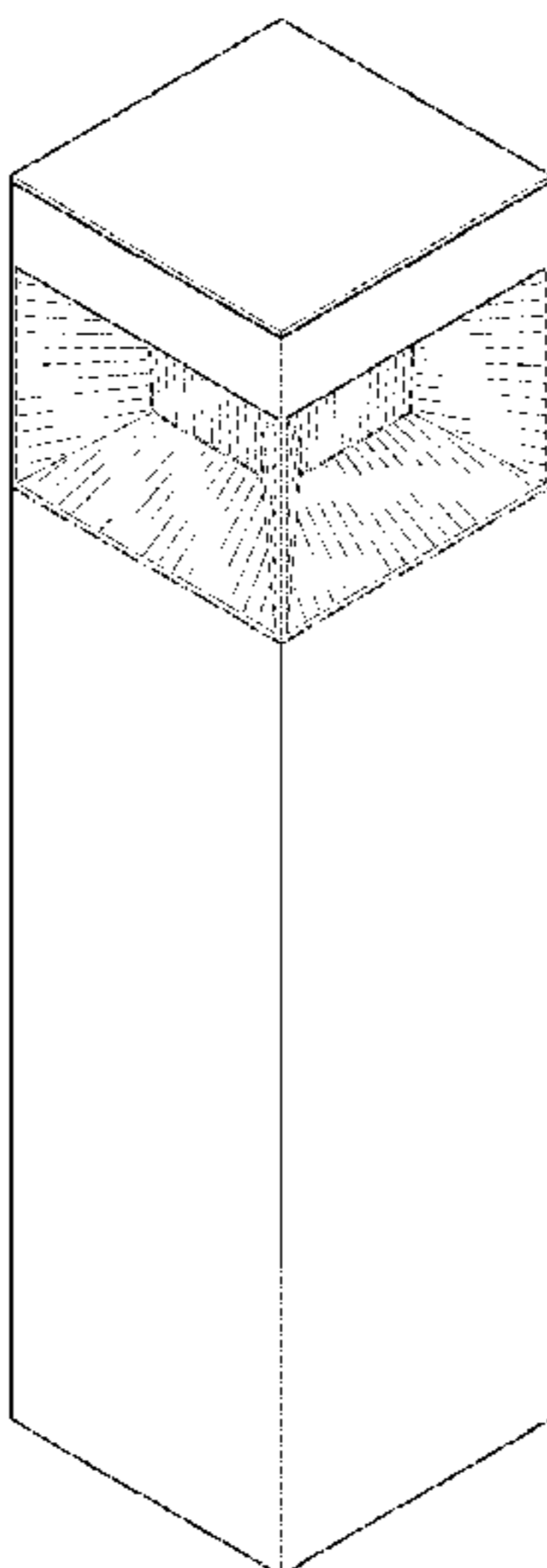
(57) **CLAIM**

The ornamental design for a lamp, as shown and described.

DESCRIPTION

1.1 is a perspective view of a lamp showing our new design;
1.2 is a front elevation view thereof;
1.3 is a rear elevation view thereof;
1.4 is a right side view thereof;
1.5 is a left side elevation view thereof;
1.6 is a top plan view thereof; and
1.7 is a bottom plan view thereof.

1 Claim, 4 Drawing Sheets



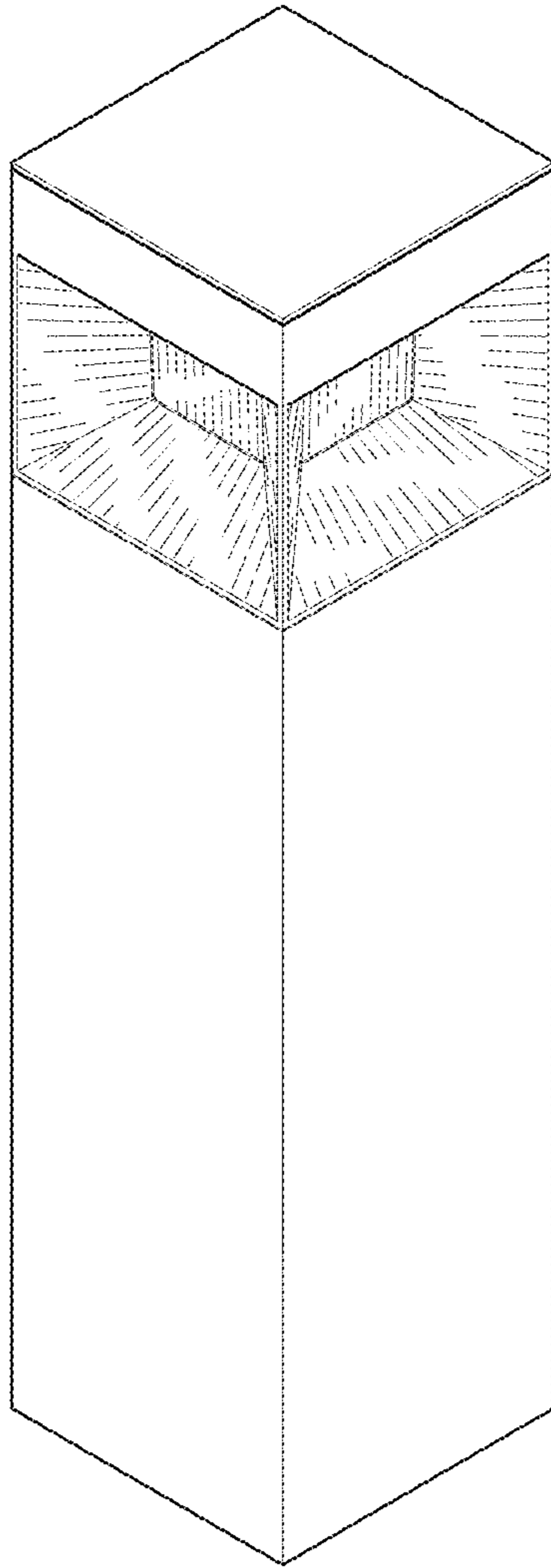
(56)

References Cited


U.S. PATENT DOCUMENTS

D670,420	S	*	11/2012	Hui	D26/51
D670,848	S	*	11/2012	Reo	D26/68
D675,767	S	*	2/2013	Guercio	D26/68
D678,578	S	*	3/2013	Wauters	D26/68
D679,436	S	*	4/2013	Gismondi	D26/68
D721,197	S	*	1/2015	Sorensen	D26/68
D745,206	S	*	12/2015	Clark	D26/104
D773,710	S	*	12/2016	Ahrari	D26/68
D782,726	S	*	3/2017	Thompson	D26/93
D796,100	S	*	8/2017	Ahrari	D26/68
D803,466	S	*	11/2017	Mou	D26/104
2006/0176684	A1	*	8/2006	Richmond	F21S 9/037 362/153


* cited by examiner




1.1




1.2




1.3




1.4



1.5



1.6



1.7