



US00D831235S

(12) **United States Design Patent** (10) **Patent No.:** **US D831,235 S**
Clayton et al. (45) **Date of Patent:** **** Oct. 16, 2018**

(54) **ROOF AND WALL PANEL**

13/0837; E04F 13/0864; E04F 13/0894;
E04B 1/70; B21D 13/00

See application file for complete search history.

(71) Applicant: **Bluescope Steel Limited**, Melbourne
(AU)

(56) **References Cited**

(72) Inventors: **Trevor Clayton**, North Sydney (AU);
Robert Klees, North Sydney (AU);
Seaton McKeon, North Sydney (AU);
Henri Spaile, North Sydney (AU);
John Szalla, North Sydney (AU)

U.S. PATENT DOCUMENTS

502,552 A * 8/1893 Detombay E04D 3/362
52/531
511,385 A * 12/1893 White E04D 5/142
52/418
2,127,392 A * 8/1938 Copeland E04D 3/364
52/528
2,172,270 A * 9/1939 Ansel E04D 3/365
52/520

(73) Assignee: **BlueScope Steel Limited**, Melbourne
(AU)

(Continued)

(**) Term: **15 Years**

FOREIGN PATENT DOCUMENTS

(21) Appl. No.: **29/596,902**

WO 2015079305 A1 6/2015

(22) Filed: **Mar. 13, 2017**

Primary Examiner — Vy N Koenig

Assistant Examiner — Kimberly Barnes

(30) **Foreign Application Priority Data**

(74) *Attorney, Agent, or Firm* — Michael Best &
Friedrich LLP

Sep. 12, 2016 (AU) 201615112

(51) **LOC (11) Cl.** **25-01**

(52) **U.S. Cl.**

USPC **D25/141**

(58) **Field of Classification Search**

USPC D25/138–163, 121, 123; 52/798.1

CPC E04D 1/00; E04D 1/02; E04D 1/06; E04D

1/12; E04D 1/18; E04D 1/26; E04D 3/00;

E04D 3/02; E04D 3/16; E04D 3/24;

E04D 3/30; E04D 3/361; E04D 3/362;

E04D 3/363; E04D 3/364; E04D 3/368;

E04D 2001/005; E04D 2001/3491; E04D

7/005; E04D 1/265; E04D 1/30; E04D

1/34; E04D 13/16; E04F 2201/0115;

E04F 2201/0153; E04F 13/08; E04F

(57) **CLAIM**

We claim the ornamental design for a roof and wall panel,
as shown and described.

DESCRIPTION

FIG. 1 is a left end elevation view of a roof and wall panel
showing our new design.

FIG. 2 is a right end elevation view of the roof and wall
panel.

FIG. 3 is a front left perspective view of the roof and wall
panel.

FIG. 4 is a rear left perspective view of the roof and wall
panel.

FIG. 5 is a top plan view of the roof and wall panel.

FIG. 6 is a rear elevation view of the roof and wall panel.

FIG. 7 is a front elevation view of the roof and wall panel.

FIG. 8 is an enlarged detail of circumscribed area “8” in FIG.
1; and,

(Continued)

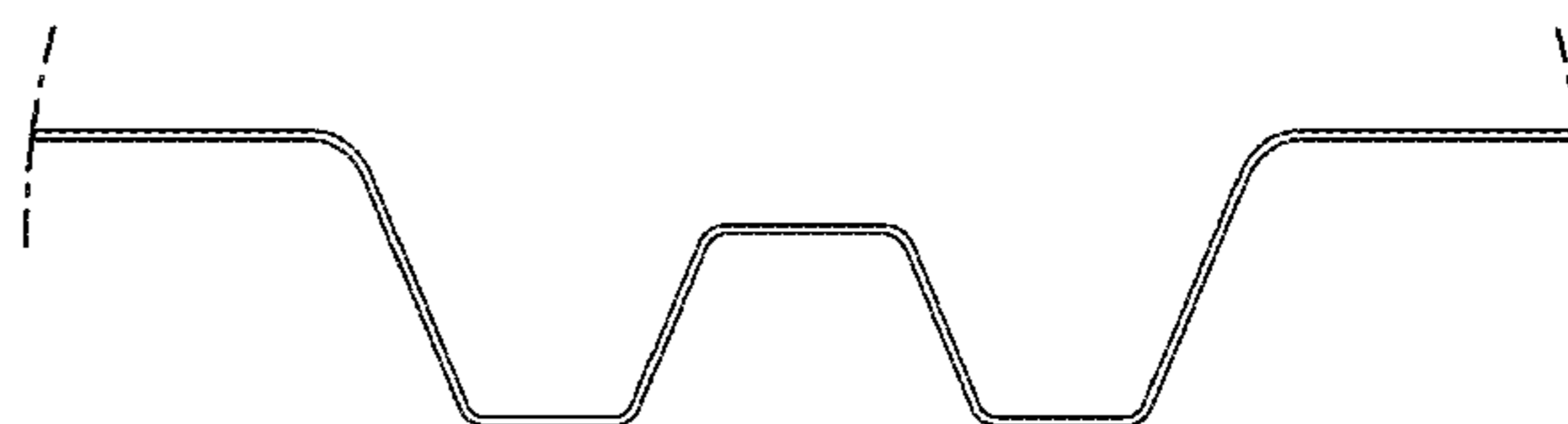



FIG. 9 is an enlarged detail of circumscribed area "9" in FIG. 1.

1 Claim, 8 Drawing Sheets

(56)

References Cited

U.S. PATENT DOCUMENTS

3,421,279 A * 1/1969 Franc B21D 13/045
428/599
3,466,831 A * 9/1969 Lenoir E04C 2/292
52/394
D216,836 S * 3/1970 Faulkner D25/123
3,520,100 A * 7/1970 Webb E04D 3/24
52/534
3,667,185 A * 6/1972 Maurer E04D 3/24
52/478

3,674,620 A * 7/1972 McCarthy et al. B29C 53/26
428/114
4,562,678 A * 1/1986 Carroll A01F 25/08
52/302.3
5,402,572 A * 4/1995 Schulte E04D 3/3608
29/402.09
5,752,355 A * 5/1998 Sahramaa E04D 1/18
52/519
5,855,101 A * 1/1999 Schulte E04D 3/3608
52/506.05
D526,726 S * 8/2006 Bragg D25/141
D748,289 S * 1/2016 Kamil D25/141
D748,291 S * 1/2016 Kamil D25/141
9,593,497 B2 * 3/2017 Tulpa E04G 21/3214
D795,468 S * 8/2017 Kamil D25/141
D795,469 S * 8/2017 Kamil D25/141
2010/0205883 A1 * 8/2010 Carson E04B 1/08
52/281

* cited by examiner

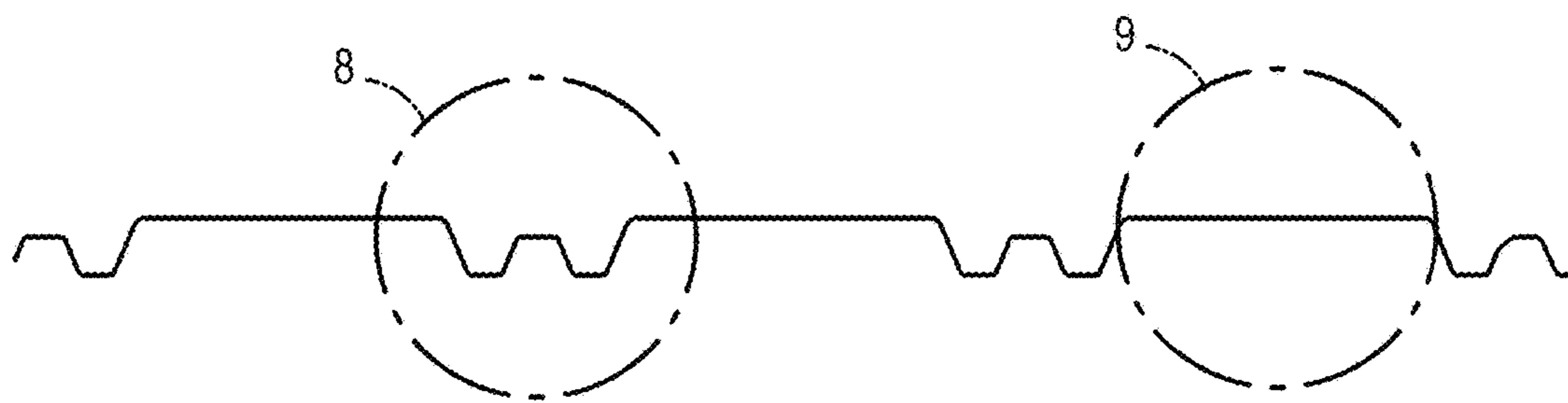


FIG. 1




FIG. 2




FIG. 3




FIG. 4



FIG. 5



FIG. 6




FIG. 7

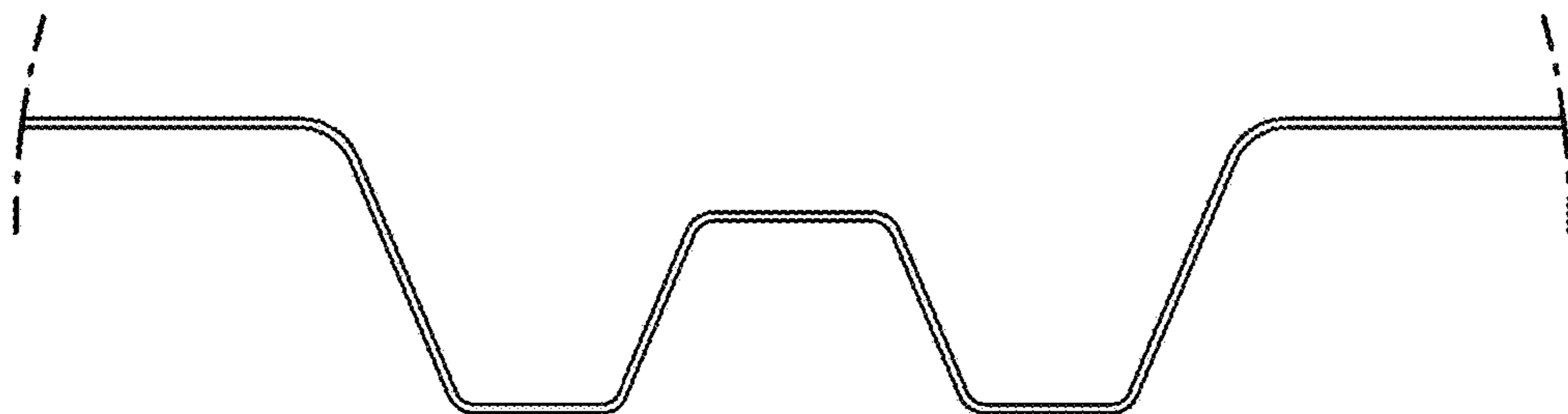


FIG. 8

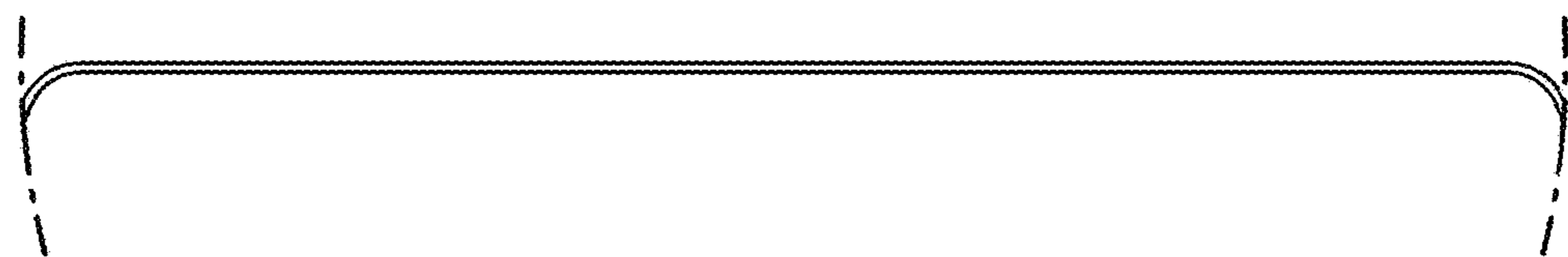


FIG. 9