



US00D831221S

(12) **United States Design Patent** (10) **Patent No.:** **US D831,221 S**
Smith (45) **Date of Patent:** **** Oct. 16, 2018**

(54) **BACK BRACE**

FOREIGN PATENT DOCUMENTS

(71) Applicant: **My Tooth Fairy, LLC**, Novato, CA (US)

WO DM/052483 9/2000

(72) Inventor: **Lisa Sinclair Smith**, Novato, CA (US)

OTHER PUBLICATIONS

(**) Term: **15 Years**

“Copper Fit Pro Series Back Support with Hot/Cold Therapy,” Copper Fit, Retrieved online from <<https://www.amazon.com/dp/B014R3JWOA?tag=dailydeal0c6-20&th=1>> and known to be publicly available at least as early as Feb. 6, 2017, 8 pages.

(21) Appl. No.: **29/601,227**

(Continued)

(22) Filed: **Apr. 20, 2017**

(51) **LOC (11) Cl.** **24-03**

Primary Examiner — Charles D Hanson

(52) **U.S. Cl.**
USPC **D24/190**

(74) *Attorney, Agent, or Firm* — Fredrikson & Byron, P.A.

(58) **Field of Classification Search**
USPC D24/190
CPC A61F 5/02
See application file for complete search history.

(57) **CLAIM**

(56) **References Cited**

I claim the ornamental design for back brace, as shown and described.

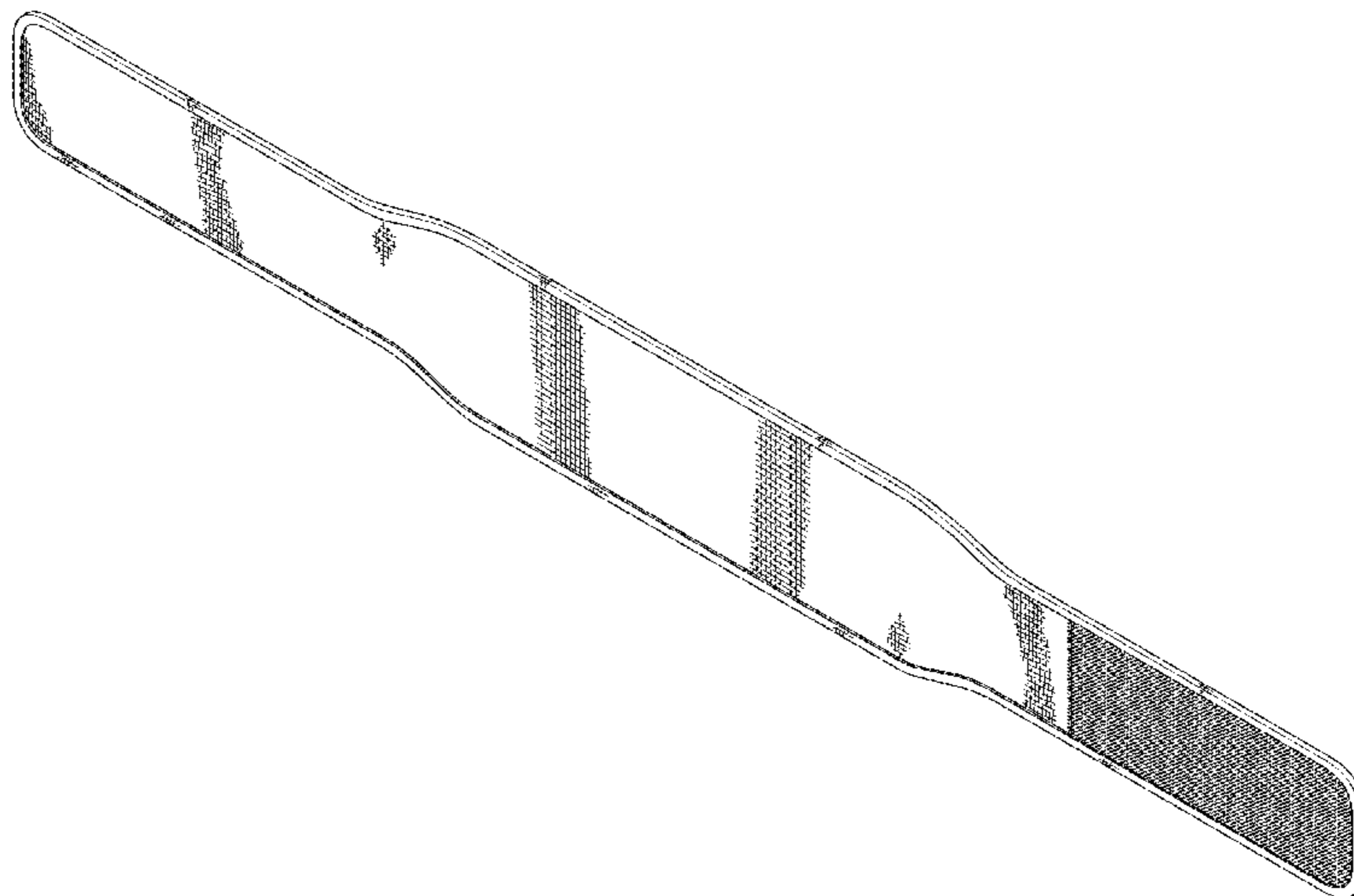
U.S. PATENT DOCUMENTS

DESCRIPTION

4,175,553	A *	11/1979	Rosenberg	A61F 5/028
					2/44
4,964,401	A *	10/1990	Taigen	A61F 5/028
					128/876
5,046,488	A	9/1991	Schiek, Sr.		
5,086,758	A *	2/1992	Schiek, Sr.	A61F 5/028
					128/876
5,207,635	A *	5/1993	Richards	A61F 5/028
					128/876
5,421,809	A	6/1995	Rise		
D375,186	S *	11/1996	Kim	D13/183
D422,709	S *	4/2000	Caswell	D2/624
D451,605	S *	12/2001	Snider	D24/190
6,921,375	B2 *	7/2005	Kihara	A61F 5/028
					2/311
D550,847	S *	9/2007	Kixmiller	D24/190
D608,008	S *	1/2010	Jang	D24/190
8,808,213	B2 *	8/2014	Hendricks	A61F 5/028
					602/19
9,872,794	B2 *	1/2018	Ingimundarson	A61F 5/028
9,975,025	B2 *	5/2018	McCrane	A63B 69/0059

FIG. 1 is a front perspective view of my new design for back brace;
FIG. 2 is a back perspective view thereof;
FIG. 3 is a front elevation view thereof;
FIG. 4 is a back elevation view thereof;
FIG. 5 is a top plan view thereof;
FIG. 6 is a bottom plan view thereof;
FIG. 7 is a left side view thereof;
FIG. 8 is a right side view thereof;
FIG. 9 is a perspective view of a thereof being worn by a user; and,
FIG. 10 is a perspective view thereof, showing a break to indicate no particular length, however nothing is claimed that is not shown.

1 Claim, 5 Drawing Sheets



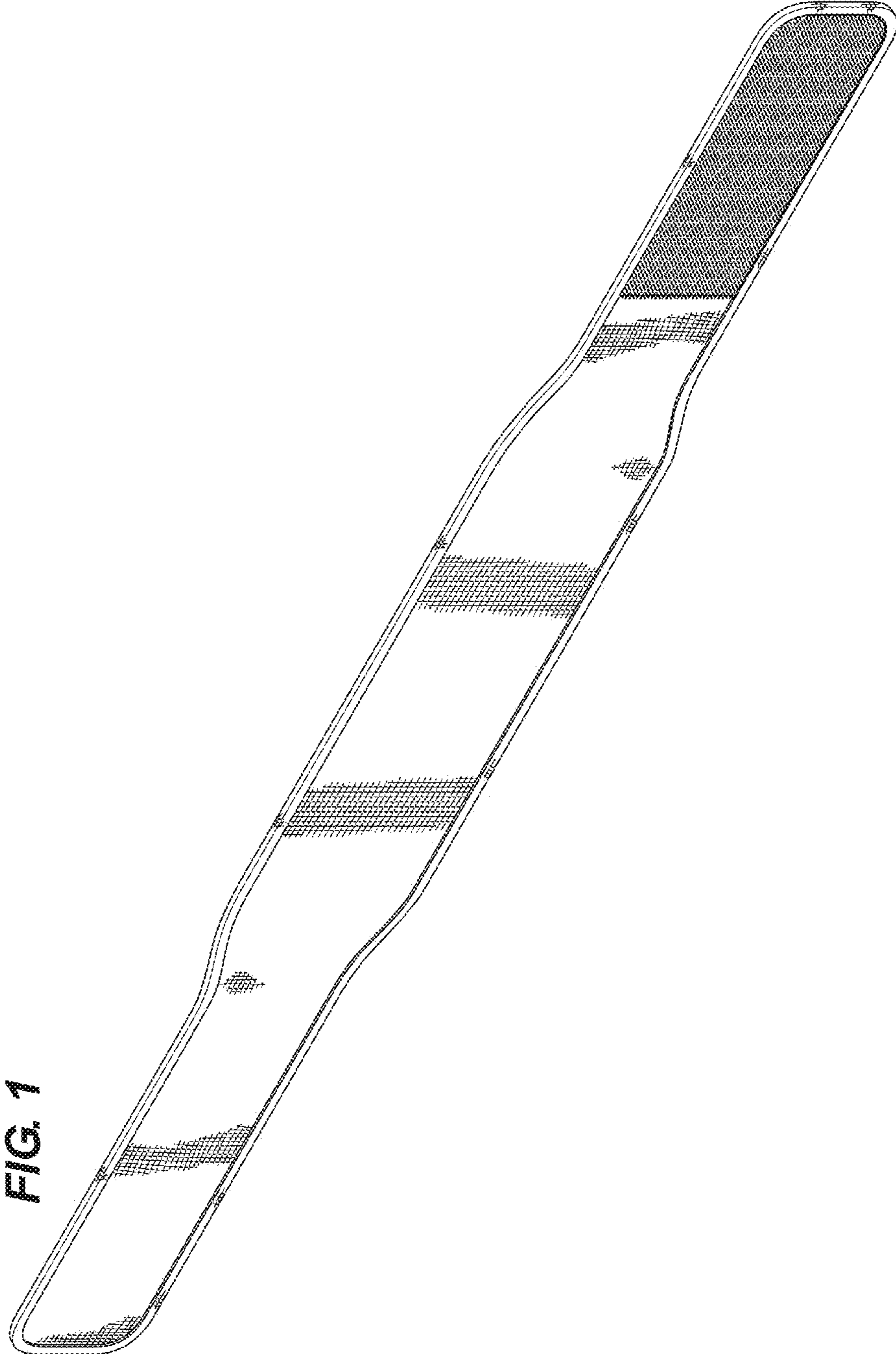
(56)

References Cited

OTHER PUBLICATIONS

“BraceUP Stabilizing Lumbar Lower Back Brace and Support Belt with Dual Adjustable Straps and Breathable Mesh Panels,” BraceUP, Retrieved online from <<https://www.amazon.com/BraceUP%C2%AE-Stabilizing-Support-Adjustable-Breathable/dp/B00ZN0HZ78?th=1&psc=1>> and known to be publicly available at least as early as Mar. 24, 2017, 7 pages.

* cited by examiner



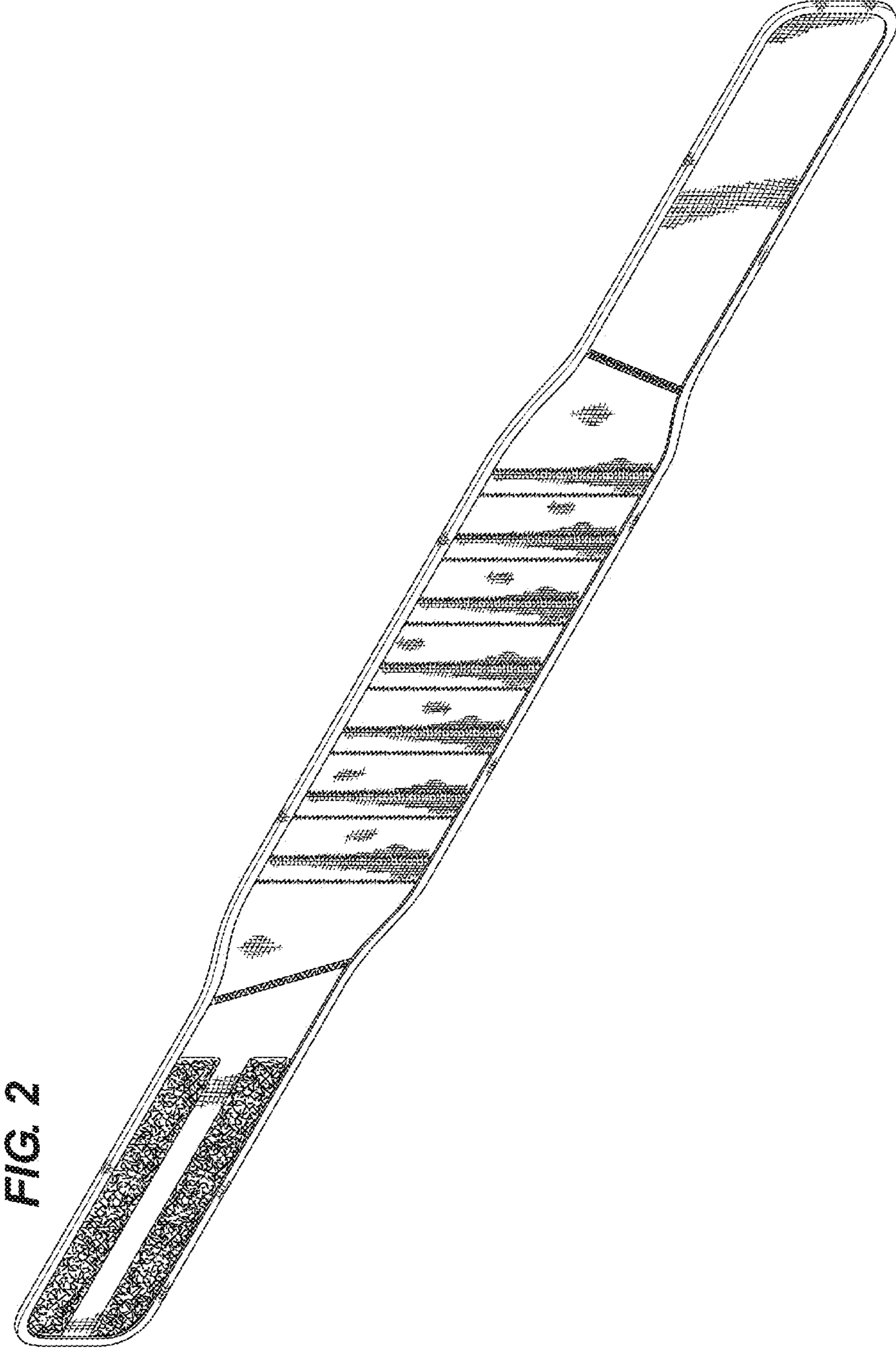


FIG. 2

FIG. 3




FIG. 4




FIG. 5



FIG. 6



FIG. 7



FIG. 8


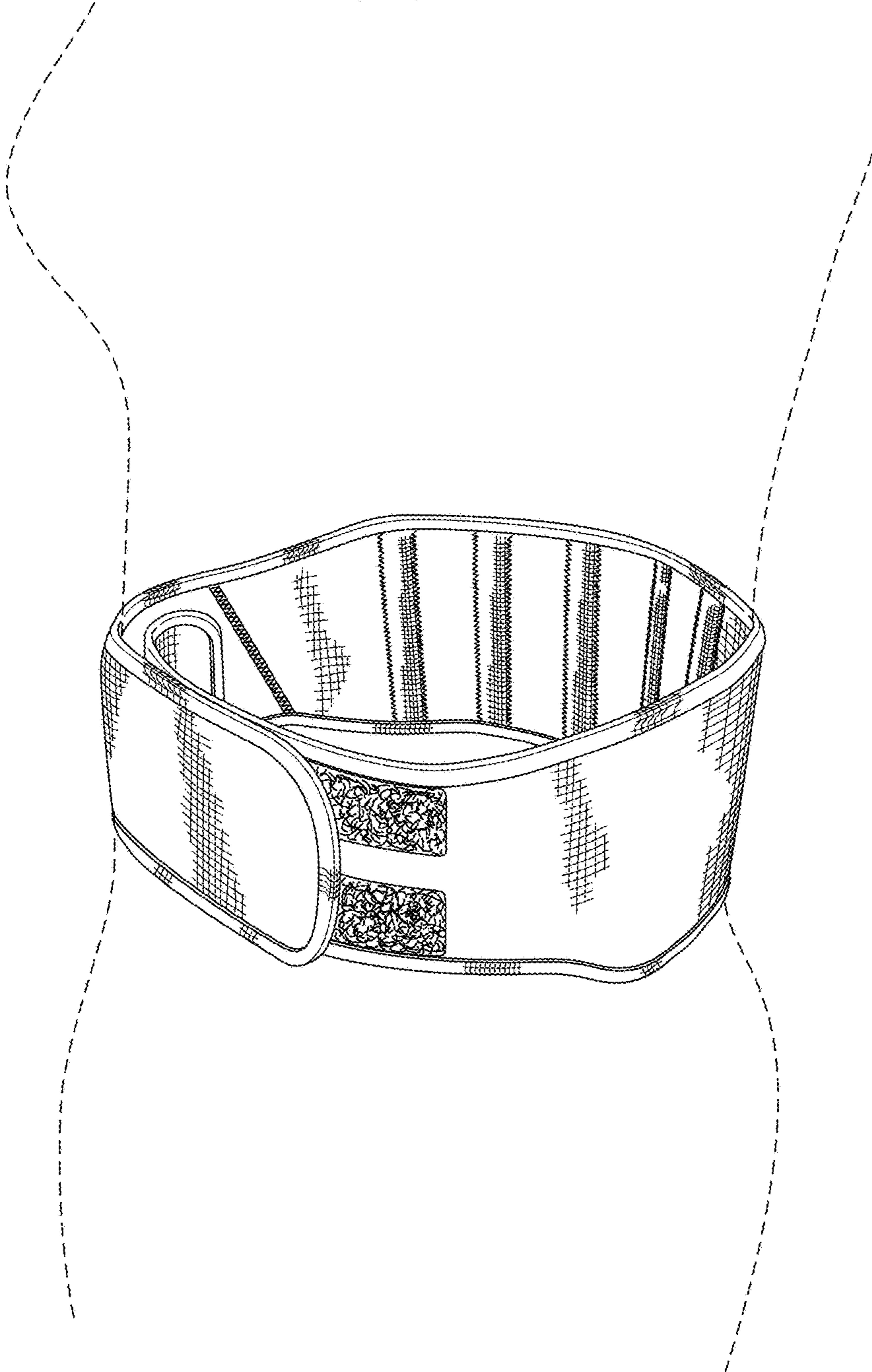


FIG. 9



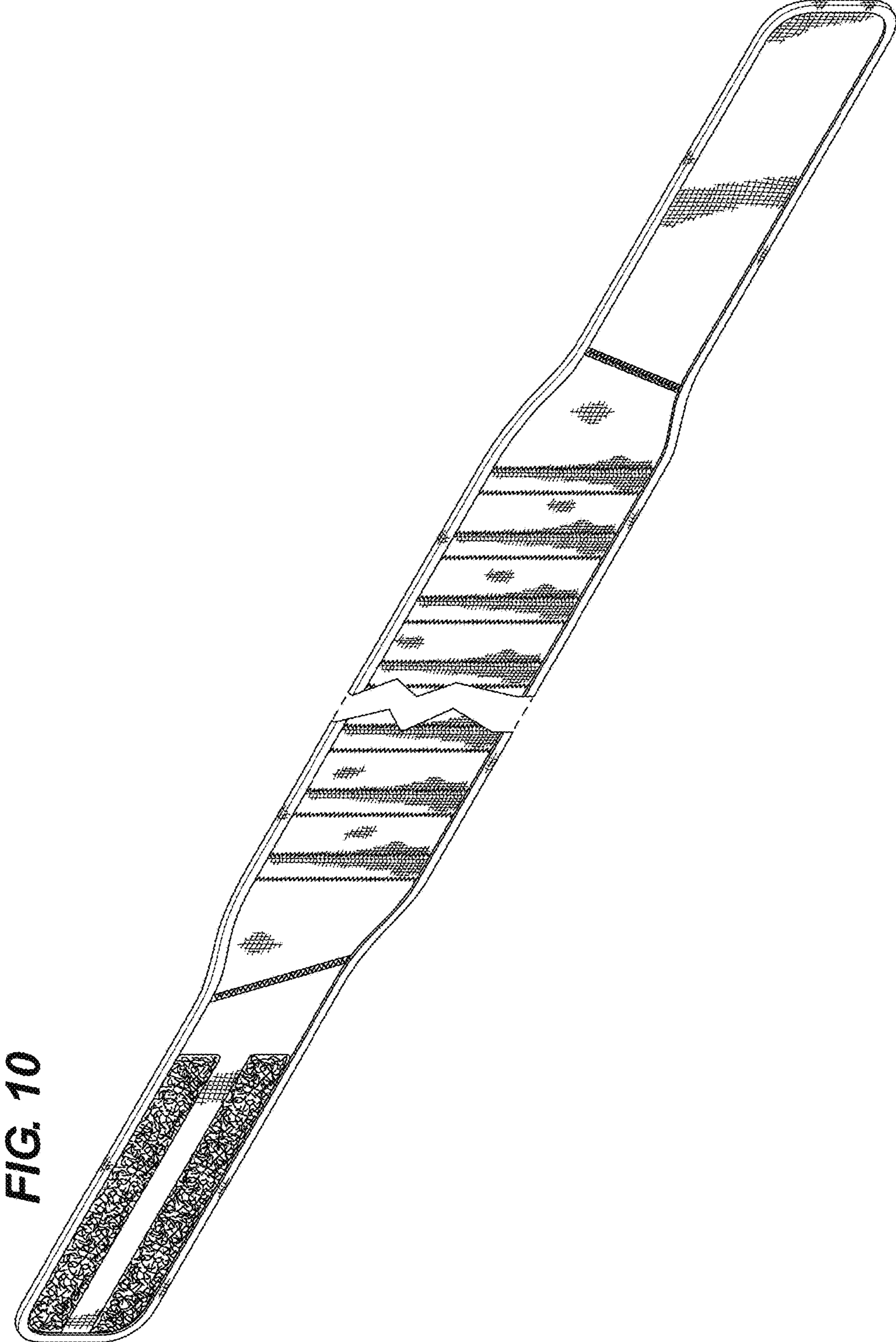


FIG. 10