



US00D831208S

(12) **United States Design Patent** (10) **Patent No.:** **US D831,208 S**
Benisty et al. (45) **Date of Patent:** **** Oct. 16, 2018**

(54) **DISPOSABLE TIP DEVICE**

OTHER PUBLICATIONS

(71) Applicant: **LUMENIS LTD.**, Yokneam (IL)

Plastic PVC Disposable Medical Nozzle Tip Vaginal Applicators. Ningbo Suncity 2016. Retrieved on May 9, 2018. Retrieved from the Internet: <URL: www.china-vials.com/product/plastic-pvc-disposable-medical-nozzle-tip-vaginal-applicator.htm>.*
Rectal/Vaginal Tip. Medisca. Retrieved on May 9, 2018. Retrieved from the Internet: <URL: https://www.edisca.com/Pages/ProductDetails.aspx?StockCode=7769&C=DEV&C3=3>.*

(72) Inventors: **Eyal Benisty**, Kfar Hachoresh (IL); **Shlomi Ben Naim**, Migdal Haemek (IL); **Nissim Hay**, Netanya (IL); **Arie Kraiser**, Petah Tiqwa (IL)

(73) Assignee: **LUMENIS LTD.**, Yokneam (IL)

* cited by examiner

(**) Term: **15 Years**

Primary Examiner — Wan Laymon

(21) Appl. No.: **29/557,687**

(74) *Attorney, Agent, or Firm* — Isus Intellectual Property PLL; A. Jason Mirabito

(22) Filed: **Mar. 10, 2016**

(57) **CLAIM**

(51) **LOC (11) Cl.** **24-02**

The ornamental design for a disposable tip device, as shown and described.

(52) **U.S. Cl.**

DESCRIPTION

USPC **D24/144**; D24/112

(58) **Field of Classification Search**

USPC D24/127, 133, 141, 144, 147, 108, 112; 600/437

CPC A61B 17/4241; A61B 17/50; A61M 1/008; A61M 1/0084; A61M 3/0279; A61M 3/0283; A61M 3/0275

See application file for complete search history.

FIG. 1 is a front view of a disposable tip device of the new design.

FIG. 2 is a right side view of a disposable tip device of the new design.

FIG. 3 is a left side view of a disposable tip device of the new design.

FIG. 4 is a back view of a disposable tip device of the new design.

FIG. 5 is a perspective view of a disposable tip device of the new design.

FIG. 6 is a top view of a disposable tip device of the new design; and,

FIG. 7 is a bottom view of a disposable tip device of the new design.

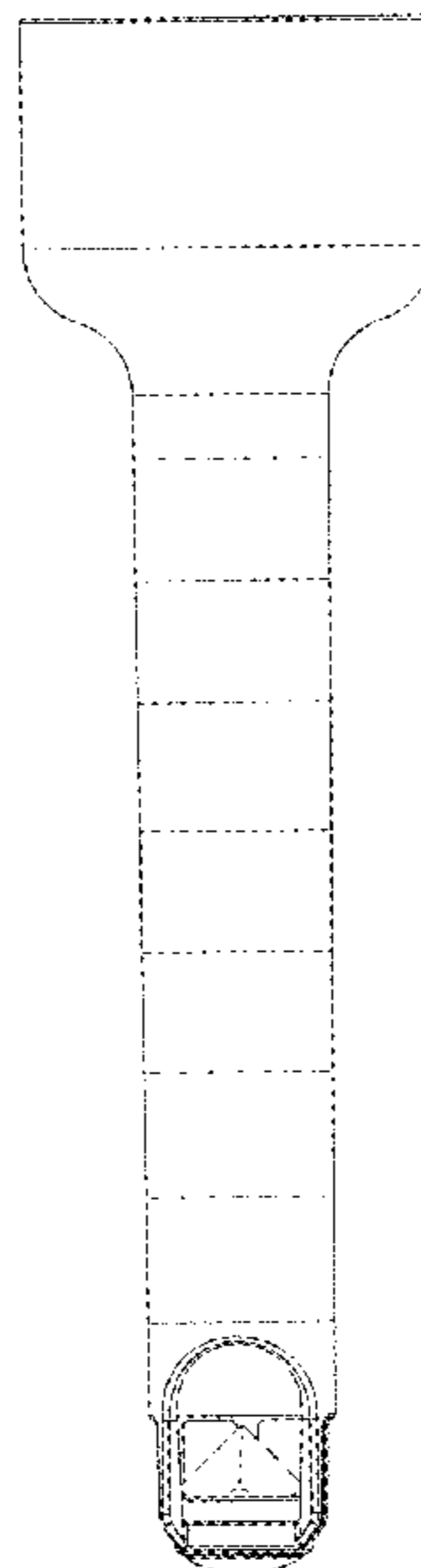
In the drawings, the broken lines depict environmental subject matter only and form no part of the claimed design.

(56) **References Cited**

U.S. PATENT DOCUMENTS

D266,872	S	*	11/1982	Anderson	D24/112
5,431,662	A	*	7/1995	Nicholas	A61B 17/4241
						606/119
D453,829	S	*	2/2002	McMahon	D24/112
D478,383	S	*	8/2003	Timm	D24/144
D581,050	S	*	11/2008	Cottier	D24/133
D627,463	S	*	11/2010	Voic	D24/144
9,655,646	B2	*	5/2017	Richey	A61B 17/4241

1 Claim, 7 Drawing Sheets



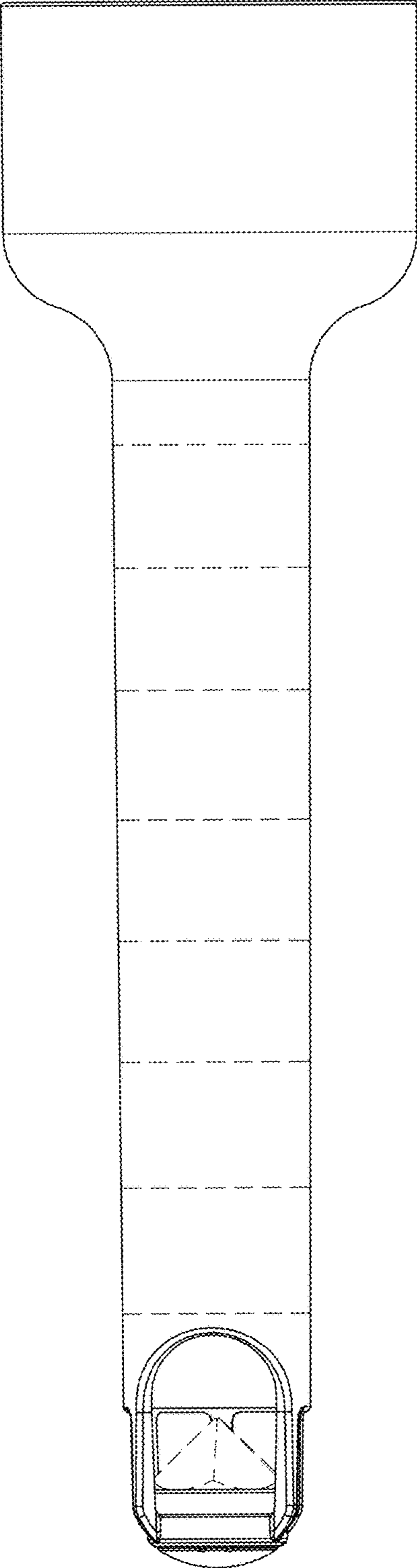


FIG. 1

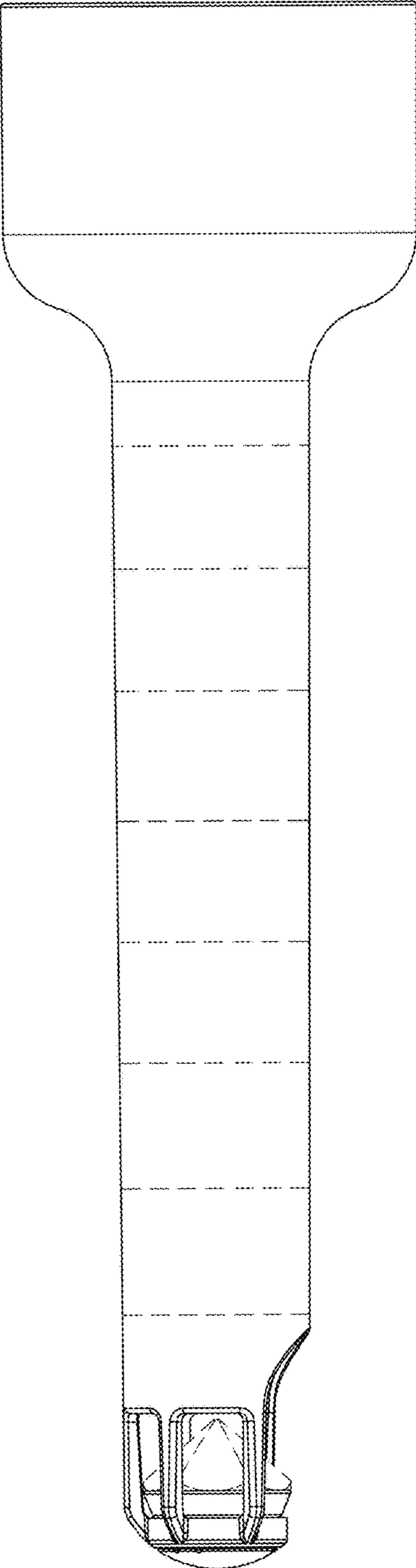


FIG. 2

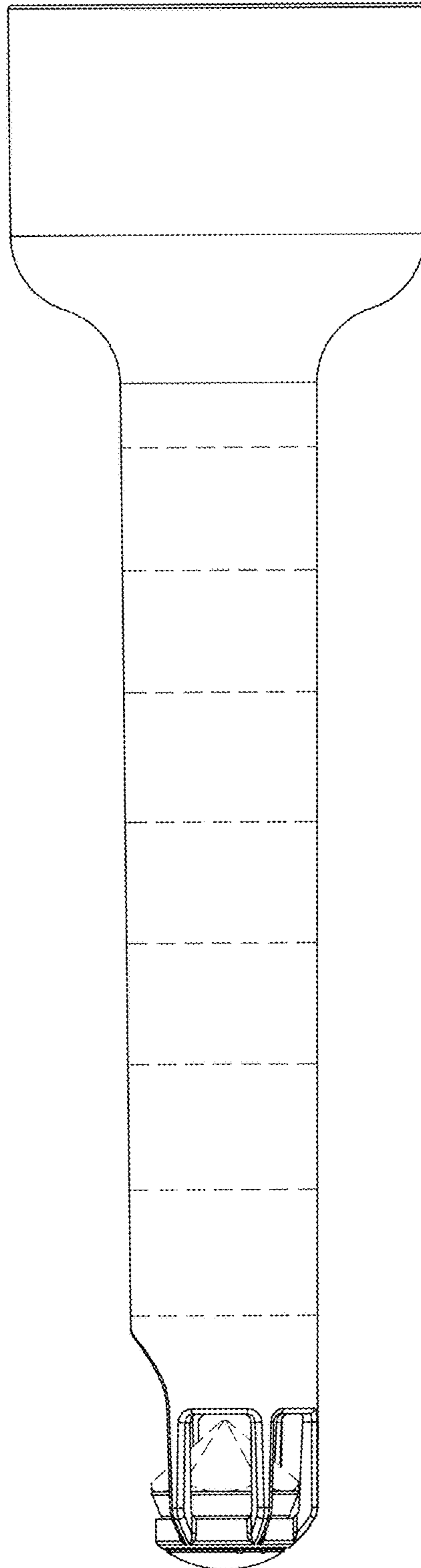


FIG.3

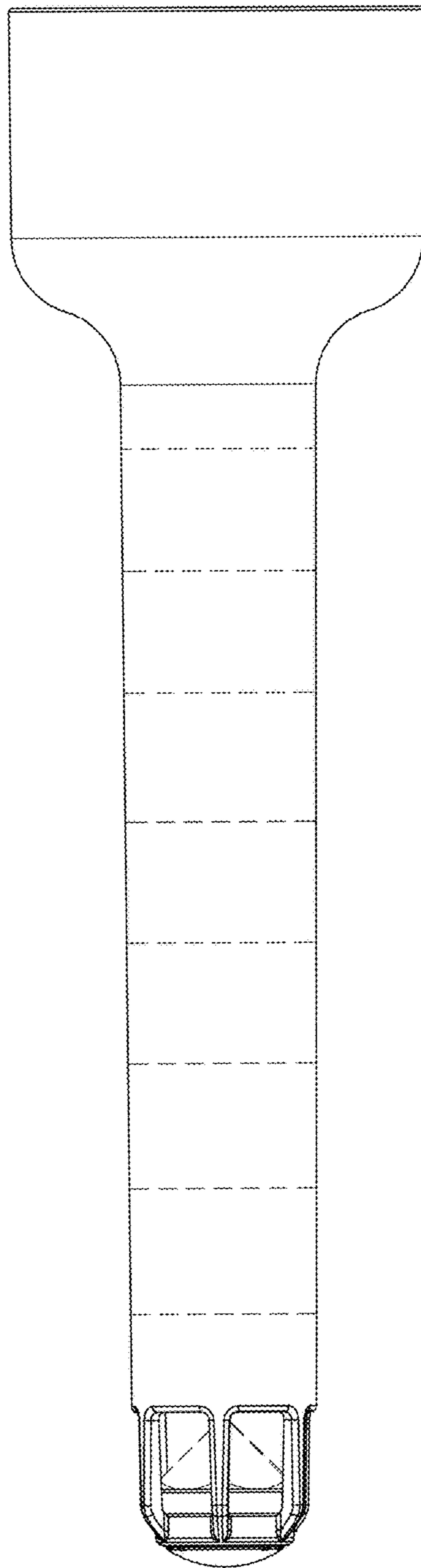


FIG. 4

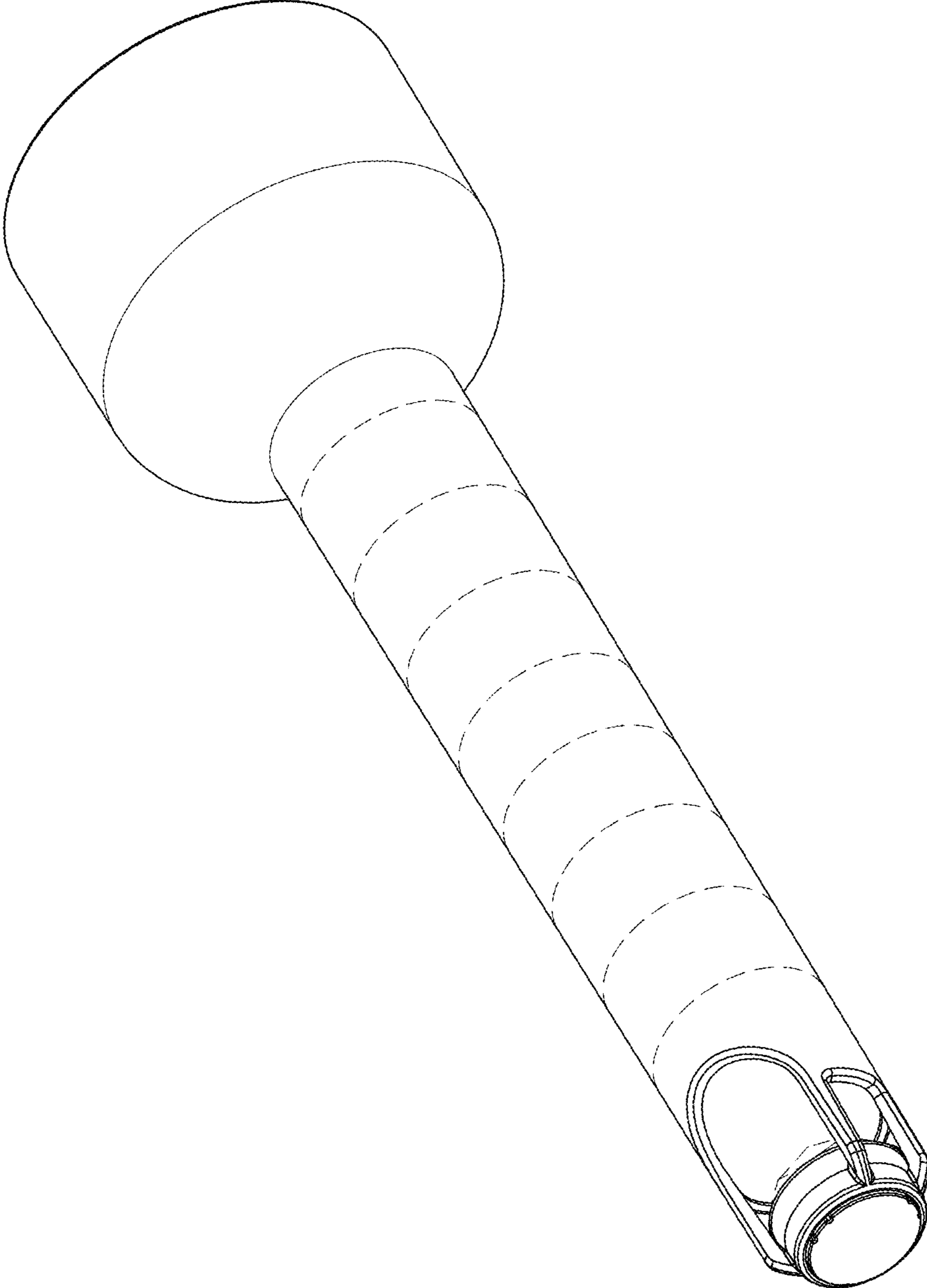


FIG. 5

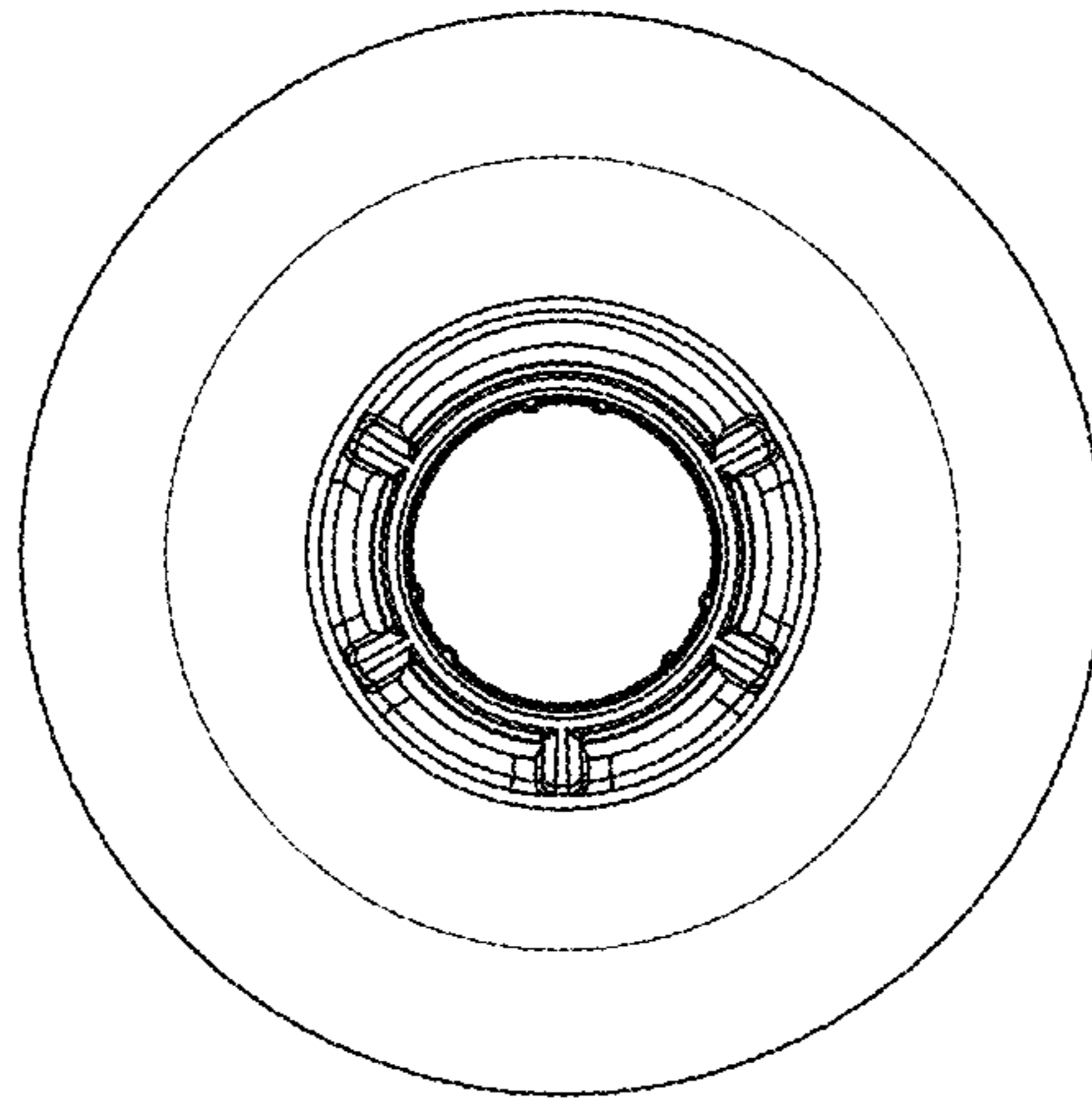


FIG.6

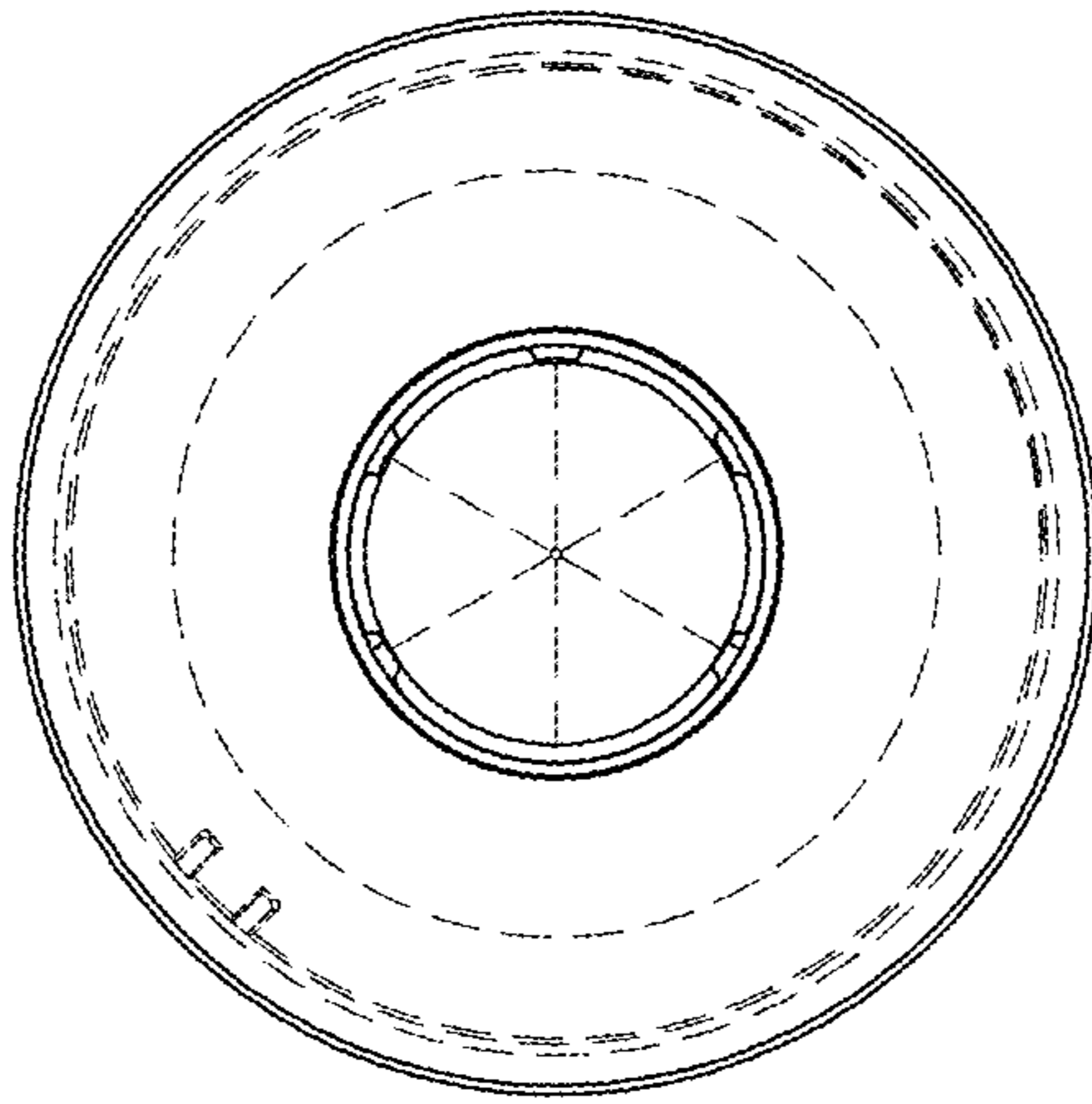


FIG. 7