



US00D831204S

(12) **United States Design Patent** (10) **Patent No.:** **US D831,204 S**  
**Davis et al.** (45) **Date of Patent:** **\*\* Oct. 16, 2018**

(54) **ENTERAL SYRINGE**  
(71) Applicant: **NEOMED, INC.**, Woodstock, GA (US)  
(72) Inventors: **Benjamin M. Davis**, Woodstock, GA (US); **Aaron N. Ingram**, Canton, GA (US); **Mark M. Costello**, Co. Mayo (IE); **John Burke**, County Roscommon (IE)

2,869,543 A 1/1959 Ratcliff et al.  
2,939,459 A 6/1960 Lazarte et al.  
3,326,215 A 6/1967 Sarnoff et al.  
3,370,754 A 2/1968 Cook et al.  
3,489,147 A 1/1970 Shaw  
3,557,787 A 1/1971 Cohen

(Continued)

**FOREIGN PATENT DOCUMENTS**

CA 2548976 A1 12/2007  
DE 2108381 B2 8/1972

(Continued)

(\*\*) Term: **15 Years**

(21) Appl. No.: **29/533,134**

(22) Filed: **Jul. 14, 2015**

**Related U.S. Application Data**

(63) Continuation-in-part of application No. 29/530,724, filed on Jun. 18, 2015, which is a continuation-in-part of application No. 29/519,107, filed on Mar. 2, 2015, now Pat. No. Des. 807,502.

(51) **LOC (11) Cl.** ..... **24-02**

(52) **U.S. Cl.**  
USPC ..... **D24/130**

(58) **Field of Classification Search**  
USPC ..... D24/127-131, 112-114, 133, 186, 121;  
606/181, 185; 604/264, 523-528, 272,  
604/187, 158, 164.01-164.11, 181, 184,  
604/227; 600/101, 139, 143;  
128/200.24, 207.14, 207.15

CPC ..... A61M 5/178; A61M 3/00; A61M 5/20;  
A61M 5/31; A61M 5/3146; A61M  
5/3129; A61M 5/3148; A61M 5/315

See application file for complete search history.

(56) **References Cited**

**U.S. PATENT DOCUMENTS**

1,704,921 A 3/1929 Nicoll  
2,708,438 A 5/1955 Cohen

**OTHER PUBLICATIONS**

Written Opinion for PCT/US2016/042248; dated Jul. 11, 2017; 8 pgs.

(Continued)

*Primary Examiner* — David Muller  
*Assistant Examiner* — Nathan Johnston  
(74) *Attorney, Agent, or Firm* — Gardner Groff  
Greenwald & Villanueva, PC

(57) **CLAIM**

The ornamental design for an enteral syringe, substantially as shown and described.

**DESCRIPTION**

FIG. 1 is a perspective view of an enteral syringe showing our new design.

FIG. 2 is a front elevation view thereof.

FIG. 3 is a rear elevation view thereof.

FIG. 4 is a first side elevation view thereof.

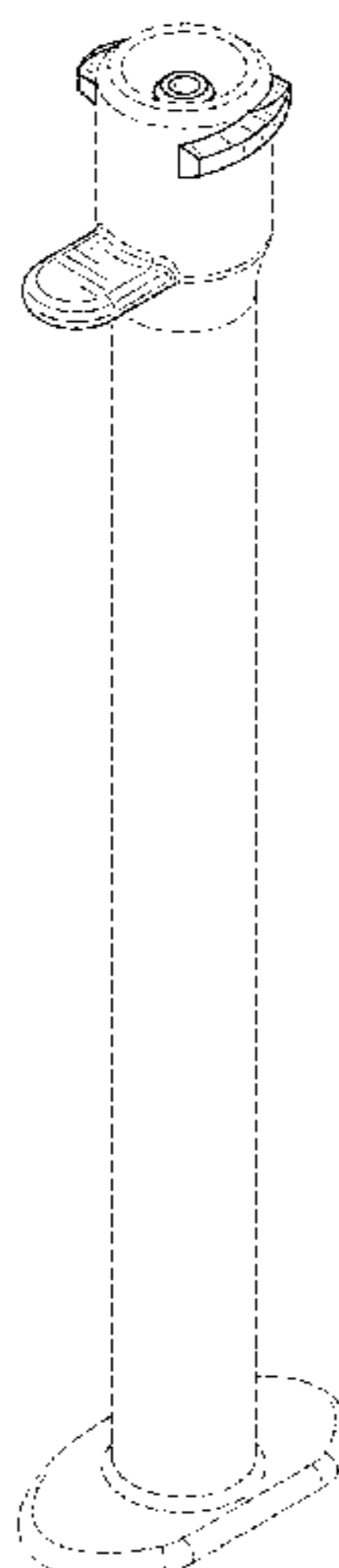
FIG. 5 is a second side elevation view thereof.

FIG. 6 is a first end elevation view thereof; and,

FIG. 7 is a second end elevation view thereof.

The broken lines show portions of the design that form no part of the claimed.

**1 Claim, 4 Drawing Sheets**





(56)

References Cited

OTHER PUBLICATIONS

U.S. PATENT DOCUMENTS

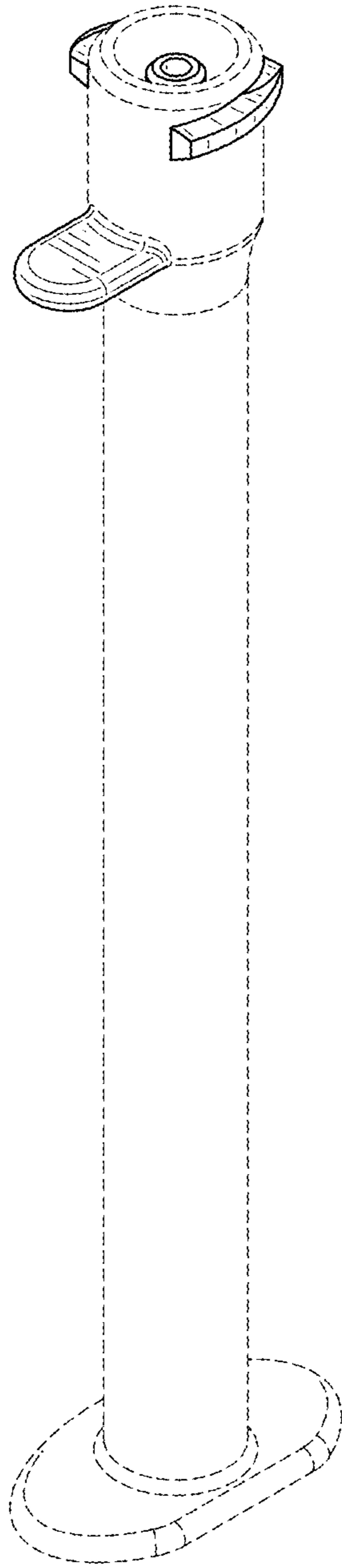
2007/0123822 A1 5/2007 Wang et al.  
 2008/0021414 A1\* 1/2008 Alheidt ..... A61M 5/31515  
 604/220  
 2008/0045929 A1 2/2008 Birnbach  
 2008/0114307 A1 5/2008 Smith et al.  
 2008/0140020 A1 6/2008 Shirley  
 2012/0022457 A1 1/2012 Silver  
 2012/0029471 A1 2/2012 Lee et al.  
 2012/0265150 A1 10/2012 Frey et al.  
 2013/0030379 A1 1/2013 Ingram et al.  
 2013/0090606 A1 4/2013 Shams  
 2013/0098861 A1 4/2013 Lair et al.  
 2013/0144255 A1\* 6/2013 Cohn ..... A61M 5/3243  
 604/506  
 2013/0150797 A1\* 6/2013 Lesch, Jr. .... A61M 5/2033  
 604/187  
 2014/0276442 A1 9/2014 Haughey  
 2015/0073356 A1 3/2015 Sasayama et al.  
 2015/0164744 A1 6/2015 Ingram et al.  
 2015/0238747 A1 8/2015 Russo  
 2016/0030293 A1 2/2016 Dorsey et al.  
 2016/0067422 A1 3/2016 Davis et al.  
 2016/0159635 A1 6/2016 Davis et al.  
 2016/0175201 A1 6/2016 Schuessler  
 2016/0199591 A1\* 7/2016 Matsui ..... A61M 5/3129  
 604/240  
 2016/0250415 A1 9/2016 Yagi et al.  
 2017/0203045 A1\* 7/2017 Ivosevic ..... A61M 5/31513

FOREIGN PATENT DOCUMENTS


EP 0148715 A1 7/1985  
 EP 1110568 A2 6/2001  
 EP 1447072 A1 8/2004  
 EP 1980282 A1 10/2008  
 EP 2269685 A2 1/2011  
 FR 1126718 6/1955  
 FR 2720279 A1 12/1995  
 FR 2929854 A1 10/2009  
 FR 2930428 A1 10/2009  
 WO 9200717 A1 1/1992  
 WO 9803210 A2 1/1998  
 WO 9831410 A1 7/1998  
 WO 0130415 A2 5/2001  
 WO 03072162 A2 9/2003  
 WO 2011026156 A1 3/2011  
 WO 2013081699 A2 6/2013  
 WO 2016154304 A1 9/2016  
 WO 2016205626 A1 12/2016  
 WO 2017011754 A1 1/2017

Guide to New Enteral Feeding Connections; Covidien; Dec. 31, 2015; 4 pgs.  
 Invitation to Pay Additional Fees for PCT/US2017/042559; Oct. 16, 2017; 15 pgs.  
 Carrera, Amy Long, MS, RD, CNSC, CWCMS; Enfit: How to Transition to the New Feeding Tube Connectors; Shield Healthcare, Inc.; Feb. 4, 2015; 5 pgs.  
 International Search Report & Written Opinion for PCT/US2016/042248; dated Sep. 21, 2016; 10 pgs.  
 Premier Safety Institute; New Enteral Feeding Products with ENFit Connectors: Implementation Timeline Delayed; SafetyShare; Jun. 18, 2015; 2 pgs.  
 NeoMed Enteral Syringe; 2007 (8 pgs).  
 Partial International Search Report for PCT/US2011/051338; Dec. 14, 2011 (2 pgs).  
 Vygon Sales Sheet; 2014 (2 pgs).  
 International Search Report & Written Opinion for PCT/US2017/043747; dated Nov. 2, 2017; 14 pgs.  
 Alternative Syringes Low Displacement Option PowerPoint Presentation; Presented by Rork Swisher of Covidien; ISO 80369 Series Meeting; Berlin Germany; 11 pgs; Mar. 19, 2014.pgs.  
 Bostik Evo-Stik Adhesive Express Syringe; www.amazon.co.uk/Bostik-808546-Evo-Stik-Adhesive-Express/dp/B006O6DMFO; 1 pg; date unknown.  
 Brazilian Peel Syringe Applicator; www.amazon.com/Brazilian-Peel-Applications/dp/B003IIUN6W/ref=cm\_cr\_pr\_product\_top?ie=UTF8; 1 pg; date unknown.  
 International Search Report & Written Opinion for PCT/US2016/023771; dated Jun. 27, 2016; 17 pgs.  
 J-B Weld Epoxy Sprng; www.lowes.com/pd\_556898-81288-50112\_0\_?productID=50149636; 1 pg; date unknown.  
 New ISO Tubing Connector Standards: A Follow-Up to the Sentinel Event Alert Webinar PowerPoint Presentation; www.jointcommission.org; 50 pgs; Dec. 3, 2014.  
 New Tube Feeding Connectors Webinar PowerPoint Presentation; www.oley.org; 24 pgs; Jun. 24, 2014.  
 Sulzer Dosing Syringe with Piston; www.directindustry.com/prod/sulzer-chemtech/product-28889-903259.html; 1 pg; date unknown.  
 "Enfit Update"; Feeding Tube Awareness Foundation; Feb. 2015; 5 pgs.  
 Pash, Elizabeth MS, RD, LDN; "Enteral Connectors: New Standards and Designs"; DNS Symposium; Baltimore, Maryland; Jun. 2015; 32 pgs.  
 International Search Report & Written Opinion for PCT/US20171042559; dated Dec. 7, 2017; 21 pgs.  
 International Search Report & Written Opinion for PCT/US2017/052321; dated Feb. 13, 2018; 17 pgs.  
 Invitation to Pay Additional Fees for PCT/US2017/052321; dated Dec. 4, 2017; 10 pgs.  
 Kasper et al.; "ENFit Enteral Connections: Are You Ready?"; Premier Safety Institute; Mar. 26, 2015; 5 pgs.


\* cited by examiner




*FIG. 1*




*FIG. 2*



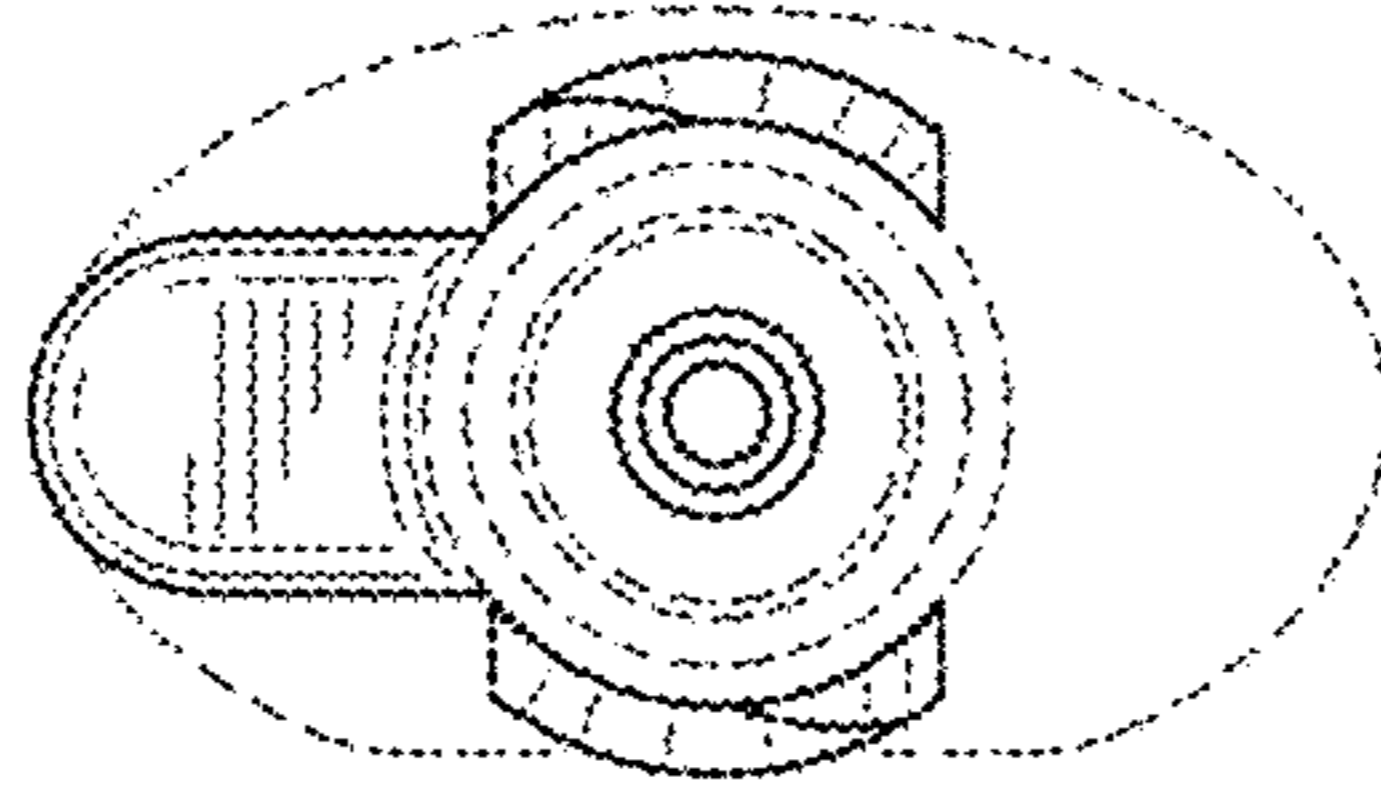
*FIG. 3*



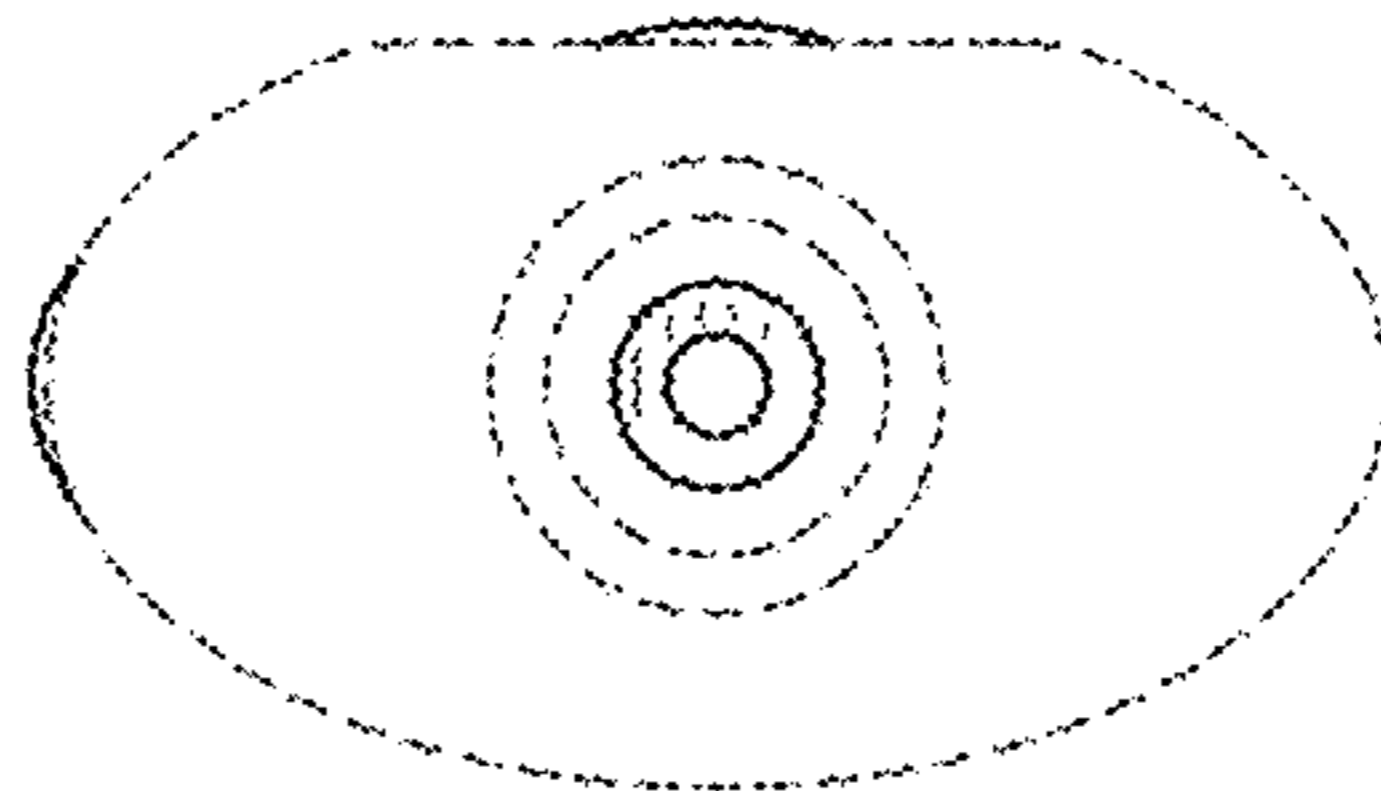
*FIG. 4*



*FIG. 5*



*FIG. 6*



*FIG. 7*