



US00D831203S

(12) **United States Design Patent** (10) **Patent No.:** **US D831,203 S**  
**Davis et al.** (45) **Date of Patent:** **\*\* Oct. 16, 2018**

- (54) **ENTERAL SYRINGE**
- (71) Applicant: **NEOMED, INC.**, Woodstock, GA (US)
- (72) Inventors: **Benjamin M. Davis**, Woodstock, GA (US); **Aaron N. Ingram**, Canton, GA (US); **John Burke**, County Roscommon (IE); **Mark M. Costello**, County Mayo (IE)
- (73) Assignee: **NEOMED, INC.**, Woodstock, GA (US)
- (\*\*) Term: **15 Years**

- 3,370,754 A 2/1968 Cook et al.
- 3,489,147 A 1/1970 Shaw
- 3,557,787 A 1/1971 Cohen
- 3,570,486 A 3/1971 Engelsher
- 3,572,337 A 3/1971 Schunk
- (Continued)

**FOREIGN PATENT DOCUMENTS**

- CA 2548976 A1 12/2007
- DE 2108381 B2 8/1972
- (Continued)

**OTHER PUBLICATIONS**

Alternative Syringes Low Displacement Option PowerPoint Presentation; Presented by Rork Swisher of Covidien; ISO 80369 Series Meeting; Berlin Germany; 11 pgs; Mar. 19, 2014.pgs.  
(Continued)

- (21) Appl. No.: **29/530,724**
- (22) Filed: **Jun. 18, 2015**

**Related U.S. Application Data**

- (63) Continuation-in-part of application No. 29/519,107, filed on Mar. 2, 2015, now Pat. No. Des. 807,502.
- (51) **LOC (11) Cl.** ..... **24-02**
- (52) **U.S. Cl.**  
USPC ..... **D24/130**
- (58) **Field of Classification Search**  
USPC ..... D24/130, 112-114, 108, 133, 127, 186; 606/181, 185; 604/264, 272, 187, 181, 604/184, 227; 128/200.24, 207.14, 128/207.15  
CPC ..... A61M 5/178; A61M 3/00; A61M 5/20; A61M 5/31; A61M 5/3146; A61M 5/3129; A61M 5/3148; A61M 5/315  
See application file for complete search history.

*Primary Examiner* — David Muller  
*Assistant Examiner* — Nathan Johnston  
(74) *Attorney, Agent, or Firm* — Gardner Groff Greenwald & Villanueva, PC

(57) **CLAIM**

The ornamental design for an enteral syringe, substantially as shown and described.

**DESCRIPTION**

FIG. 1 is a perspective view of an enteral syringe showing our new design.  
FIG. 2 is a front elevation view thereof.  
FIG. 3 is a rear elevation view thereof.  
FIG. 4 is a first side elevation view thereof.  
FIG. 5 is a second side elevation view thereof.  
FIG. 6 is a first end elevation view thereof; and,  
FIG. 7 is a second end elevation view thereof.  
The broken lines show portions of the design that form no part of the claimed.

(56) **References Cited**  
U.S. PATENT DOCUMENTS

- 1,704,921 A 3/1929 Nicoll
- 2,708,438 A 5/1955 Cohen
- 2,869,543 A 1/1959 Ratcliff et al.
- 2,939,459 A 6/1960 Lazarte et al.
- 3,326,215 A 6/1967 Sarnoff et al.

**1 Claim, 4 Drawing Sheets**



# US D831,203 S

(56)

## References Cited

### U.S. PATENT DOCUMENTS

3,659,749	A	5/1972	Schwartz	7,322,941	B2	1/2008	Henshaw
3,678,931	A	7/1972	Cohen	D578,210	S	10/2008	Muta et al.
3,680,558	A	8/1972	Kapelowitz	D581,048	S	11/2008	Kawamura
3,682,174	A	8/1972	Cohen	7,455,661	B2	11/2008	Barrelle et al.
3,684,136	A	8/1972	Baumann	D593,801	S	6/2009	Wilson et al.
3,685,514	A	8/1972	Cheney	7,713,245	B2 *	5/2010	Cipoletti ..... A61M 5/3234 604/218
3,756,390	A	9/1973	Abbey et al.	D618,347	S	6/2010	Bradshaw
3,885,562	A	5/1975	Lampkin	7,842,217	B2	11/2010	Enns et al.
3,885,710	A	5/1975	Cohen	D632,144	S	2/2011	Weisenbach
3,896,805	A *	7/1975	Weingarten ..... A61M 5/284 604/191	7,879,002	B2	2/2011	Jessop
				D635,249	S	3/2011	Becker
3,921,633	A	11/1975	Tischlinger	7,951,108	B2	5/2011	Harper et al.
4,046,145	A	9/1977	Choksi et al.	8,016,795	B2	9/2011	Barrelle et al.
4,171,699	A	10/1979	Jones et al.	D646,531	S	10/2011	Murphy
4,254,768	A	3/1981	Ty	D649,242	S	11/2011	Kosinski et al.
4,351,334	A *	9/1982	Inglefield, Jr. .... A61M 5/3148 604/227	D650,903	S	12/2011	Kosinski et al.
				8,070,721	B2	12/2011	Kakish et al.
D267,536	S	1/1983	Findlay	8,075,523	B2	12/2011	Wayman et al.
4,464,174	A	8/1984	Ennis	D675,540	S	2/2013	Montminy
D282,807	S	3/1986	Hasse	8,398,601	B2 *	3/2013	Smith ..... A61M 5/288 604/199
D287,877	S	1/1987	Holewinski et al.				
4,639,248	A	1/1987	Schweblin	8,465,461	B2	6/2013	Wu et al.
4,693,706	A	9/1987	Ennis, III	D690,417	S	9/2013	Solomon
4,702,737	A	10/1987	Pizzino	8,540,683	B2	9/2013	Williams, Jr. et al.
D320,084	S	9/1991	Stewart et al.	8,740,858	B2	6/2014	Kawamura
D323,031	S	1/1992	Ahlstrand et al.	8,784,377	B2	7/2014	Ranalletta et al.
5,115,816	A	5/1992	Lee	D713,028	S	9/2014	Yevmenenko
D330,862	S	11/1992	Shibley et al.	D715,428	S	10/2014	Baid
5,176,415	A	1/1993	Choksi	8,870,833	B2	10/2014	Lloyd et al.
5,188,599	A *	2/1993	Botich ..... A61M 5/3129 604/110	D721,803	S	1/2015	Dubach
				8,936,577	B2	1/2015	Lee et al.
5,279,566	A	1/1994	Kline, Jr. et al.	8,945,182	B2	2/2015	Oates, II et al.
5,286,067	A	2/1994	Choksi	8,992,505	B2	3/2015	Thorne, Jr. et al.
5,372,586	A	12/1994	Haber et al.	D726,305	S	4/2015	Furukawa
5,395,345	A	3/1995	Gross	3,060,918	A1	6/2015	Tomassini
D369,214	S	4/1996	Nason	D739,524	S	9/2015	Zemel et al.
5,533,973	A	7/1996	Piontek et al.	9,149,622	B2	10/2015	Bonnet et al.
5,569,193	A	10/1996	Hofstetter et al.	D743,025	S	11/2015	Berler
D383,205	S	9/1997	Pagay et al.	9,272,099	B2	3/2016	Limaye et al.
5,704,918	A	1/1998	Higashikawa	9,345,638	B2 *	5/2016	Ferrara ..... A61J 1/2096
5,779,668	A	7/1998	Grabenkort	9,408,971	B2	8/2016	Carlyon
5,785,682	A	7/1998	Grabenkort	9,408,981	B2	8/2016	Cowan
5,836,919	A	11/1998	Skurka et al.	D773,042	S	11/2016	Hwang et al.
5,843,042	A	12/1998	Ren	9,522,237	B2	12/2016	Alheidt et al.
5,876,379	A	3/1999	Beauvais et al.	D785,162	S	4/2017	Swisher et al.
6,010,481	A *	1/2000	Lee ..... A61M 5/3278 604/110	D792,969	S *	7/2017	Taylor ..... D24/130
				9,814,870	B2	11/2017	Jin et al.
D420,129	S	2/2000	McMahon	9,839,750	B2 *	12/2017	Limaye ..... A61M 5/31
6,126,644	A	10/2000	Naganuma et al.	2002/0151851	A1 *	10/2002	Fu ..... A61M 5/3202 604/192
6,164,044	A	12/2000	Porfano et al.	2003/0034264	A1	2/2003	Hamai
6,165,153	A	12/2000	Kashmer	2003/0060759	A1 *	3/2003	Lau ..... A61M 5/5013 604/110
D436,661	S	1/2001	Berry	2003/0163091	A1 *	8/2003	Bush, Jr. .... A61M 5/3234 604/181
D445,176	S	7/2001	Landers	2003/0199816	A1 *	10/2003	Ramming ..... A61M 5/284 604/89
6,270,519	B1	8/2001	Botts	2004/0116876	A1 *	6/2004	La ..... A61B 5/15003 604/227
D447,797	S	9/2001	Odell et al.	2005/0038395	A1	2/2005	Shih
6,391,008	B1 *	5/2002	Tsai ..... A61M 5/322 604/110	2005/0177100	A1	8/2005	Harper et al.
				2005/0251096	A1	11/2005	Armstrong et al.
D460,820	S	7/2002	Niedospial, Jr.	2006/0161106	A1 *	7/2006	Wu ..... A61M 5/322 604/110
D461,243	S	8/2002	Niedospial, Jr.	2006/0189932	A1 *	8/2006	Yang ..... A61M 5/322 604/110
6,432,087	B1	8/2002	Hoeck et al.	2006/0247582	A1 *	11/2006	Alheidt ..... A61M 5/31515 604/228
D462,761	S	9/2002	Swenson	2006/0264824	A1	11/2006	Swisher, III
D463,025	S	9/2002	Swenson	2007/0005014	A1 *	1/2007	Lin ..... A61M 5/322 604/110
6,544,233	B1	4/2003	Fukui et al.	2007/0123822	A1	5/2007	Wang et al.
6,689,106	B2	2/2004	Bush, Jr. et al.	2008/0021414	A1 *	1/2008	Alheidt ..... A61M 5/31515 604/220
6,752,782	B2 *	6/2004	Liao ..... A61M 5/3234 604/110	2008/0045929	A1	2/2008	Birnbach
				2008/0114307	A1	5/2008	Smith et al.
D504,512	S	4/2005	Fournier	2008/0140020	A1	6/2008	Shirley
D505,200	S	5/2005	Simpson et al.				
6,972,004	B2	12/2005	La				
6,991,618	B2	1/2006	Lau et al.				
7,018,089	B2	3/2006	Wenz et al.				
7,172,085	B2	2/2007	Beaudette				
D542,406	S *	5/2007	Knight ..... D24/108				
D552,773	S	10/2007	Greenberg				



(56)

References Cited

U.S. PATENT DOCUMENTS

2012/0022457	A1	1/2012	Silver	
2012/0029471	A1	2/2012	Lee et al.	
2012/0265150	A1	10/2012	Frey et al.	
2013/0030379	A1	1/2013	Ingram et al.	
2013/0090606	A1	4/2013	Shams	
2013/0098861	A1	4/2013	Lair et al.	
2013/0144255	A1*	6/2013	Cohn .....	A61M 5/3243 604/506
2013/0150797	A1*	6/2013	Lesch, Jr. ....	A61M 5/2033 604/187
2014/0276442	A1	9/2014	Haughey	
2015/0073356	A1	3/2015	Sasayama et al.	
2015/0164744	A1	6/2015	Ingram et al.	
2015/0238747	A1	8/2015	Russo	
2016/0030293	A1	2/2016	Dorsey et al.	
2016/0067422	A1	3/2016	Davis et al.	
2016/0159635	A1	6/2016	Davis et al.	
2016/0175201	A1	6/2016	Schuessler	
2016/0199591	A1*	7/2016	Matsui .....	A61M 5/3129 604/240
2016/0250415	A1	9/2016	Yagi et al.	
2017/0203045	A1*	7/2017	Ivosevic .....	A61M 5/31513

FOREIGN PATENT DOCUMENTS

EP	0148715	A1	7/1985
EP	1110568	A2	6/2001
EP	1447072	A1	8/2004
EP	1980282	A1	10/2008
EP	2269685	A2	1/2011
FR	1126718		6/1955
FR	2720279	A1	12/1995
FR	2929854	A1	10/2009
FR	2930428	A1	10/2009
WO	9200717	A1	1/1992
WO	9803210	A2	1/1998
WO	9831410	A1	7/1998
WO	0130415	A2	5/2001
WO	03072162	A2	9/2003
WO	2011026156	A1	3/2011
WO	2013081699	A2	6/2013
WO	2016154304	A1	9/2016
WO	2016205626	A1	12/2016
WO	2017011754	A1	1/2017

OTHER PUBLICATIONS

Bostik Evo-Stik Adhesive Express Syringe; [www.amazon.co.uk/Bostik-808546-Evo-Stik-Adhesive-Express/dp/B00606DMFO](http://www.amazon.co.uk/Bostik-808546-Evo-Stik-Adhesive-Express/dp/B00606DMFO) 1 pg; date unknown.

Brazilian Peel Syringe Applicator; [www.amazon.com/Brazilian-Peel-Applications/dp/B003IIUN6W/ref=cm\\_cr\\_pr\\_product\\_top?ie=UTF8](http://www.amazon.com/Brazilian-Peel-Applications/dp/B003IIUN6W/ref=cm_cr_pr_product_top?ie=UTF8); 1 pg; date unknown.

International Search Report & Written Opinion for PCT/US2016/023771; dated Jun. 27, 2016; 17 pgs.

J-B Weld Epoxy Spring; [www.lowes.com/pd\\_556898-81288-50112\\_0\\_?productID=50149636](http://www.lowes.com/pd_556898-81288-50112_0_?productID=50149636); 1 pg; date unknown.

New ISO Tubing Connector Standards: A Follow-Up to the Sentinel Event Alert Webinar PowerPoint Presentation; [www.jointcommission.org](http://www.jointcommission.org); 50 pgs; Dec. 3, 2014.

New Tube Feeding Connectors Webinar PowerPoint Presentation; [www.oley.org](http://www.oley.org); 24 pgs; Jun. 24, 2014.

Sulzer Dosing Syringe with Piston; [www.directindustry.com/prod/sulzer-chemtech/product-28889-903259.html](http://www.directindustry.com/prod/sulzer-chemtech/product-28889-903259.html); 1 pg; date unknown.

NeoMed Enteral Syringe; 2007 (8 pgs).

Partial International Search Report for PCT/US2011/051338; dated Dec. 14, 2011 (2 pgs).

Vygon Sales Sheet; 2014 (2 pgs).

Carrera, Amy Long, MS, RD, CNSC, CWCMS; Enfit: How to Transition to the New Feeding Tube Connectors; Shield Healthcare, Inc.; Feb. 4, 2015; 5 pgs.

International Search Report & Written Opinion for PCT/US2016/042248; dated Sep. 21, 2016; 10 pgs.

Premier Safety Institute; New Enteral Feeding Products with ENFit Connectors: Implementation Timeline Delayed; SafetyShare; Jun. 18, 2015; 2 pgs.

Written Opinion for PCT/US2016/042248; dated Jul. 11, 2017; 8 pgs.

International Search Report & Written Opinion for PCT/US2017/043747; dated Nov. 2, 2017; 14 pgs.

“Enfit Update”; Feeding Tube Awareness Foundation; Feb. 2015; 5 pgs.

Pash, Elizabeth MS, RD, LDN; “Enteral Connectors: New Standards and Designs”; DNS Symposium; Baltimore, Maryland; Jun. 2015; 32 pgs.

Guide to New Enteral Feeding Connections; Covidien; Dec. 31, 2015; 4 pgs.

Invitation to Pay Additional Fees for PCT/US2017/042559; Oct. 16, 2017; 15 pgs.


International Search Report & Written Opinion for PCT/US2017/042559; dated Dec. 7, 2017; 21 pgs.

International Search Report & Written Opinion for PCT/US2017/052321; dated Feb. 13, 2018; 17 pgs.

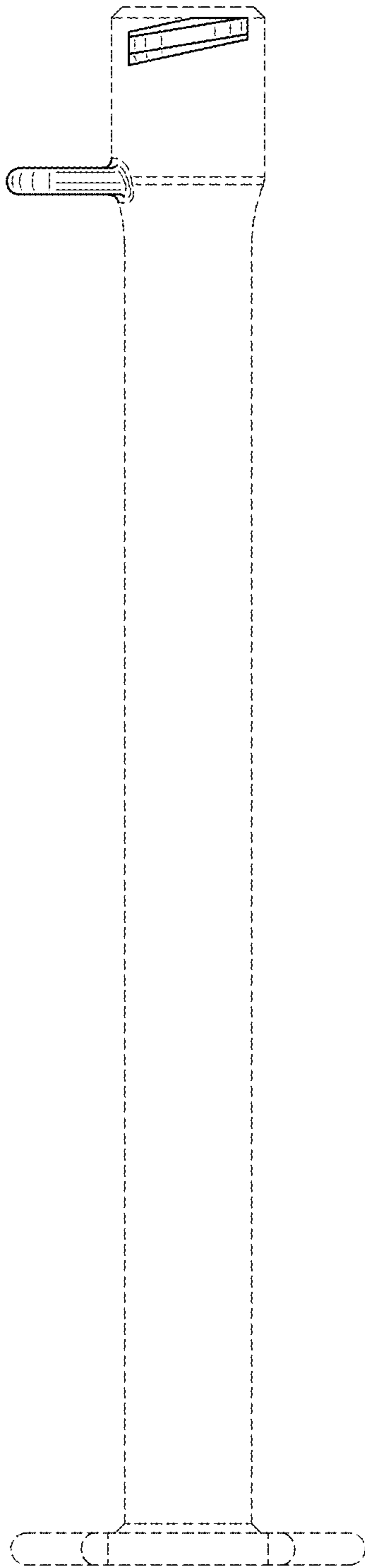
Invitation to Pay Additional Fees for PCT/US2017/052321; dated Dec. 4, 2017; 10 pgs.

Kasper et al.; “ENFit Enteral Connections: Are You Ready?”; Premier Safety Institute; Mar. 26, 2015; 5 pgs.


\* cited by examiner




*FIG. 1*




*FIG. 2*



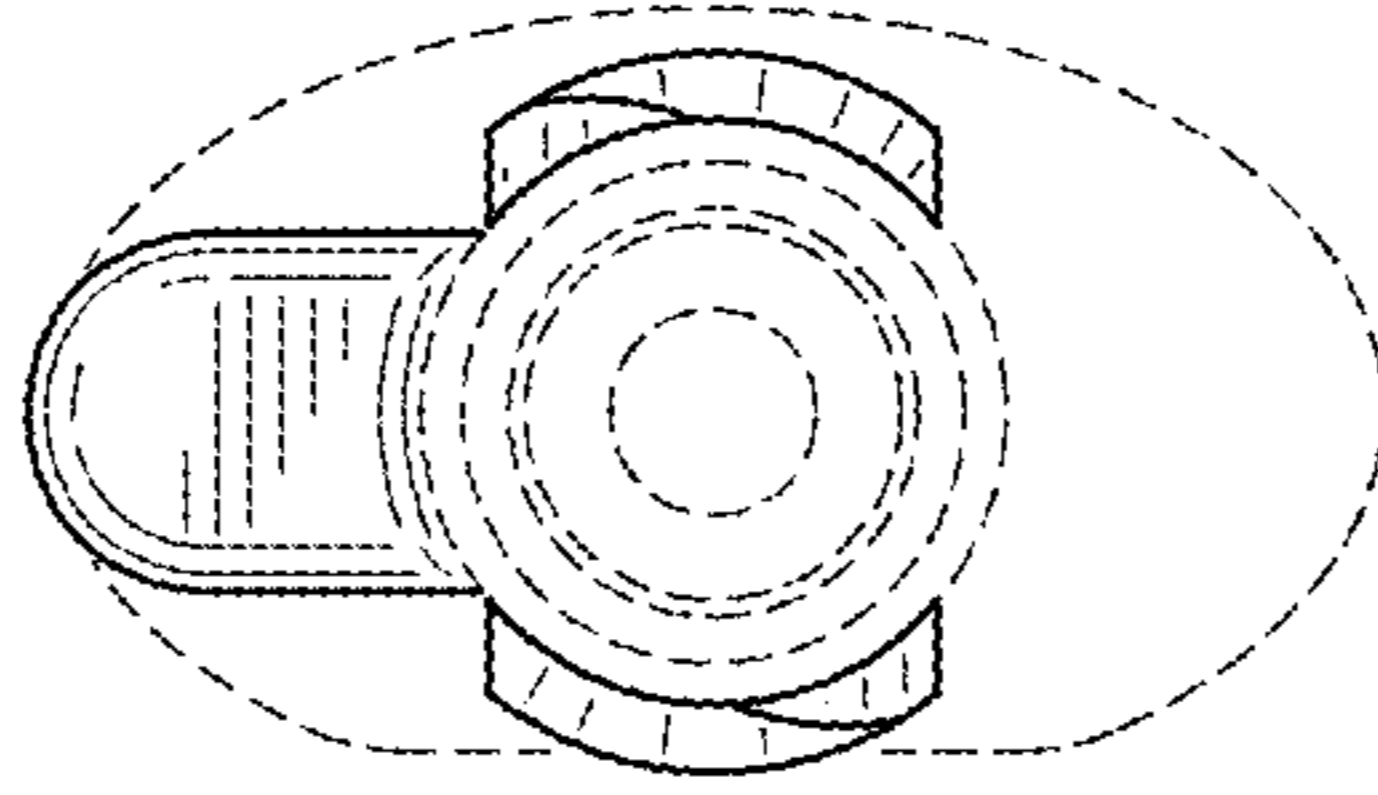
*FIG. 3*



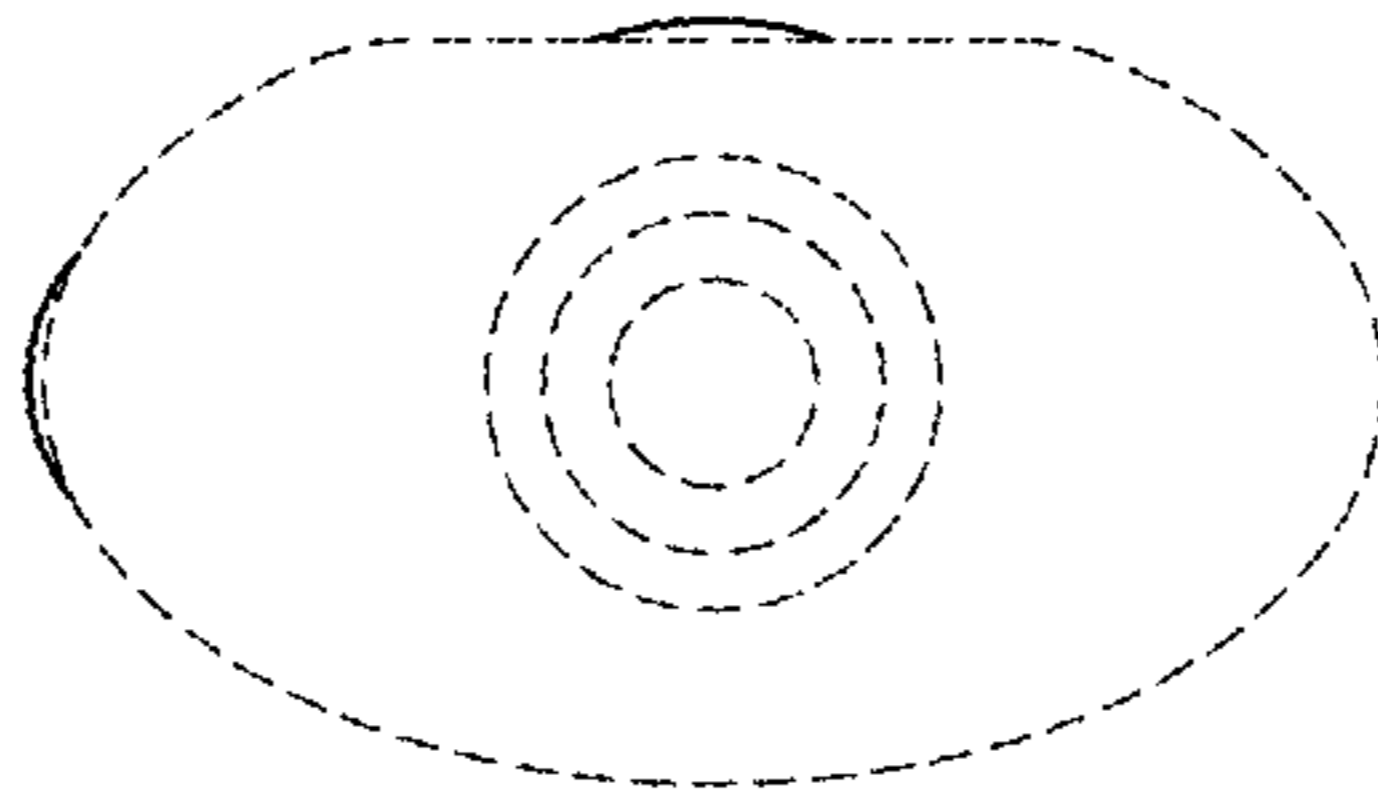
*FIG. 4*



*FIG. 5*



*FIG. 6*



*FIG. 7*