



US00D831182S

(12) **United States Design Patent**
Gregerson et al.

(10) **Patent No.:** **US D831,182 S**

(45) **Date of Patent:** **** *Oct. 16, 2018**

(54) **AIR FILTER**

(71) Applicant: **3M INNOVATIVE PROPERTIES COMPANY**, St. Paul, MN (US)

(72) Inventors: **Glen O. Gregerson**, Hudson, WI (US);
Jonathan M. Lise, Woodbury, MN (US)

(73) Assignee: **3M Innovative Properties Company**, St. Paul, MN (US)

(*) Notice: This patent is subject to a terminal disclaimer.

(**) Term: **15 Years**

(21) Appl. No.: **29/568,536**

(22) Filed: **Jun. 20, 2016**

(51) **LOC (11) Cl.** **23-04**

(52) **U.S. Cl.**
USPC **D23/365**

(58) **Field of Classification Search**
USPC D23/200, 259, 314, 325, 333-336,
D23/355-365, 386-388
CPC Y10T 428/1366; B32B 2597/00; A61M
25/0012; B01D 46/00; B01D 46/0004;
B01D 27/04
See application file for complete search history.

(56) **References Cited**

U.S. PATENT DOCUMENTS

- 3,624,764 A * 11/1971 Goben F16F 7/121
188/377
- D254,506 S * 3/1980 Holmberg 261/112.2
- 4,225,442 A * 9/1980 Tremblay B01D 29/111
210/457
- 4,421,202 A * 12/1983 Hoy F16L 55/027
138/130
- 5,038,834 A * 8/1991 Siegfried E04C 5/10
138/103

- 5,542,454 A * 8/1996 Carlson E21B 17/22
138/108
- D378,852 S * 4/1997 Smolarski D23/388
- D403,418 S * 12/1998 Brinkman D23/355
- D475,129 S * 5/2003 Ward D23/365

(Continued)

OTHER PUBLICATIONS

Pleated filter reference found online [Jan. 11, 2017] <http://furnacefiltercare.com/residential/pleated-filters/>.*

(Continued)

Primary Examiner — Robert M. Spear

Assistant Examiner — John A Voytek

(74) *Attorney, Agent, or Firm* — Sandra K. Nowak

(57) **CLAIM**

The ornamental design for an air filter, as shown and described.

DESCRIPTION

FIG. 1 is a perspective view showing the new design for an air filter.

FIG. 2 is a top view thereof;

FIG. 3 is a bottom view thereof;

FIG. 4 is a side view thereof;

FIG. 5 is a side view thereof;

FIG. 6 is a perspective view showing the new design for an air filter;

FIG. 7 is an enlarged view of a portion of the air filter of FIG. 6;

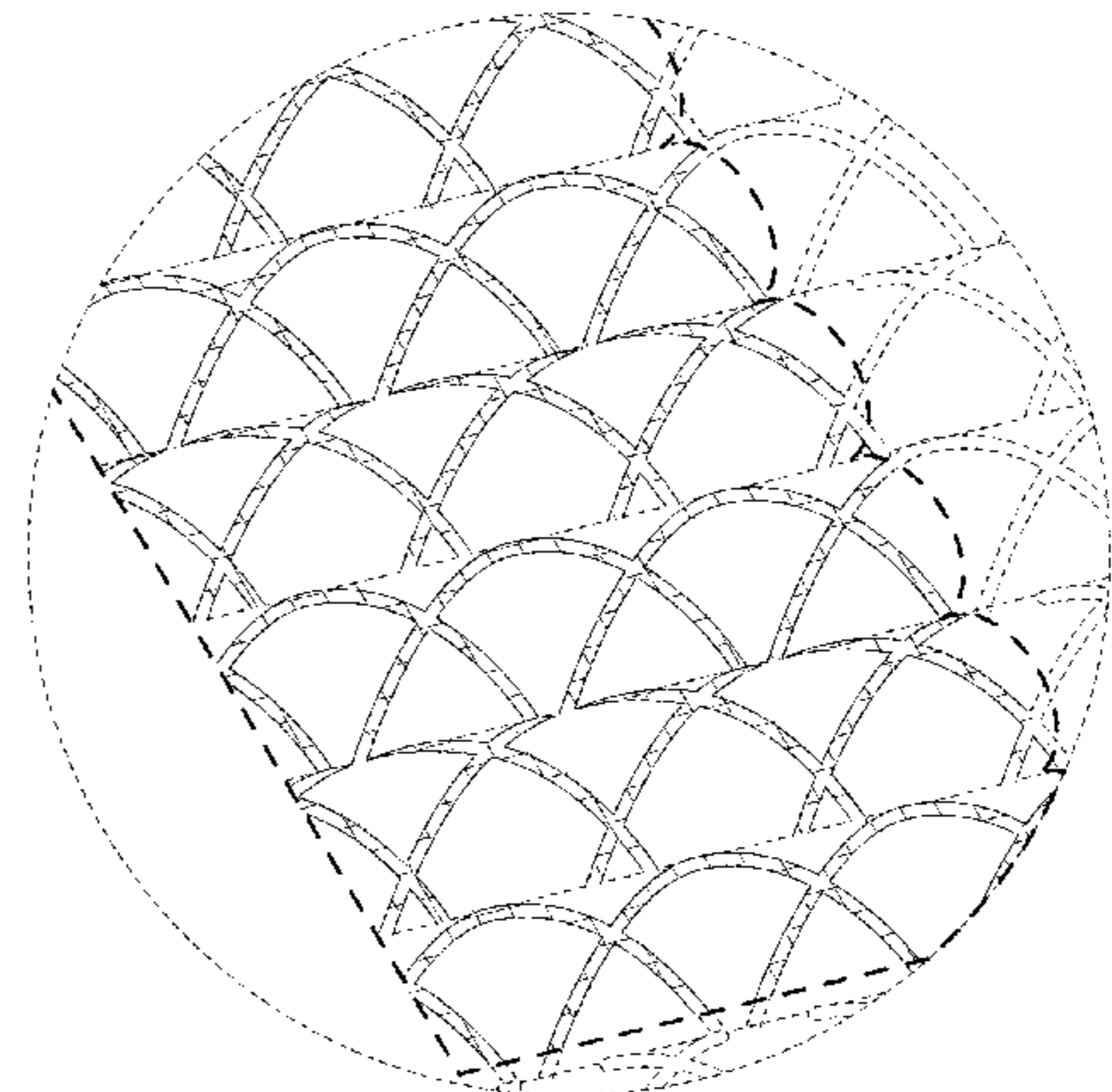
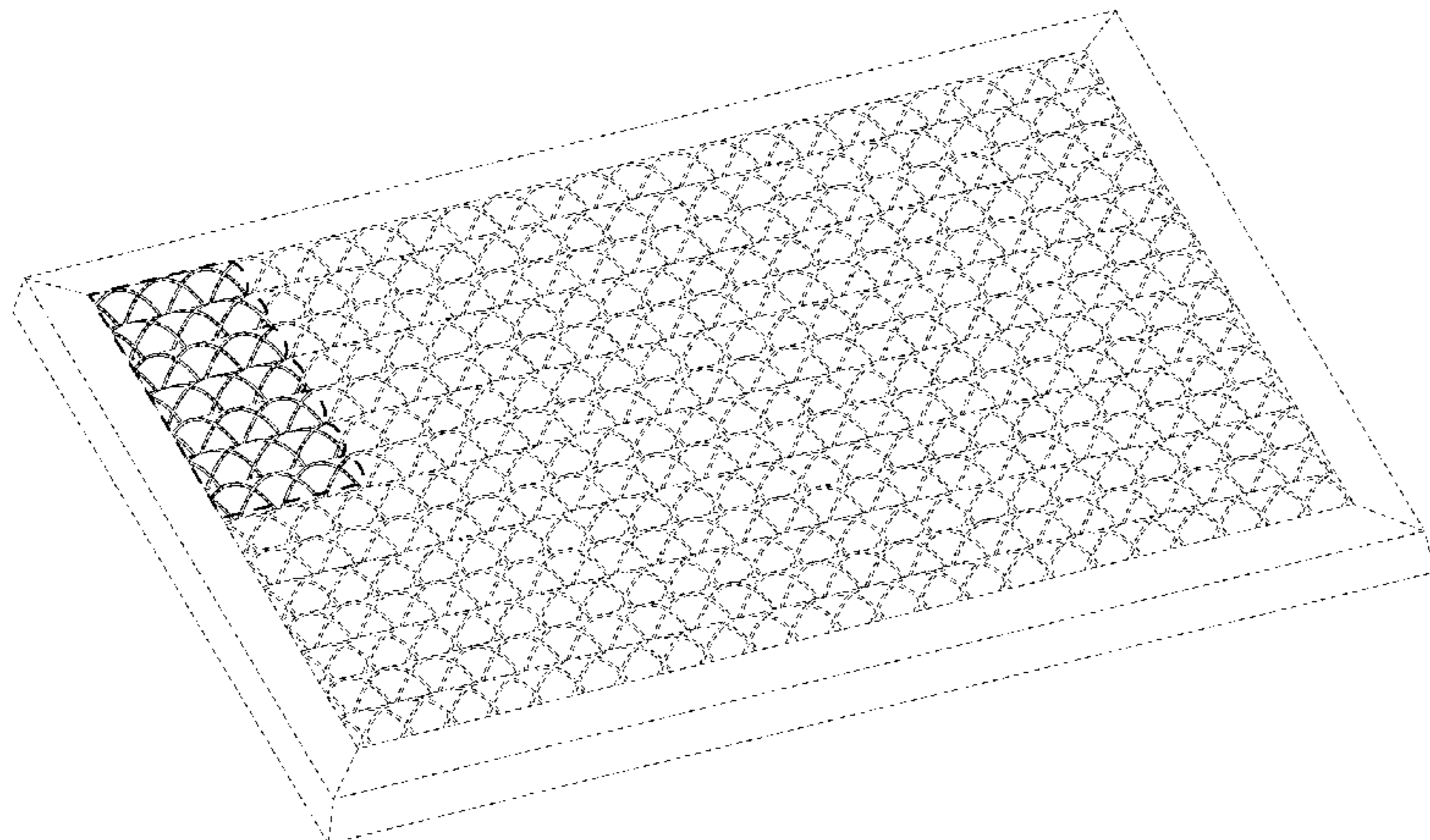
FIG. 8 is a top thereof; and,

FIG. 9 is an enlarged view of a portion of the air filter of FIG. 8.

The claimed area of the air filter is illustrated with the color designation for the color yellow. The thicker dash-dash broken lines define the boundaries of the claimed design and form no part thereof.

The portions in the drawing views shown in broken lines form no part of the claimed design.

1 Claim, 8 Drawing Sheets



(56)

References Cited

U.S. PATENT DOCUMENTS

D499,177 S * 11/2004 Kosmider D23/365
D599,465 S * 9/2009 Mitchell D23/388
D725,390 S 3/2015 Sanocki
D732,153 S 6/2015 Sanocki
9,174,159 B2 11/2015 Sanocki

OTHER PUBLICATIONS

Trademark Application Serial No. 86-935,298, filed Mar. 10, 2016.
Trademark Application Serial No. 86-912,631, filed Feb. 18, 2016.

* cited by examiner

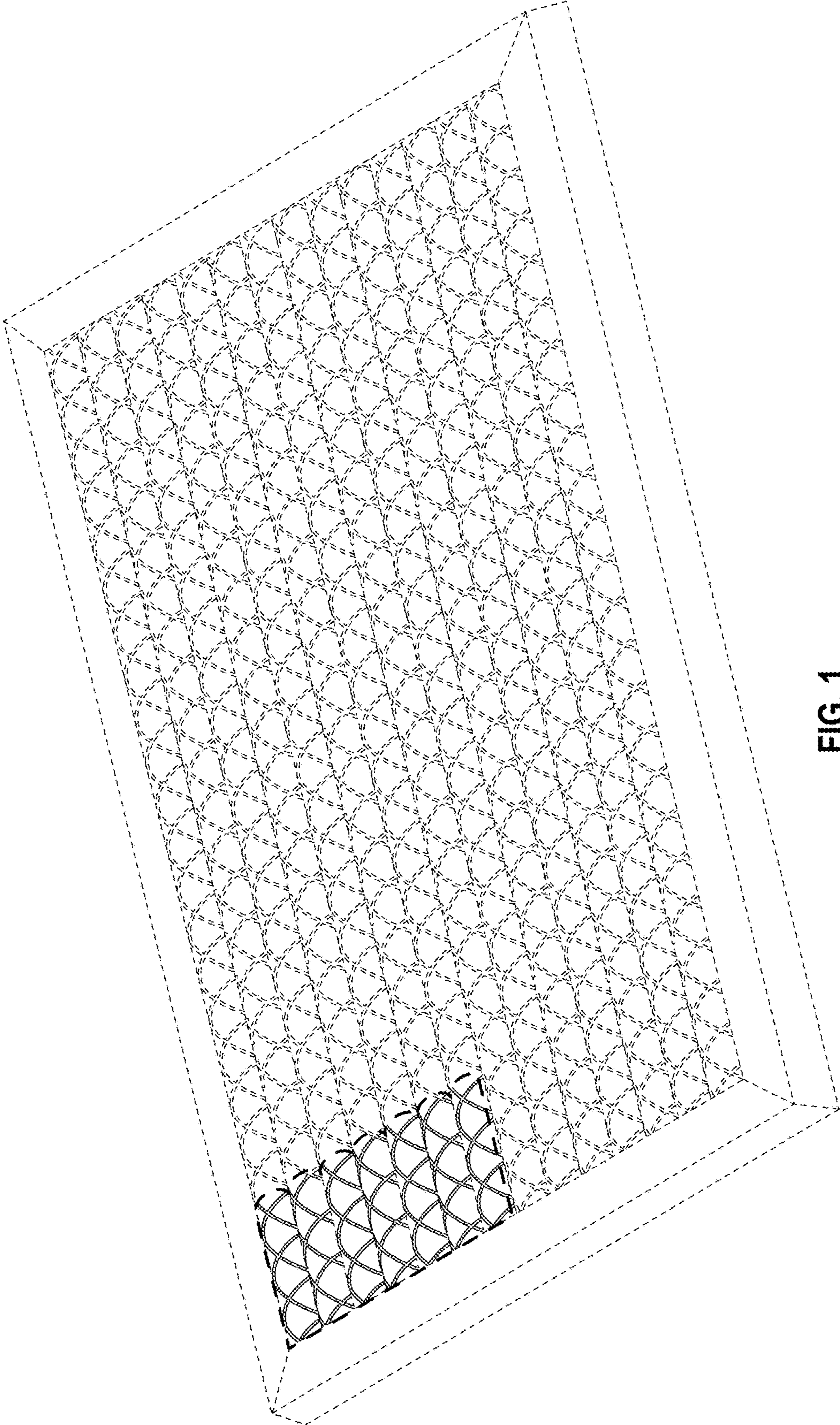


FIG. 1




FIG. 2




FIG. 3



FIG. 4




FIG. 5

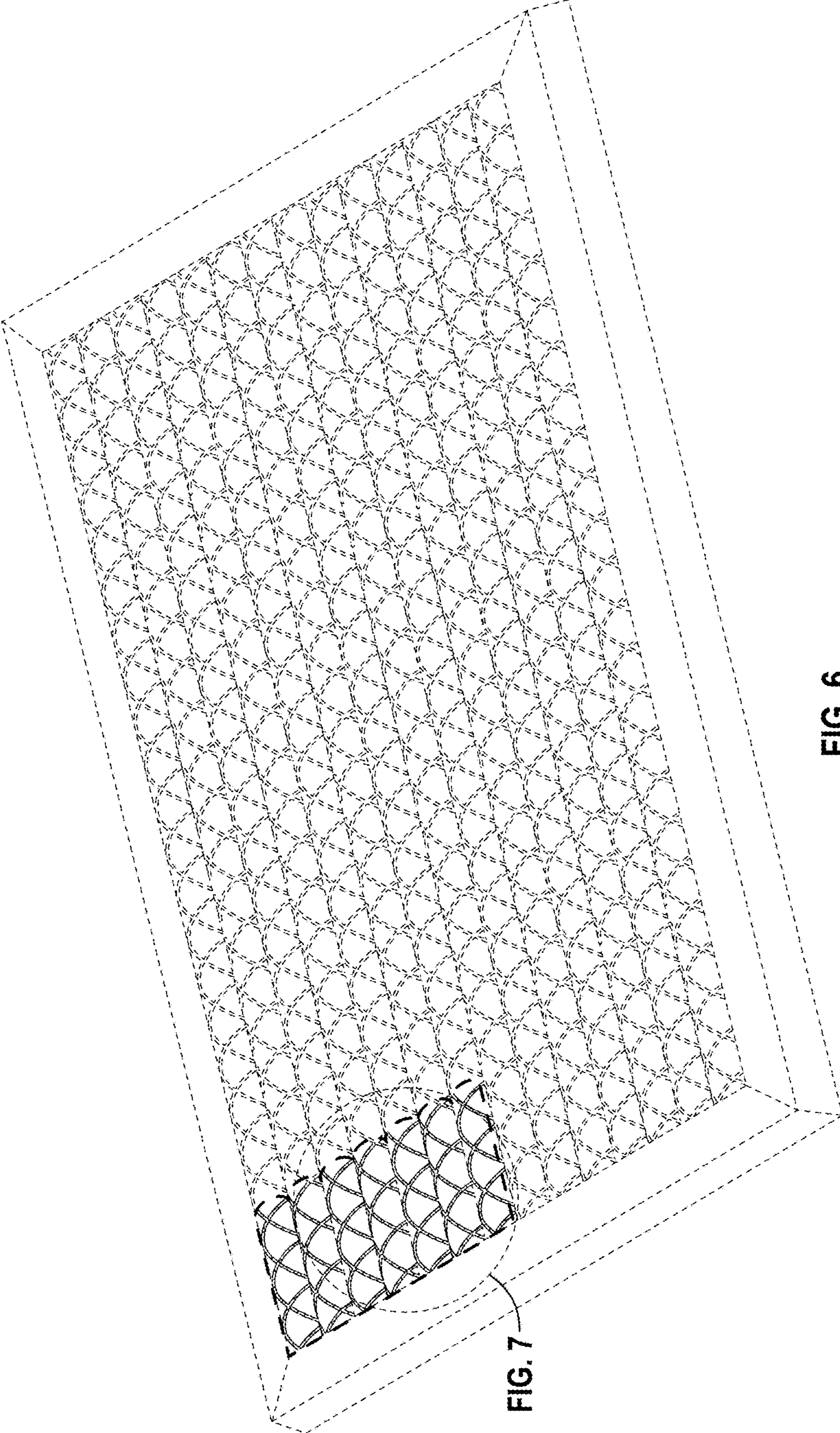


FIG. 6

FIG. 7

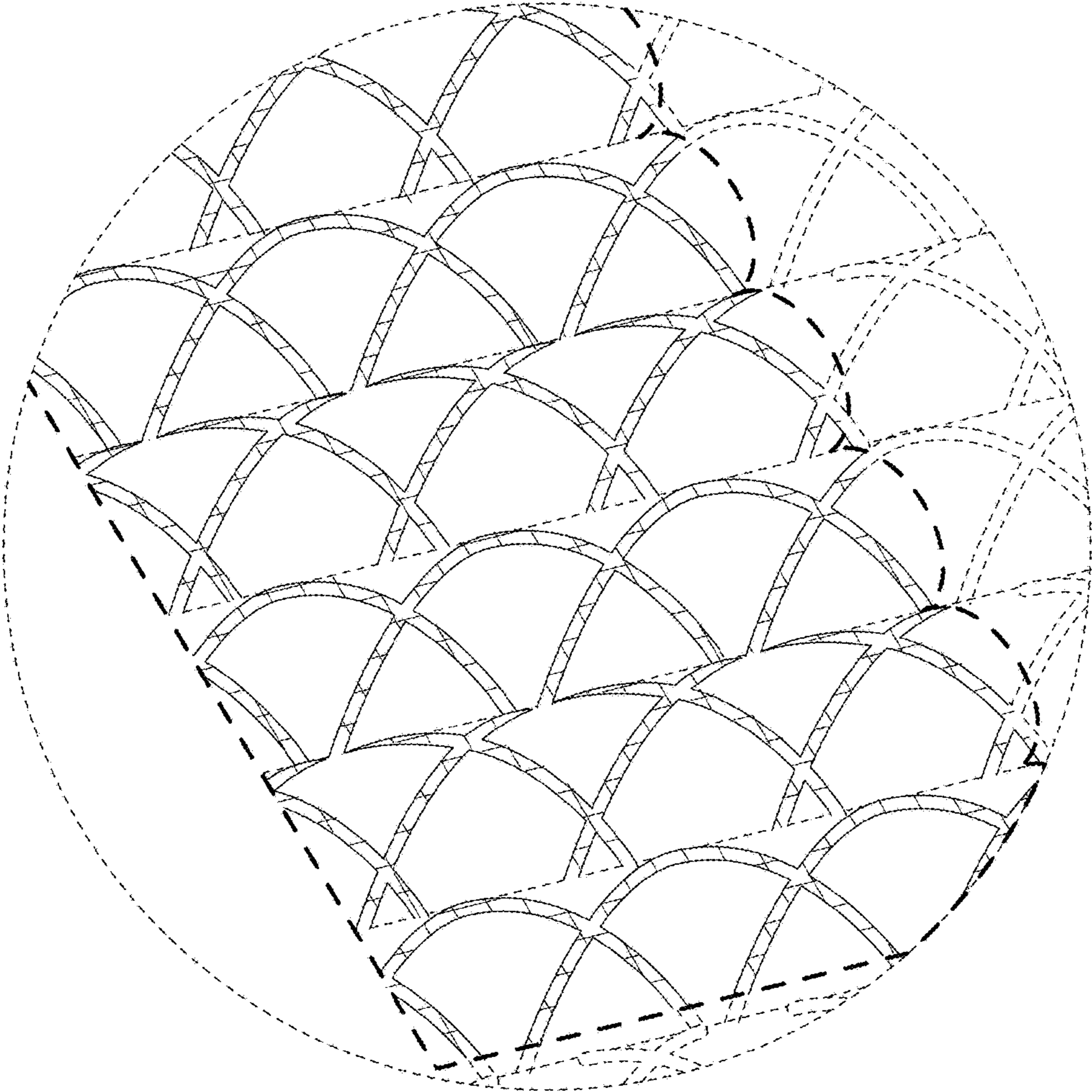


FIG. 7




FIG. 9

FIG. 8

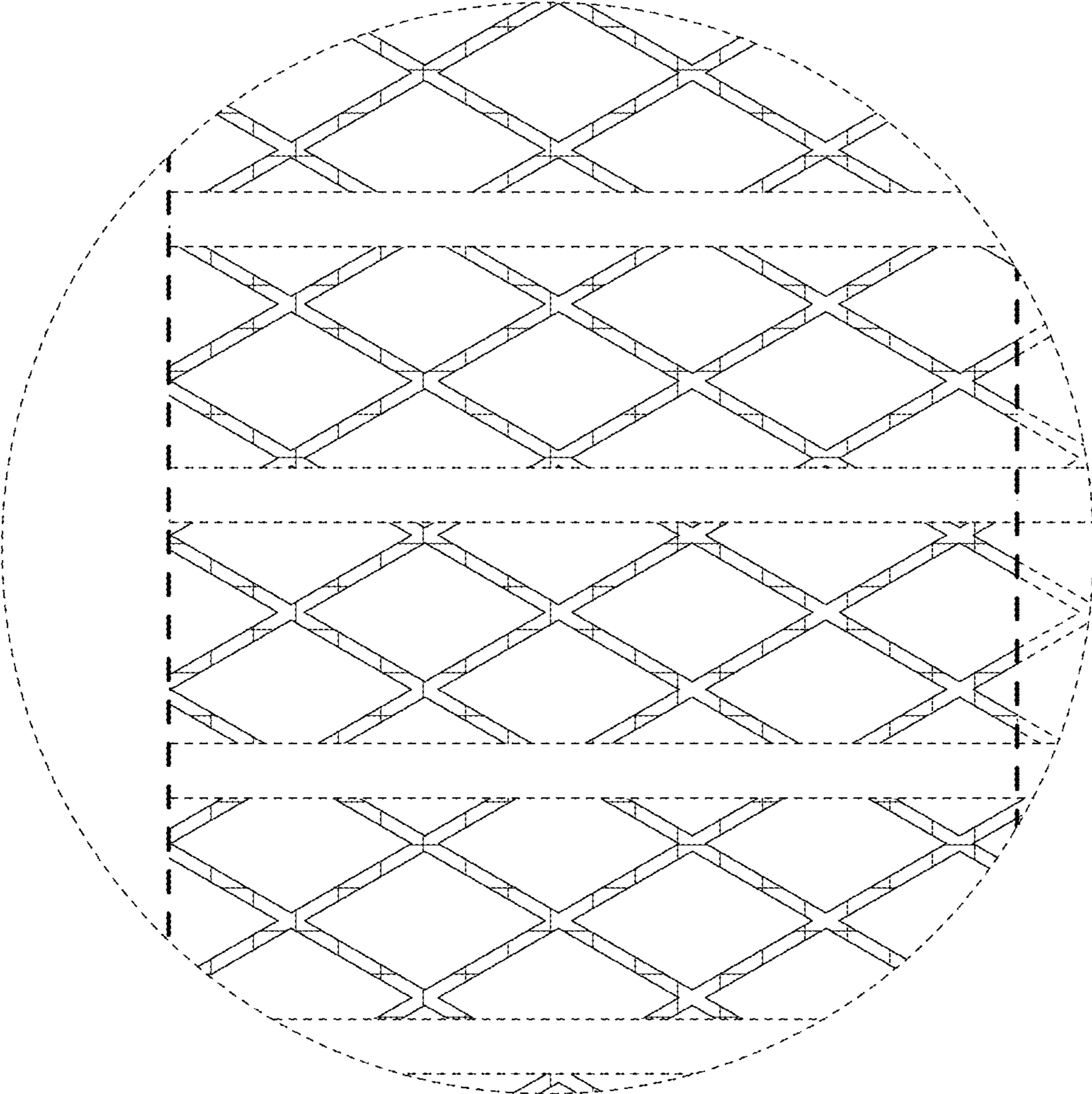


FIG. 9