



US00D831175S

(12) **United States Design Patent**
Jackson

(10) **Patent No.:** **US D831,175 S**
(45) **Date of Patent:** **** Oct. 16, 2018**

- (54) **RAIN GUTTER COVER INSERT**
- (71) Applicant: **Billy J. Jackson**, Elyria, OH (US)
- (72) Inventor: **Billy J. Jackson**, Elyria, OH (US)
- (**) Term: **15 Years**
- (21) Appl. No.: **29/575,870**
- (22) Filed: **Aug. 30, 2016**
- (51) **LOC (11) Cl.** **23-01**
- (52) **U.S. Cl.**
USPC **D23/267**; D8/349; D25/119
- (58) **Field of Classification Search**
USPC D23/259–261, 267–268; D25/119–122,
D25/133, 138, 139, 152; D8/349,
D8/380–382; 248/48.1, 48.2; 52/11–16
CPC ... E04D 13/00; E04D 13/076; E04D 13/0725;
E04D 13/0727; E04D 13/064; E04D
13/0641
See application file for complete search history.

8,225,556 B2 * 7/2012 Brown E04D 13/076
248/48.1
8,510,999 B2 8/2013 Gramling
8,925,253 B2 1/2015 Bullinger
8,967,554 B2 * 3/2015 Gramling E04D 13/0725
248/48.2

(Continued)

OTHER PUBLICATIONS

Gutter Cap Nose Back Bracket, Published Online Dec. 14, 2012, [Visited Online May 9, 2018] <http://guidetogutterprotection.blogspot.com/2012/12/the-gutter-cap-advantage.html#!/2012/12/the-gutter-cap-advantage.html>.*

Primary Examiner — Eric L Goodman
Assistant Examiner — Amy C Wierenga
(74) *Attorney, Agent, or Firm* — Fay Sharpe LLP

(57) **CLAIM**

The ornamental design for a rain gutter cover insert, as shown and described.

DESCRIPTION

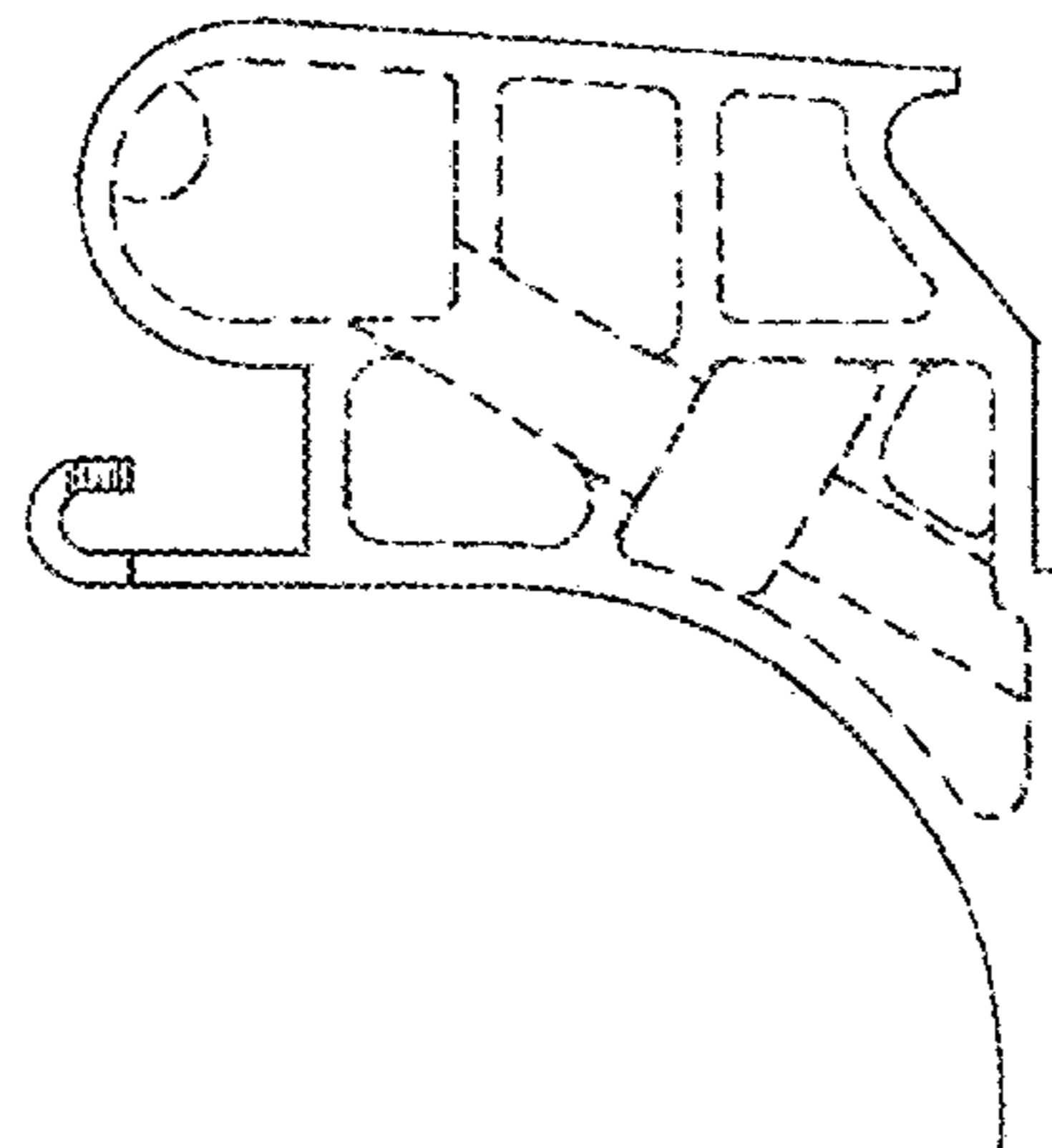
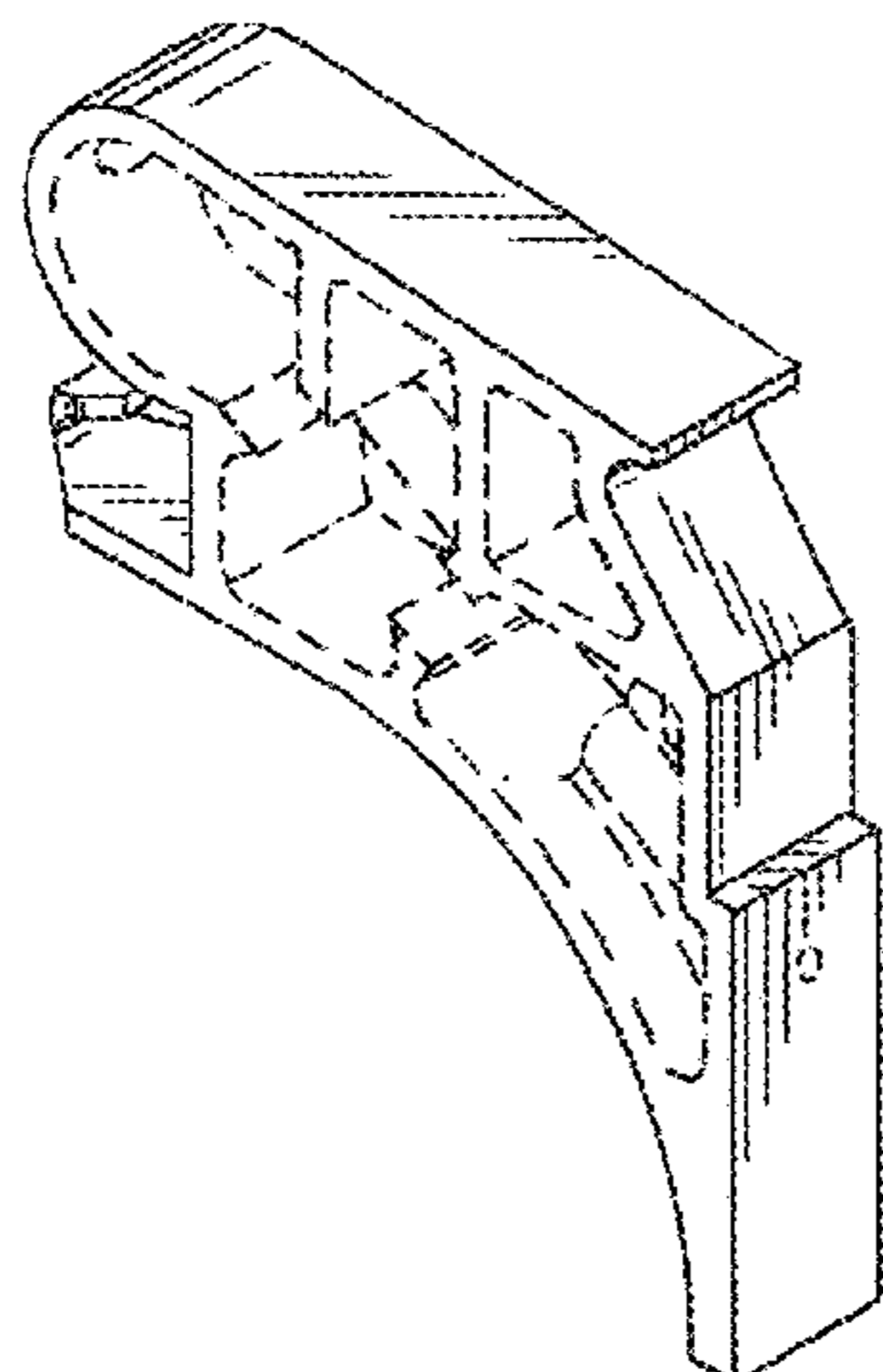
FIG. 1 is a front side elevation view of a rain gutter cover insert showing my new design;
 FIG. 2 is a side plan view of the rain gutter cover insert of FIG. 1;
 FIG. 3 is a front plan view of the rain gutter cover insert of FIG. 1;
 FIG. 4 is a back plan view of the rain gutter cover insert of FIG. 1;
 FIG. 5 is a top plan view of the rain gutter cover insert of FIG. 1;
 FIG. 6 is a bottom plan view of the rain gutter cover insert of FIG. 1; and,
 FIG. 7 is an opposite side plan view of the rain gutter cover insert of FIG. 1.
 The broken lines shown in the drawings are for the purpose of illustrating portions of the rain gutter cover insert and form no part of the claimed design.

1 Claim, 2 Drawing Sheets

(56) **References Cited**

U.S. PATENT DOCUMENTS

- 5,845,435 A 12/1998 Knudson
- 6,732,477 B1 * 5/2004 Richard E04D 13/0725
248/48.1
- 6,880,294 B2 4/2005 Walters
- 6,993,871 B2 * 2/2006 Richard E04D 13/076
248/48.2
- 7,117,643 B2 10/2006 Brown
- 7,347,027 B2 * 3/2008 McDonald E04D 13/0481
248/48.1
- 7,730,672 B2 * 6/2010 Knudson E04D 13/076
248/48.1
- 7,891,143 B2 * 2/2011 Gramling E04D 13/0725
52/11
- D639,150 S * 6/2011 Olson D8/380
- 8,117,785 B2 * 2/2012 Teichner E04D 13/076
248/48.1
- 8,176,687 B2 * 5/2012 Roque Alonso E04D 13/0641
52/11



(56)

References Cited

U.S. PATENT DOCUMENTS

8,997,403 B1 * 4/2015 Steinberg F16M 13/02
52/11
2005/0082436 A1 4/2005 Snell
2005/0115190 A1 * 6/2005 Brown E04D 13/0725
52/12
2006/0080898 A1 * 4/2006 Brown E04D 13/0725
52/11
2010/0251626 A1 * 10/2010 Roque Alonso E04D 13/0641
52/12
2011/0099917 A1 * 5/2011 Gramling E04D 13/0725
52/12
2011/0114800 A1 * 5/2011 Gramling E04D 13/0725
248/48.2
2011/0126477 A1 6/2011 Hurn
2012/0222366 A1 9/2012 Steinberg et al.
2015/0292210 A1 10/2015 Haley et al.

* cited by examiner

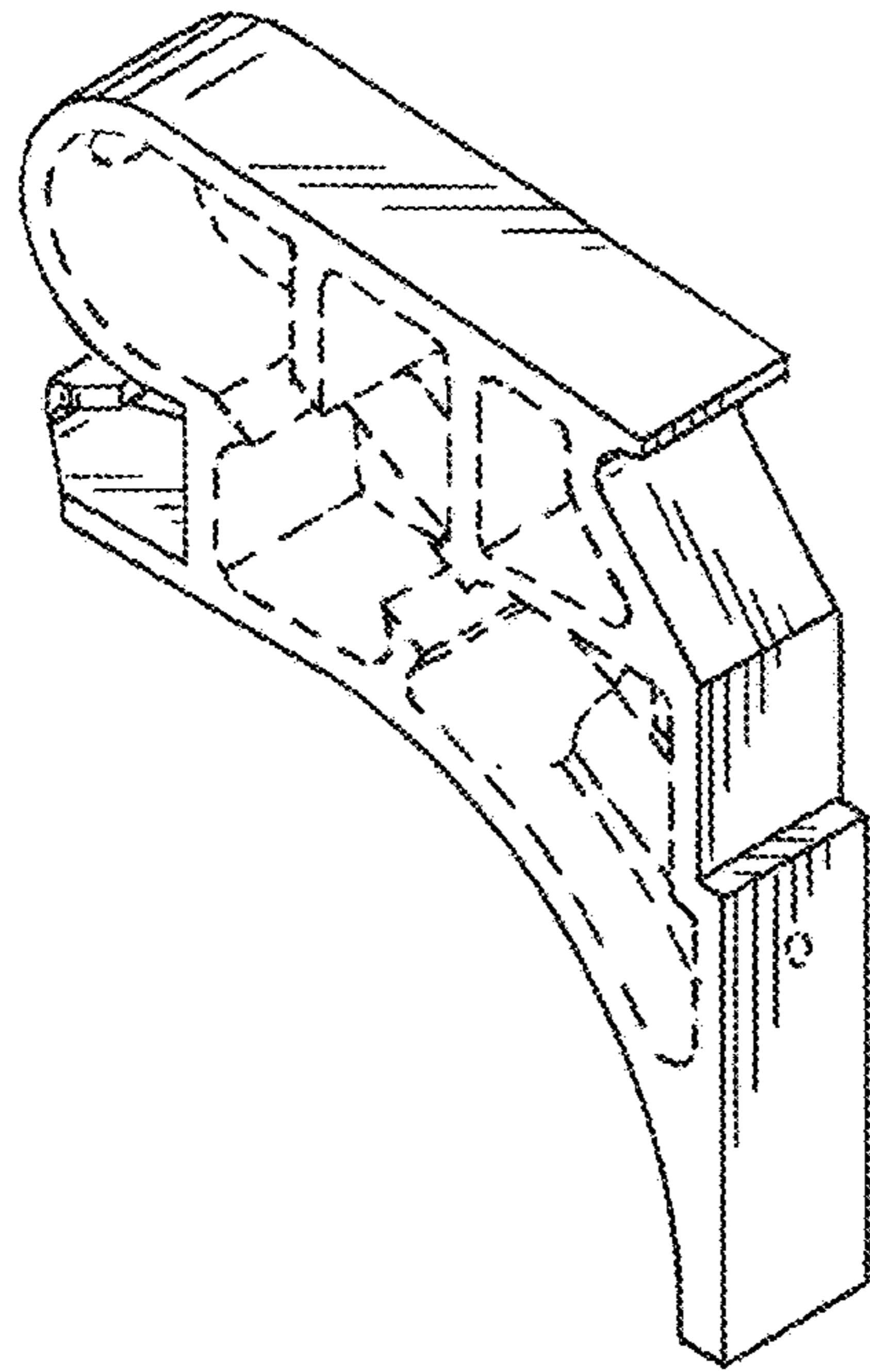


FIG. 1




FIG. 5

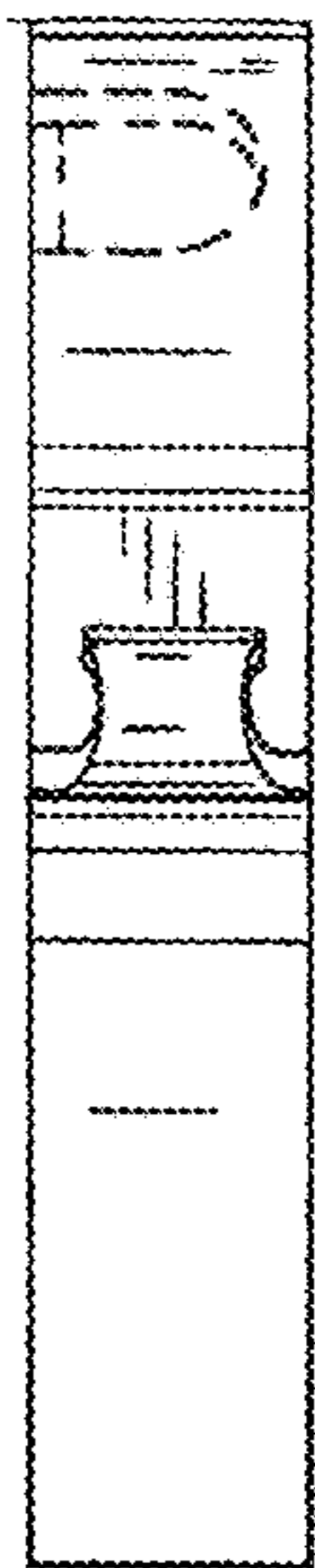


FIG. 3

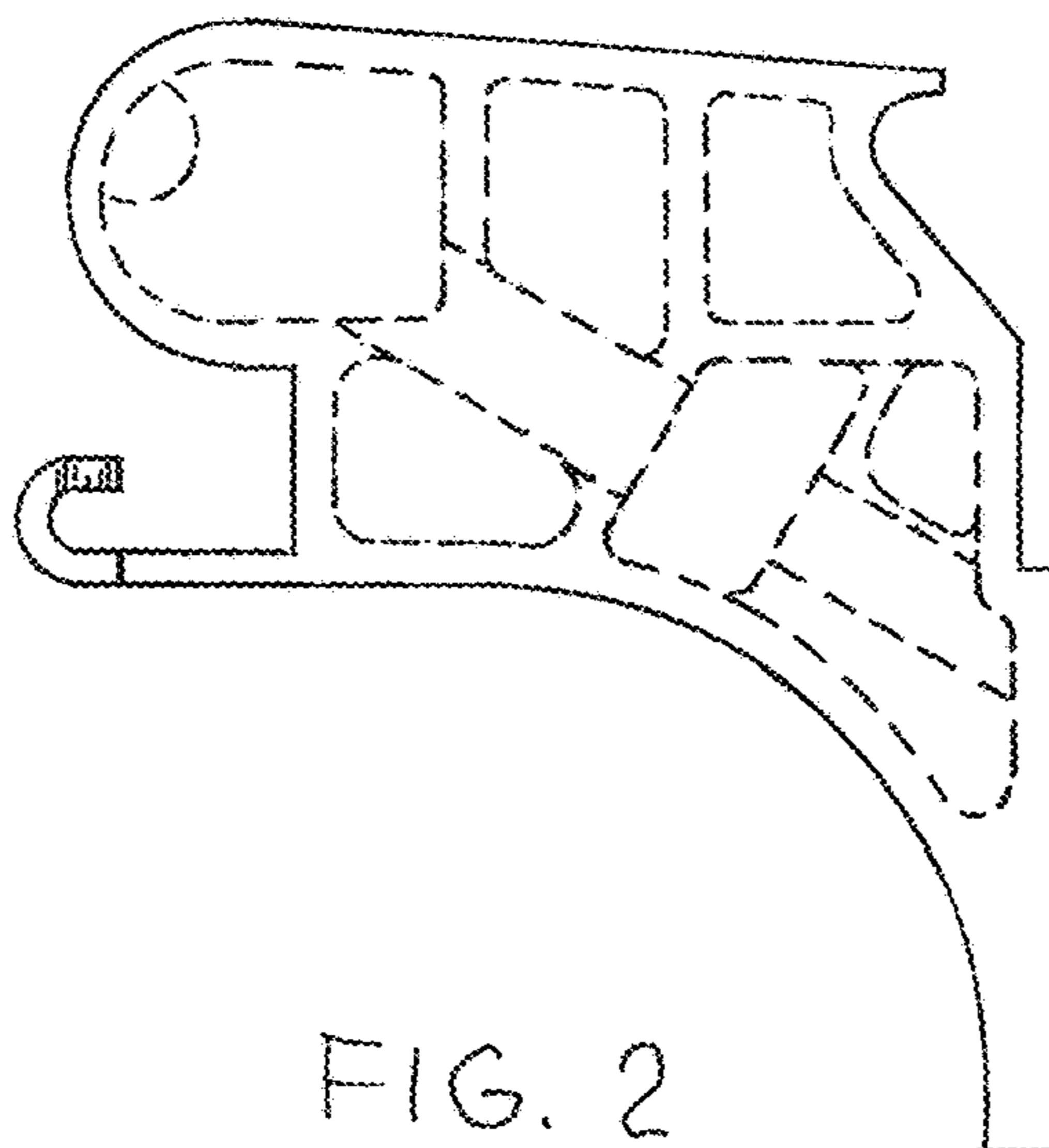


FIG. 2

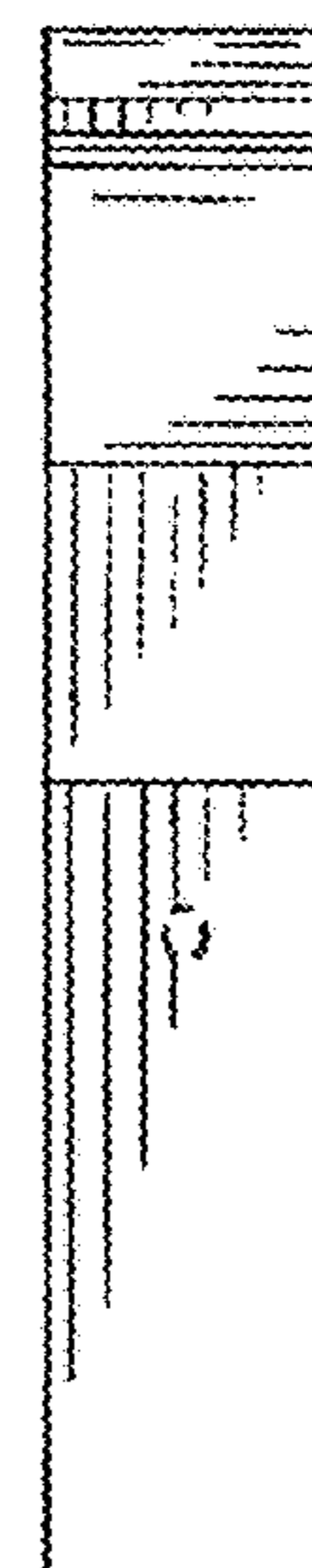


FIG. 4



FIG. 6

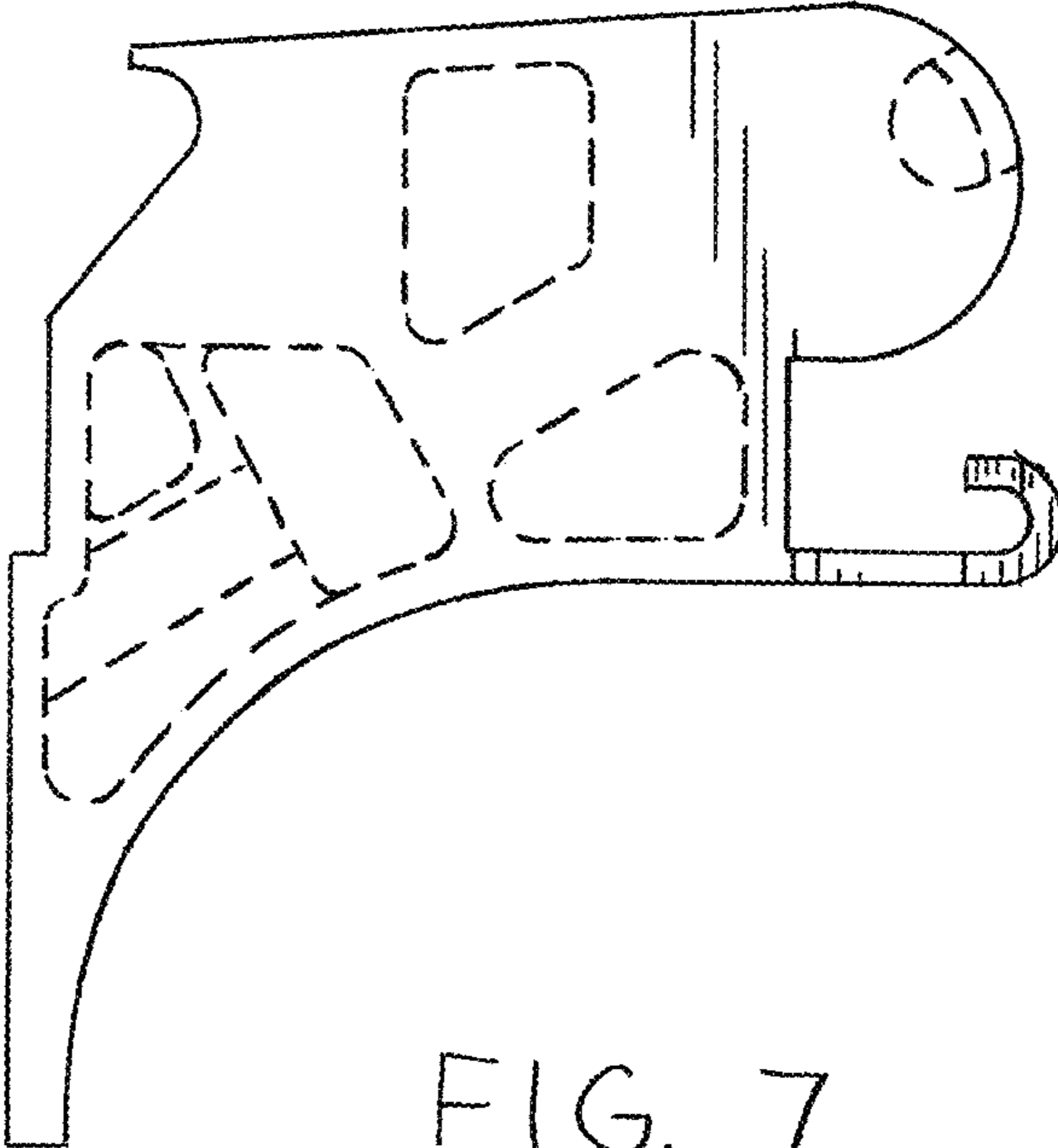


FIG. 7