

US00D831137S

(12) **United States Design Patent** (10) **Patent No.:** **US D831,137 S**
Simonds et al. (45) **Date of Patent:** **** *Oct. 16, 2018**

- (54) **GOLF BALL**
- (71) Applicant: **Callaway Golf Company**, Carlsbad, CA (US)
- (72) Inventors: **Vincent Simonds**, Brimfield, MA (US); **Jason Finley**, San Marcos, CA (US)
- (73) Assignee: **Callaway Golf Company**, Carlsbad, CA (US)
- (*) Notice: This patent is subject to a terminal disclaimer.
- (**) Term: **15 Years**

D458,978 S *	6/2002	Lombardi	D21/709
D471,607 S *	3/2003	Hettinger	D21/708
D471,608 S *	3/2003	Hettinger	D21/708
D471,609 S *	3/2003	Byrne	D21/708
D478,366 S *	8/2003	Lombardi	D21/708
D479,866 S *	9/2003	Hettinger	D21/708
D491,988 S *	6/2004	Arluna	D21/708
D503,955 S *	4/2005	Raymond	D21/708
7,273,426 B2 *	9/2007	Sato	A63B 37/0004 473/383
D595,366 S *	6/2009	Katzke	D21/713
D595,791 S *	7/2009	Katzke	D21/713
7,717,810 B2 *	5/2010	Watanabe	A63B 37/0023 473/378
D645,920 S *	9/2011	Sato	D21/708
D645,921 S *	9/2011	Sato	D21/708

(Continued)

- (21) Appl. No.: **29/632,493**
- (22) Filed: **Jan. 8, 2018**

Related U.S. Application Data

- (63) Continuation-in-part of application No. 29/598,356, filed on Mar. 24, 2017, now Pat. No. Des. 811,499.
- (51) **LOC (11) Cl.** **21-02**
- (52) **U.S. Cl.**
USPC **D21/708**
- (58) **Field of Classification Search**
USPC 473/280, 281, 351, 352, 353, 354, 355, 473/356, 357, 358, 359, 360, 361, 362, 473/363, 364, 365, 366, 367, 368, 369, 473/370, 371, 372, 373, 374, 375, 376, 473/377, 378, 379, 380, 381, 382, 383, 473/384, 385; D21/707, 708, 709, 710, D21/711, 712, 713, 714
CPC A63B 37/14; A63B 37/00; A63B 37/0003
See application file for complete search history.

(56) **References Cited**

U.S. PATENT DOCUMENTS

D408,481 S *	4/1999	Disco	D21/708
6,375,783 B1 *	4/2002	Davis	A63B 45/02 473/351

Primary Examiner — Cynthia Ramirez
Assistant Examiner — Michael A Maharajh
 (74) *Attorney, Agent, or Firm* — Michael A. Catania;
 Sonia Lari; Rebecca Hanovice

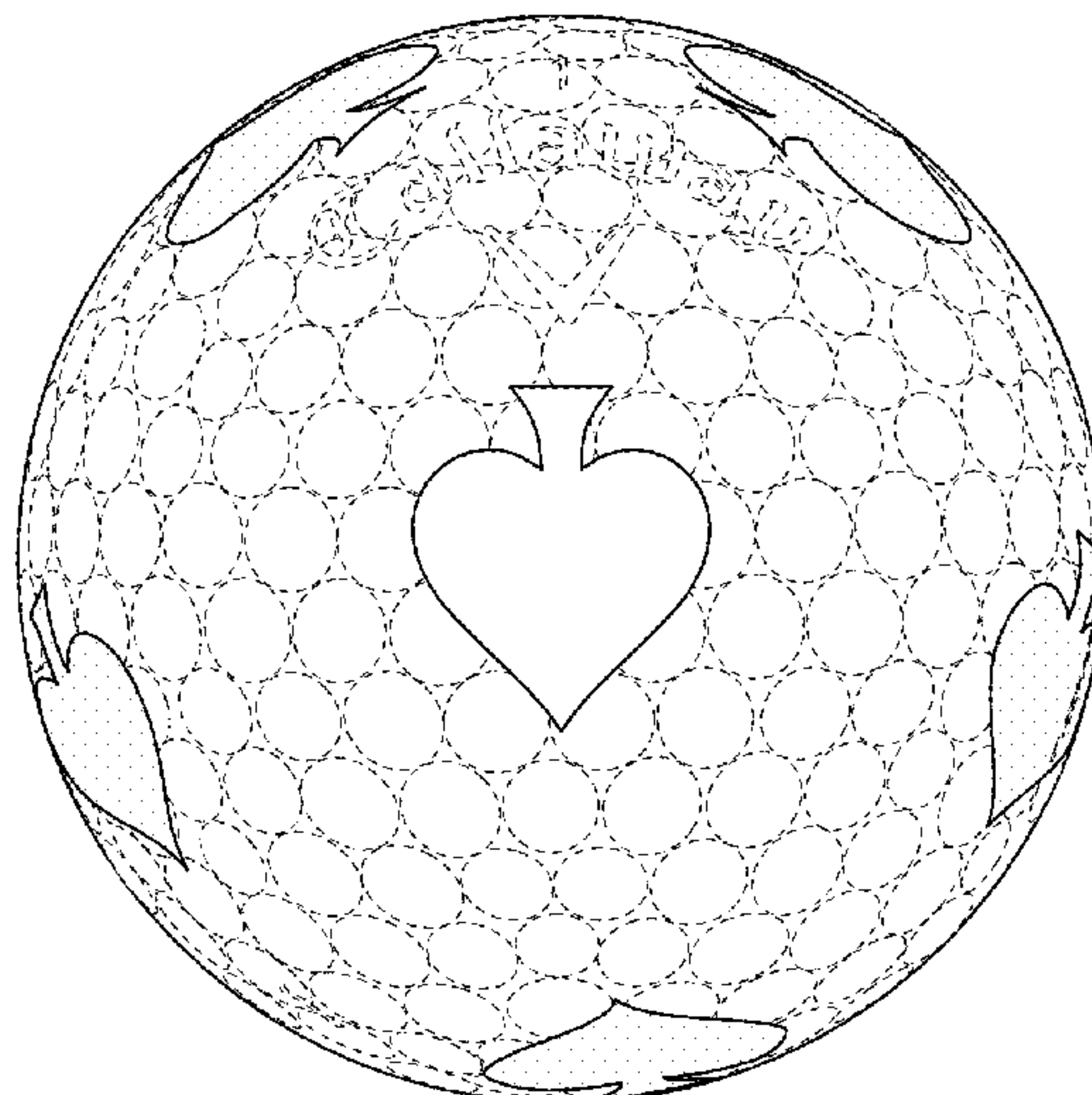
(57) **CLAIM**

The ornamental design for a golf ball, as shown and described.

DESCRIPTION

FIG. 1 is a top plan view of a golf ball showing our new design;
 FIG. 2 is bottom plan view thereof;
 FIG. 3 is a front elevation view thereof;
 FIG. 4 is a rear elevation view thereof;
 FIG. 5 is a side elevation view thereof; and,
 FIG. 6 is another side elevation view thereof.
 The broken lines in the drawings are for the purpose of illustration portion of the golf ball, which form no part of the claimed design. The trademark "Callaway V" logo is a trademark of the Callaway Golf Company.

1 Claim, 3 Drawing Sheets



(56)

References Cited

U.S. PATENT DOCUMENTS

8,568,250	B2 *	10/2013	Chou	A63B 37/0031	473/377
D808,477	S *	1/2018	Finley	D21/708	
D811,498	S *	2/2018	Finley	D21/708	
D811,499	S *	2/2018	Simonds	D21/708	
D813,326	S *	3/2018	Finley	D21/708	
D814,578	S *	4/2018	Finley	D21/709	
D815,219	S *	4/2018	Simonds	D21/708	
2007/0026971	A1 *	2/2007	Aoyama	A63B 37/0004	473/378
2007/0167258	A1 *	7/2007	Sato	A63B 37/0004	473/378
2012/0046124	A1 *	2/2012	Sullivan	A63B 37/0039	473/372
2015/0105181	A1 *	4/2015	Hwang	A63B 37/0003	473/381

* cited by examiner

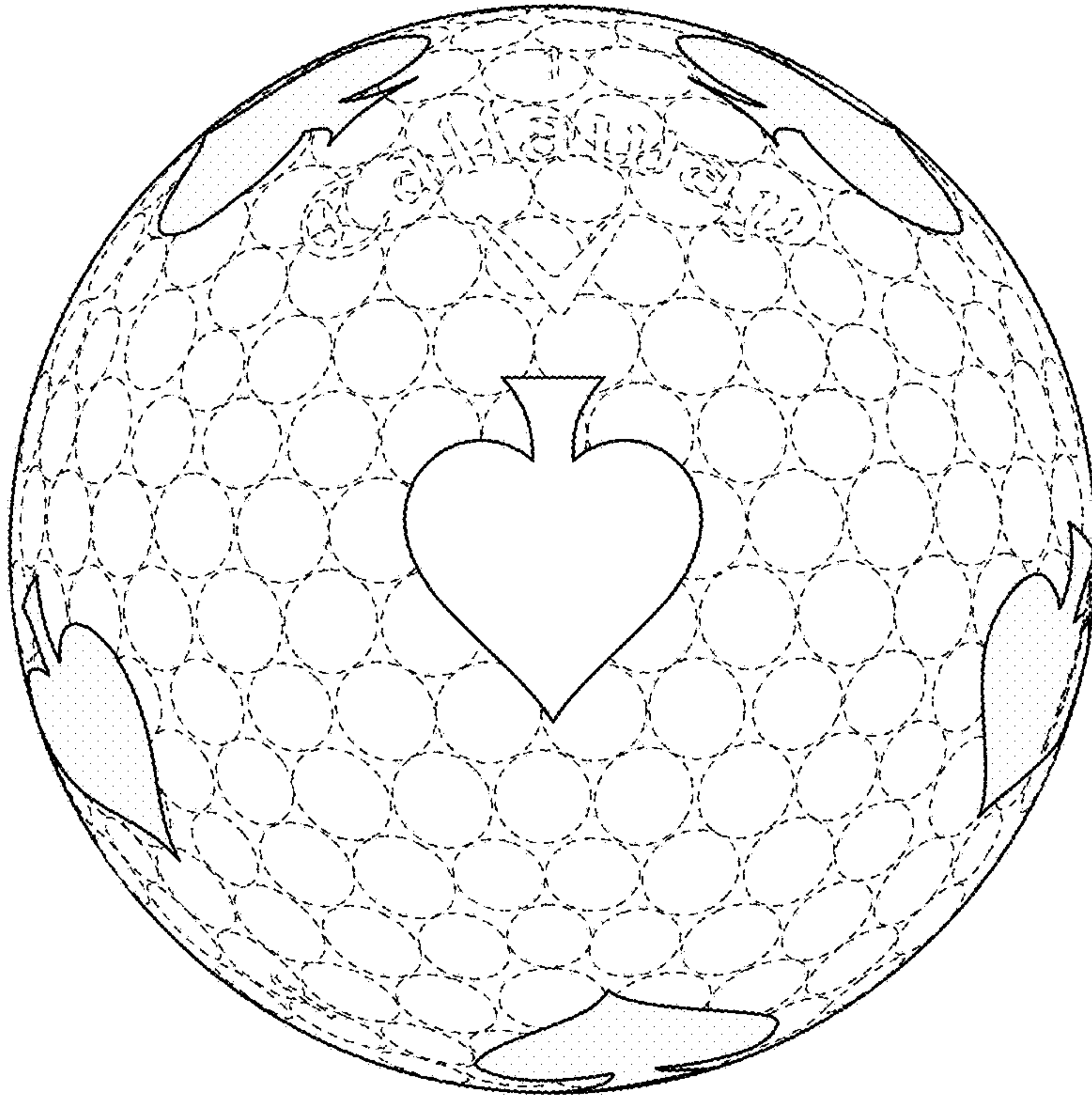


FIG. 1

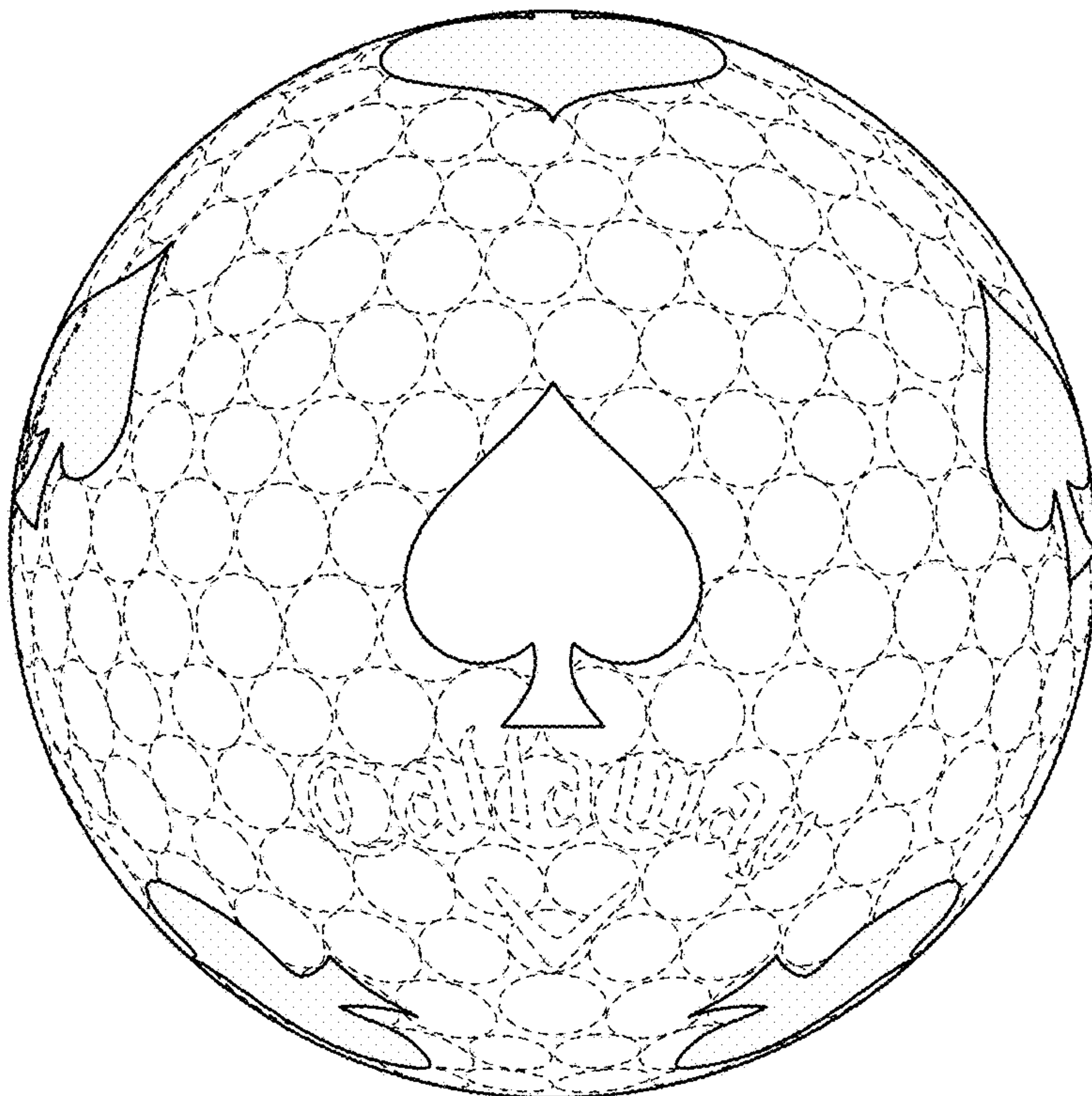


FIG. 2

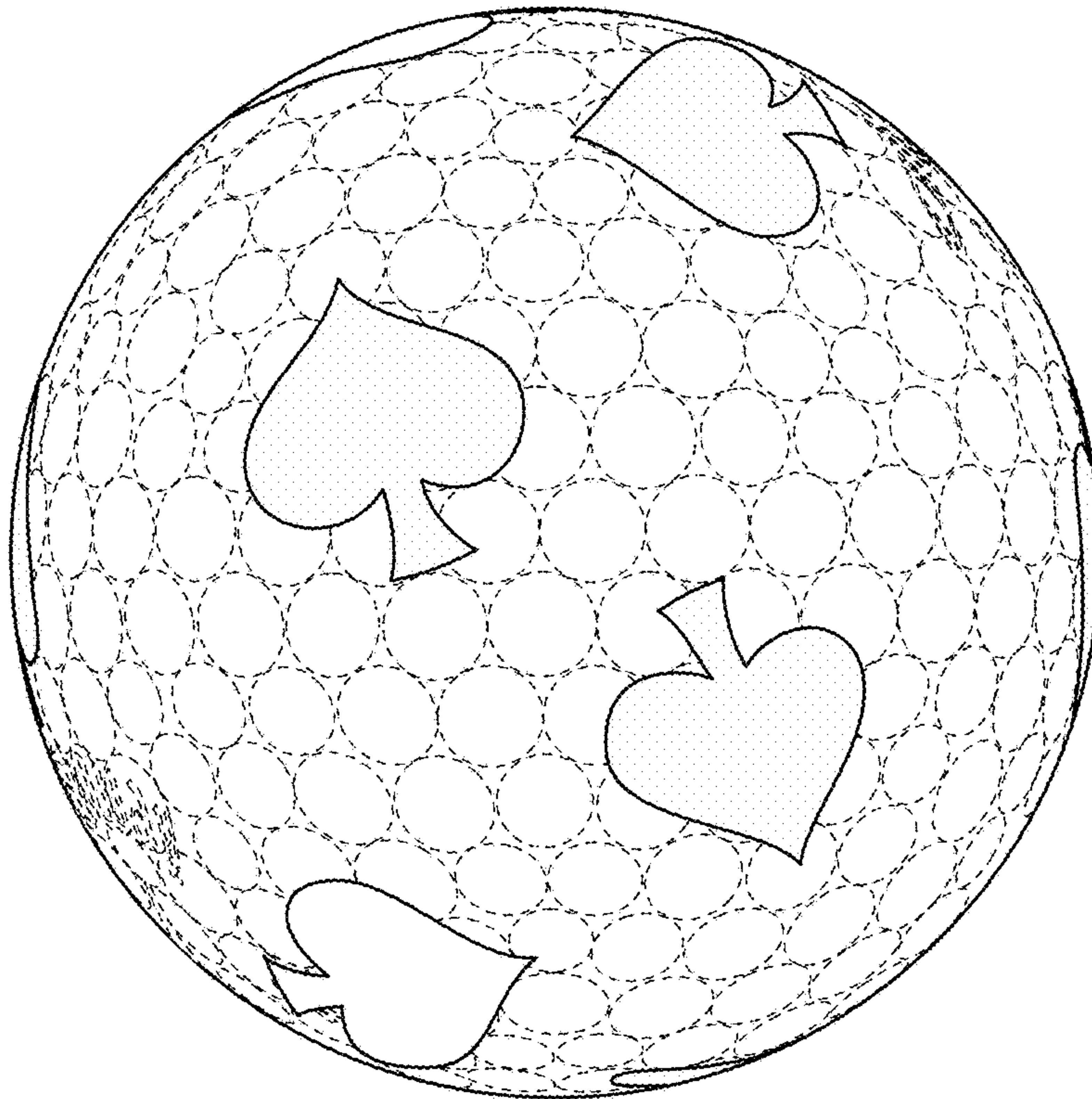


FIG. 3

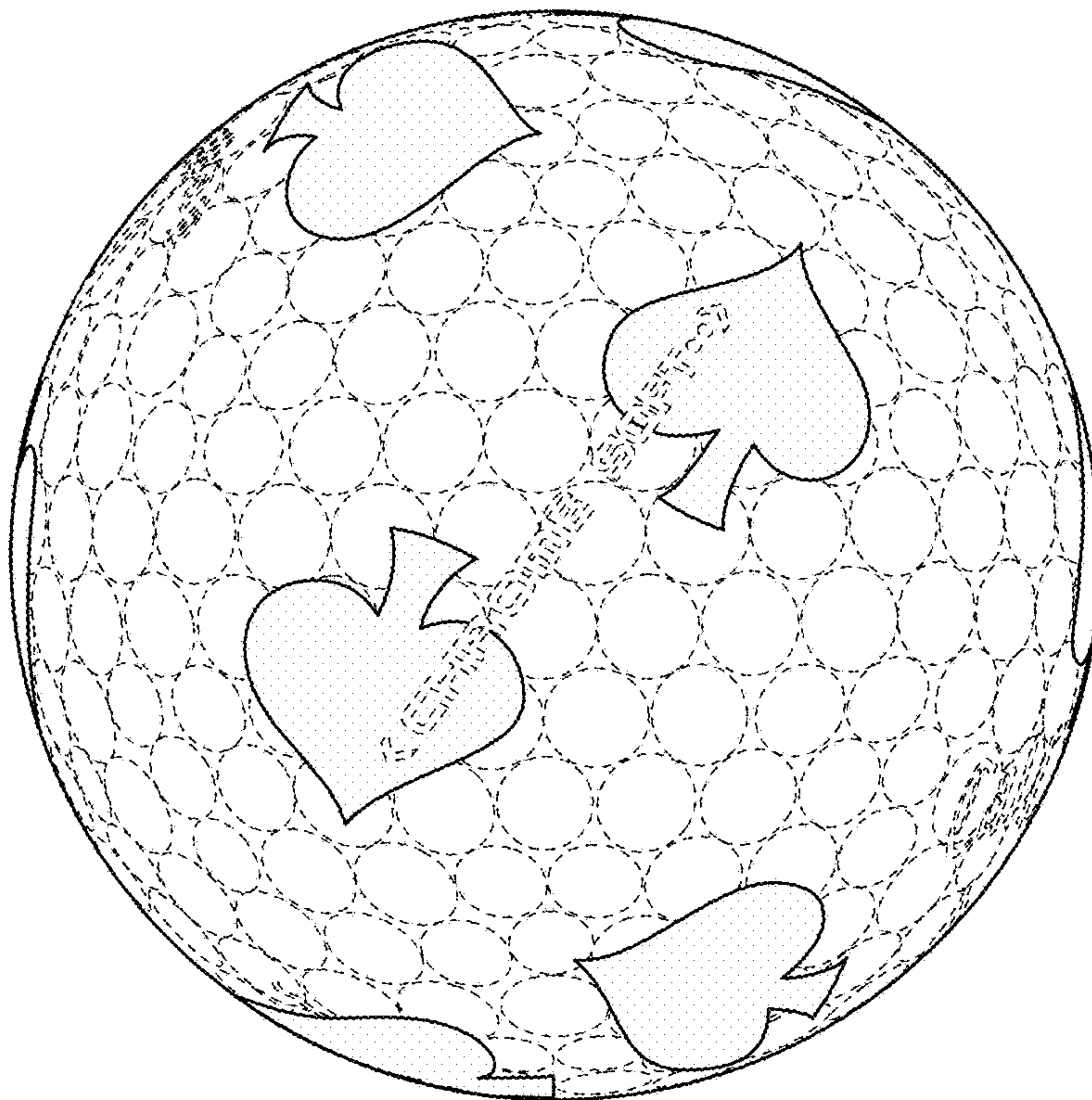


FIG. 4

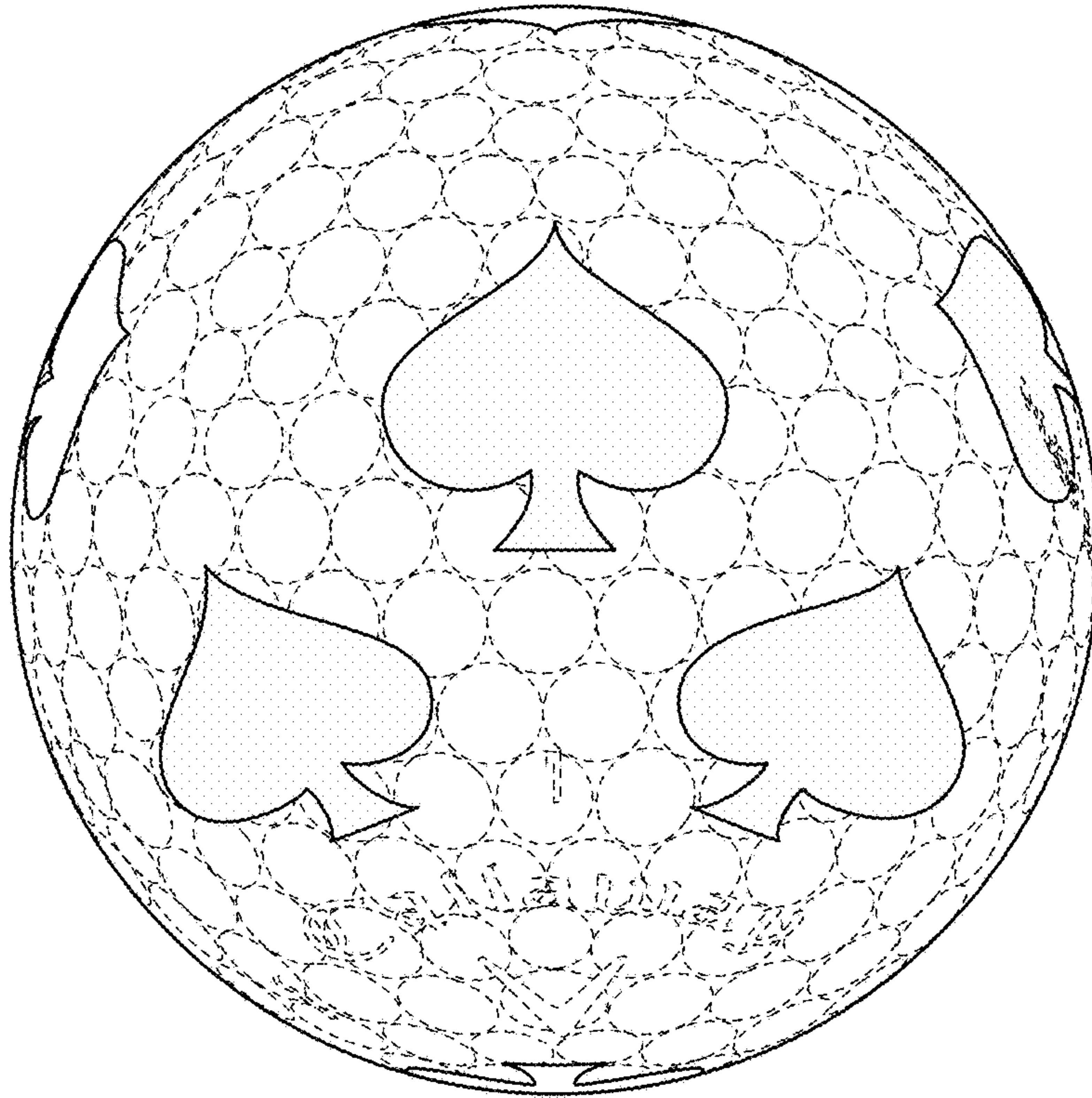


FIG. 5

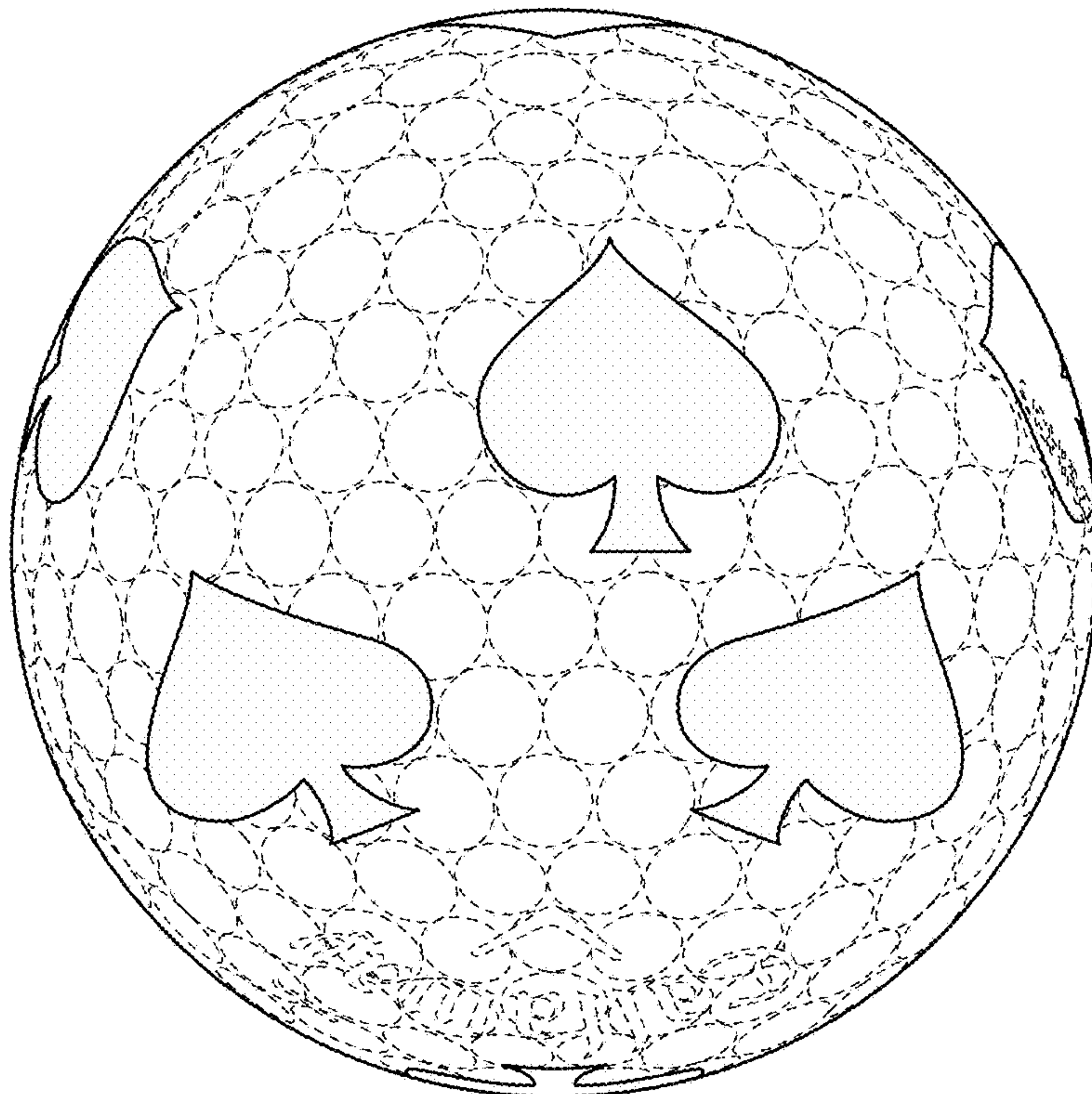


FIG. 6