



US00D831135S

(12) **United States Design Patent**
Lindsey et al.

(10) **Patent No.:** **US D831,135 S**
(45) **Date of Patent:** **** Oct. 16, 2018**

(54) **SPORTS BALL**

(71) Applicants: **John D. Lindsey**, Oviedo, FL (US);
Scott M. Rix, Fairfax Station, VA (US)

(72) Inventors: **John D. Lindsey**, Oviedo, FL (US);
Scott M. Rix, Fairfax Station, VA (US)

(73) Assignee: **Eye On Ball, Inc.**, Oviedo, FL (US)

(**) Term: **15 Years**

(21) Appl. No.: **29/550,250**

(22) Filed: **Dec. 31, 2015**

(51) **LOC (11) Cl.** **21-02**

(52) **U.S. Cl.**

USPC **D21/707**; D21/713

(58) **Field of Classification Search**

USPC D21/707-714; D11/75, 76, 62, 121;
D26/1-4, 40, 122, 123, 131, 134, 154;
473/569-577, 593-615; 40/327; 428/11
CPC . A63B 37/00; A63B 37/0003; A63B 37/0005;
A63B 37/0006; A63B 37/0007; A63B
37/0009; A63B 37/0011; A63B 37/0097;
A63B 37/0098; A63B 37/14; A63B
37/12; A63B 39/00; A63B 39/06; A63B
39/08; A63B 41/00; A63B 41/08; A63B
41/085; A63B 2039/003; A63B 2039/006;
A63B 43/02; A63B 43/002; A63B
43/008; A63B 43/06; A63B 2043/001
See application file for complete search history.

(56) **References Cited**

U.S. PATENT DOCUMENTS

D43,673 S * 3/1913 Johnston D21/709
D74,569 S * 2/1928 Kafka D11/121
D79,224 S * 8/1929 Binnie D21/708
RE21,115 E * 6/1939 Winterbauer A63B 41/08
473/605

D264,365 S * 5/1982 Arino D21/713
5,236,196 A * 8/1993 Blankenburg G09B 23/04
434/213
5,984,807 A * 11/1999 Wai A63B 37/0003
264/241
7,303,492 B2 * 12/2007 Aoyama A63B 37/0004
473/383
D563,609 S * 3/2008 Gick D30/160
D648,406 S * 11/2011 Hochberg D21/713
D718,821 S * 12/2014 Beyrich D21/478
D725,205 S * 3/2015 Rub D21/398
D738,972 S * 9/2015 Black D21/707
2005/0064958 A1 * 3/2005 Sullivan A63B 37/0004
473/378
2005/0192129 A1 * 9/2005 Kuwabara A63B 43/06
473/520

(Continued)

FOREIGN PATENT DOCUMENTS

GB 377354 A * 7/1932 A63B 37/0004
JP 3157248 B2 * 4/2001

(Continued)

Primary Examiner — Catherine A Tuttle

(74) *Attorney, Agent, or Firm* — Lyman Smith; Patent
Service Associates

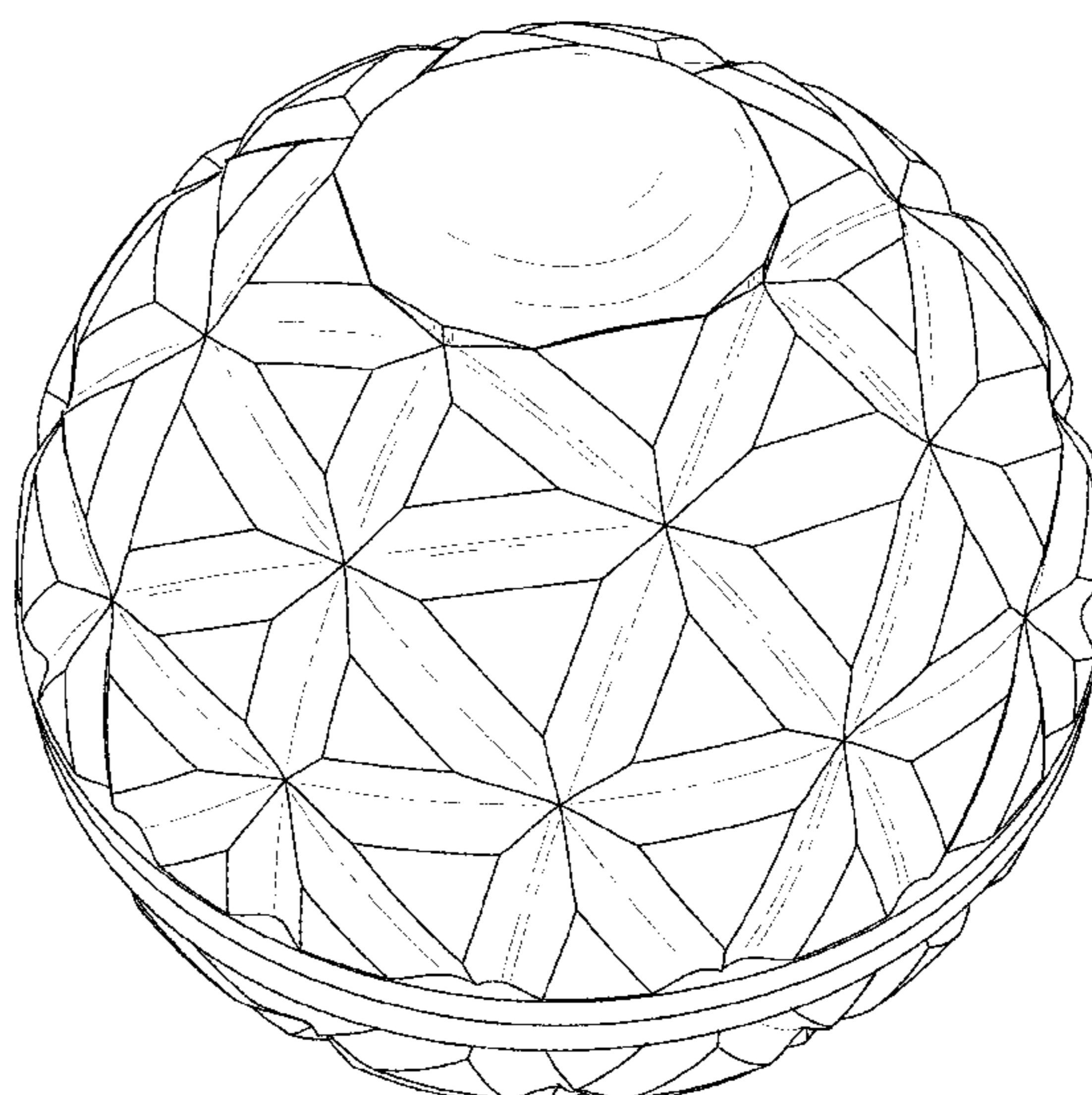
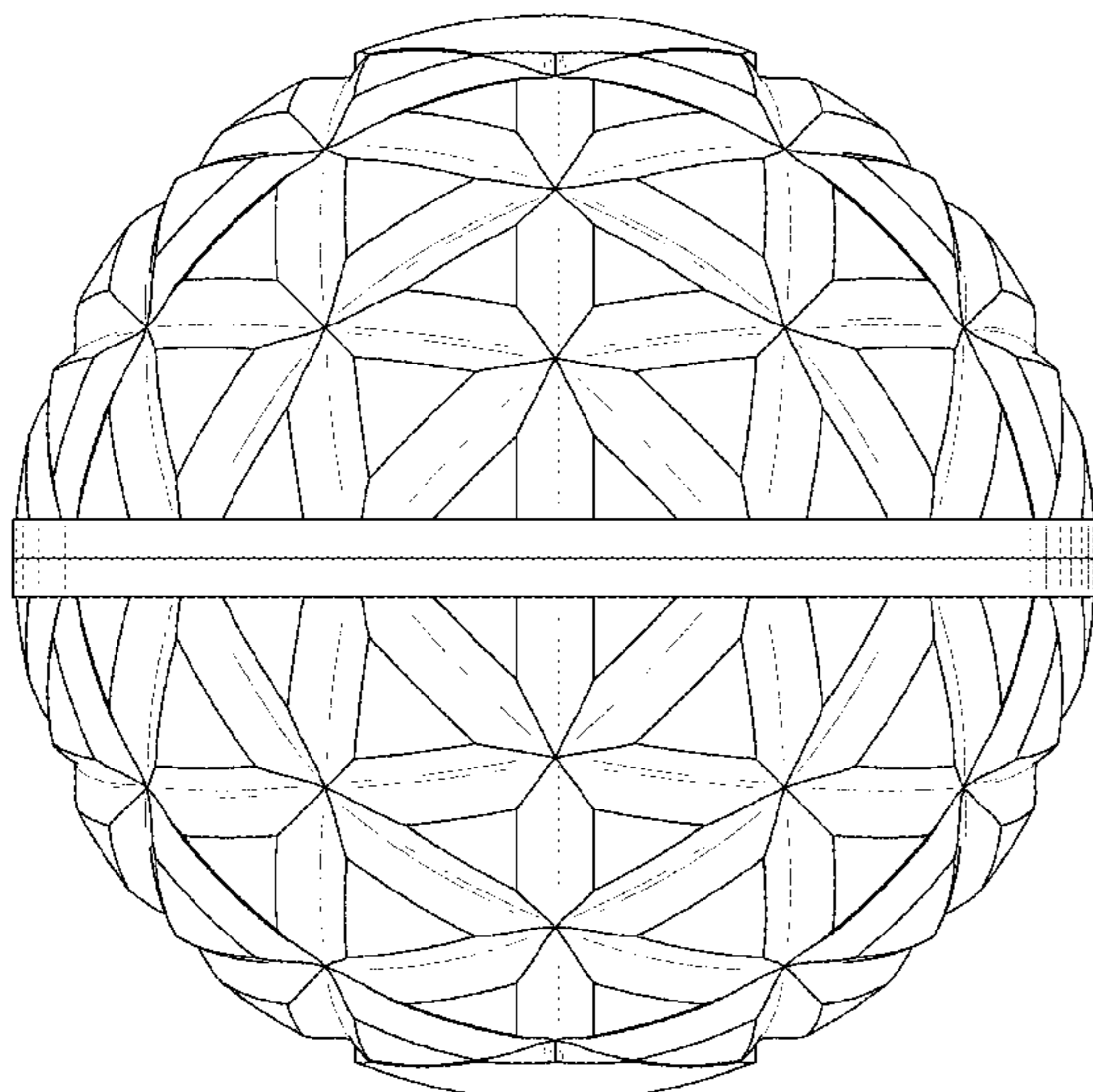
(57) **CLAIM**

The ornamental design for a sports ball, as shown and
described.

DESCRIPTION

FIG. 1 is a front elevational view of a sports ball showing
our new design;
FIG. 2 is a rear elevational view thereof;
FIG. 3 is a left side elevational view thereof;
FIG. 4 is a right side elevational view thereof;
FIG. 5 is a top plan view thereof;
FIG. 6 is a bottom plan view thereof; and,
FIG. 7 is a perspective view thereof.

1 Claim, 7 Drawing Sheets



(56)

References Cited

U.S. PATENT DOCUMENTS

2005/0239579 A1* 10/2005 Sato A63B 37/0004
473/378
2012/0040778 A1* 2/2012 Aoyama A63B 37/0004
473/383
2012/0270683 A1* 10/2012 Choi A63B 37/0011
473/379
2015/0057106 A1* 2/2015 Kishishita A63B 37/0006
473/384
2015/0133236 A1* 5/2015 Ishii A63B 37/0045
473/376
2015/0265883 A1* 9/2015 Bulfin A63B 45/00
156/245

FOREIGN PATENT DOCUMENTS

JP 3406856 B2 * 5/2003 A63B 37/0004
JP 4387539 B2 * 12/2009 A63B 37/0003
JP 3157248 U * 2/2010 A63B 37/0004
WO WO 2012081594 A1 * 6/2012 A63B 37/0004

* cited by examiner

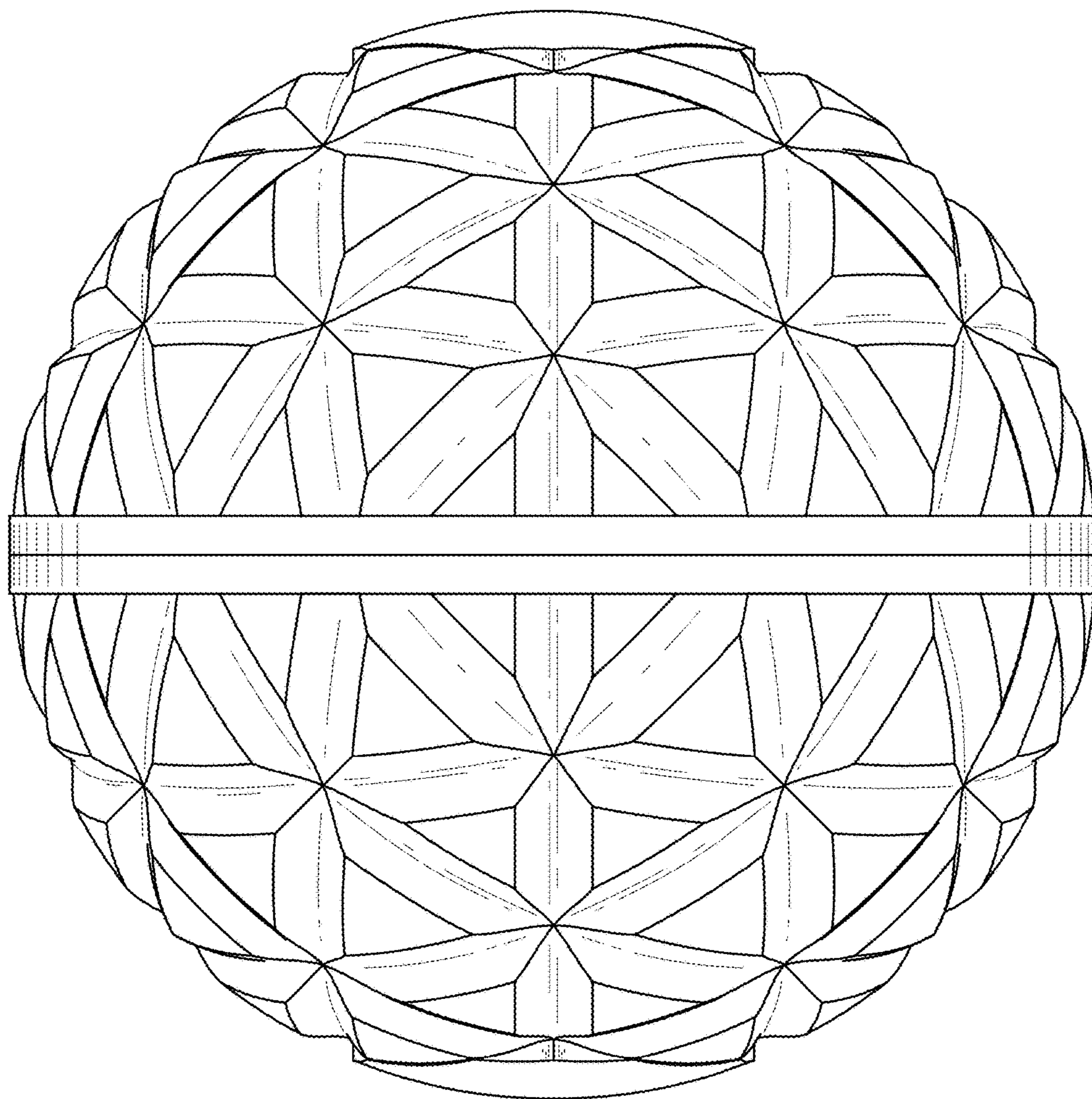


FIG. 1

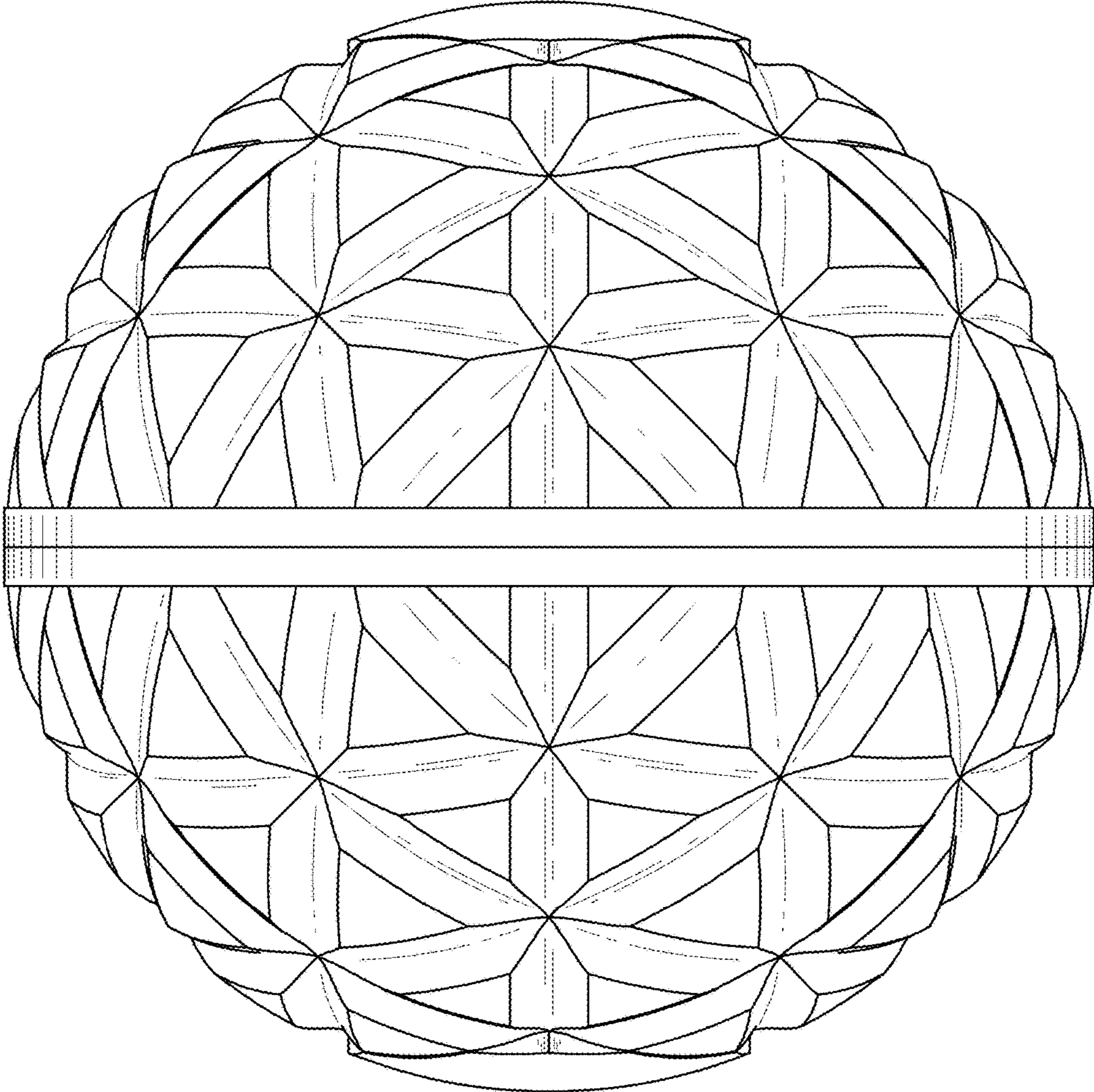


FIG. 2

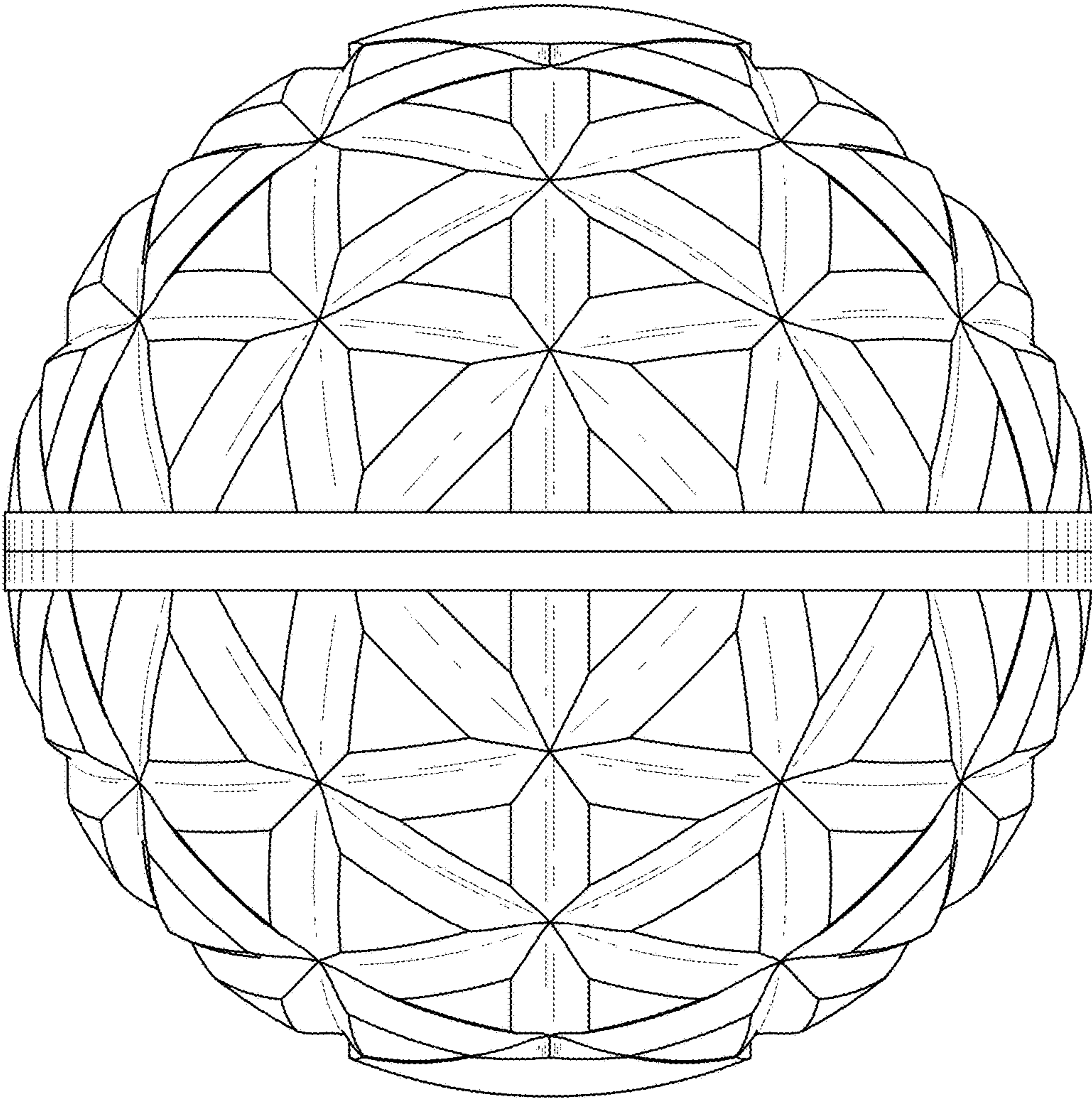


FIG. 3

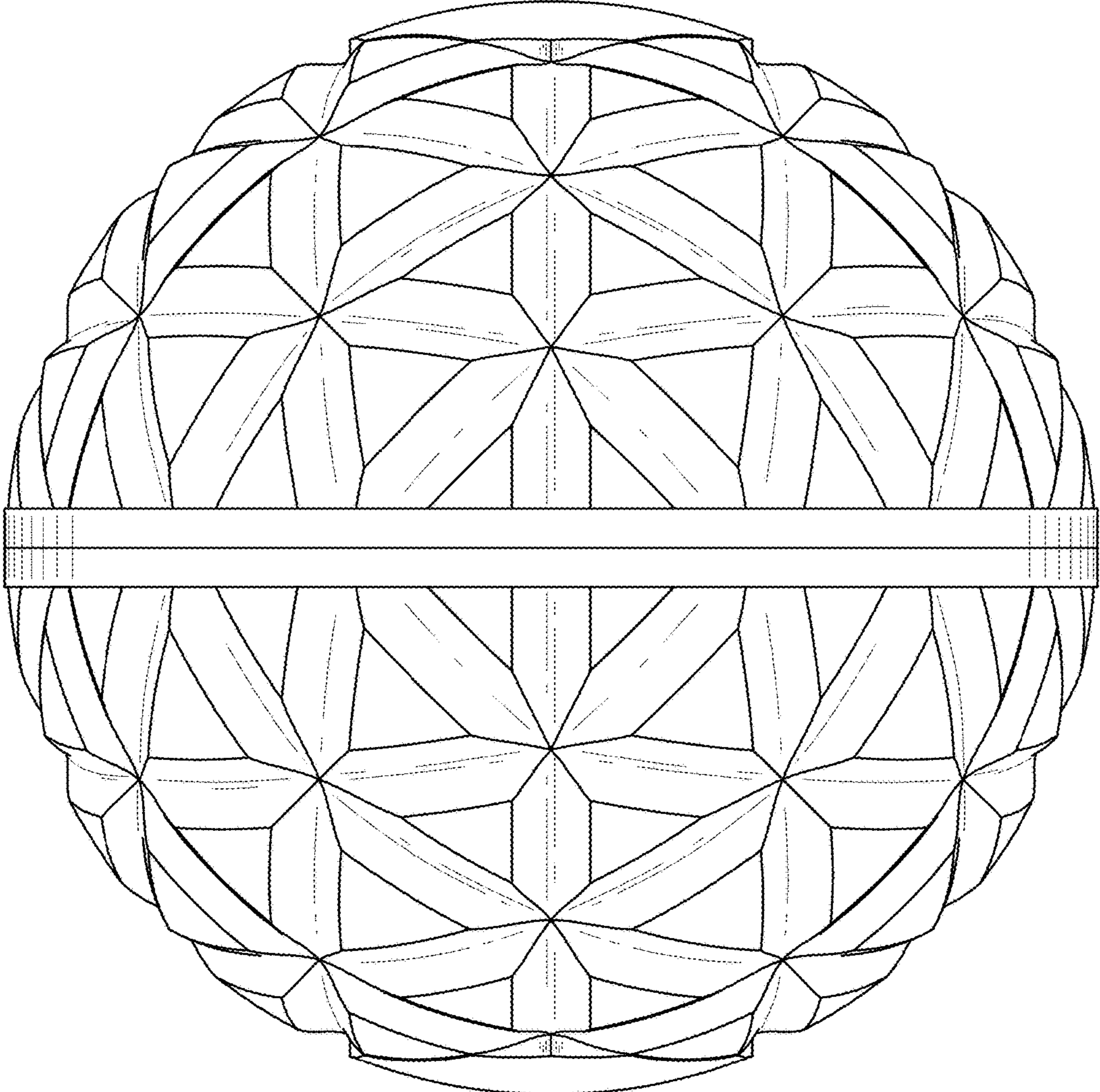


FIG. 4




FIG. 5




FIG. 6

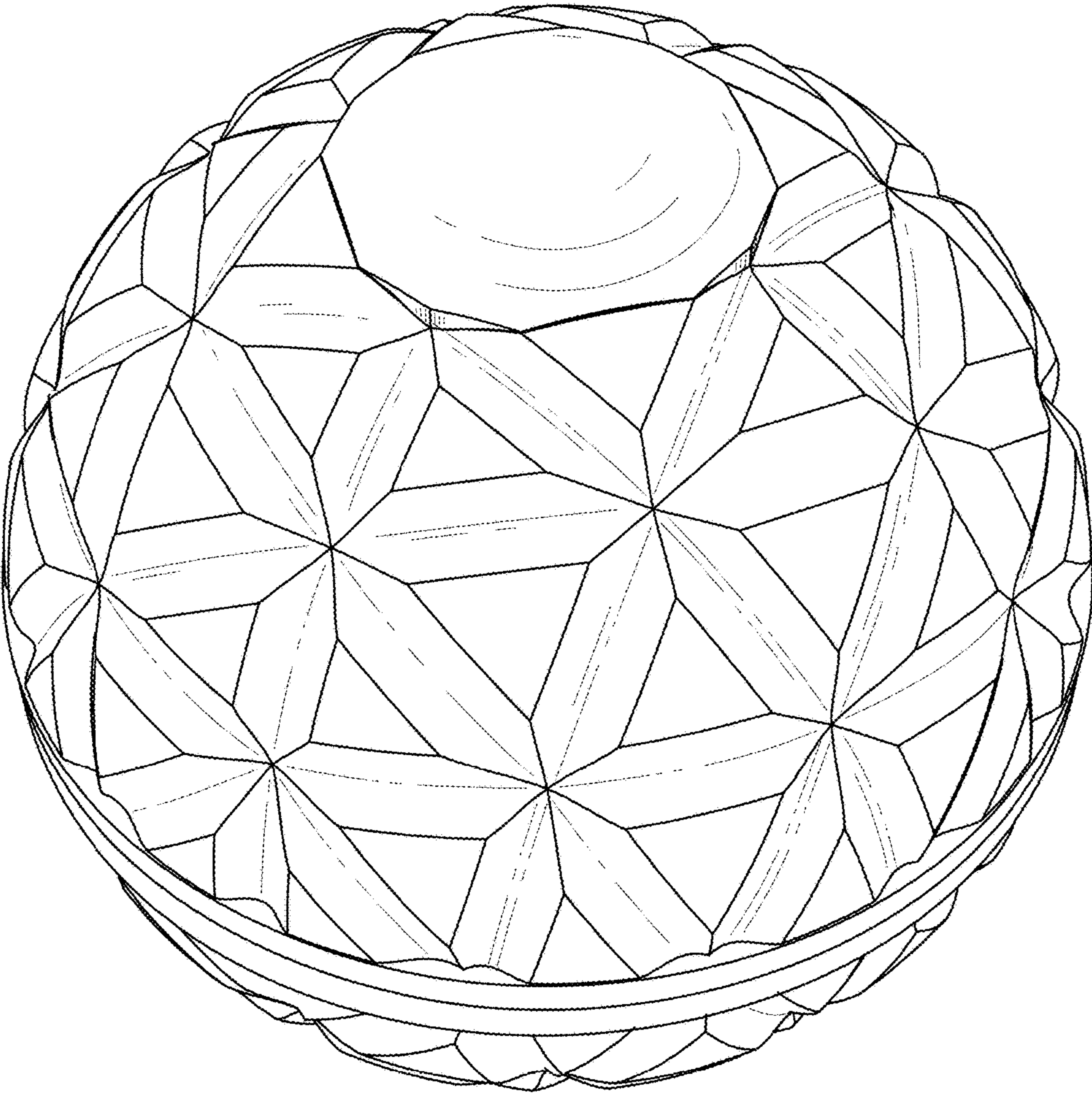


FIG. 7