



US00D831115S

(12) **United States Design Patent**
Chambers

(10) **Patent No.:** **US D831,115 S**
(45) **Date of Patent:** **** Oct. 16, 2018**

(54) **MEDICAL EMERGENCY VENDING MACHINE**

(71) Applicant: **Varice Chambers**, Houston, TX (US)

(72) Inventor: **Varice Chambers**, Houston, TX (US)

(**) Term: **15 Years**

(21) Appl. No.: **29/597,219**

(22) Filed: **Mar. 15, 2017**

(51) **LOC (11) Cl.** **20-01**

(52) **U.S. Cl.**
USPC **D20/1**

(58) **Field of Classification Search**
USPC D15/79, 81, 89; D20/1-9; D99/28
CPC G06Q 20/18; G07F 7/00; G07F 7/025;
G07F 7/08; G07F 7/12; G07F 11/00;
G07F 11/02; G07F 11/62; G07F 11/165;
G07F 7/069; G07F 17/00; G07F 17/40
See application file for complete search history.

(56) **References Cited**

U.S. PATENT DOCUMENTS

- 5,438,523 A * 8/1995 Humm G07F 5/18
221/12
- D442,994 S 5/2001 Hanyuda et al.
- 7,844,363 B1 11/2010 Mehdizadeh
- 7,937,290 B2 5/2011 Bahir
- 8,930,207 B2 1/2015 Keravich et al.
- D728,027 S * 4/2015 Plakas D20/1
- D769,664 S * 10/2016 Waldthausen D7/309
- 2008/0077274 A1 3/2008 Kim
- 2010/0010666 A1 * 1/2010 Adams E05G 1/06
700/231
- 2010/0084421 A1 * 4/2010 Lazalier G05B 19/045
221/97
- 2011/0130636 A1 6/2011 Daniel et al.
- 2012/0285980 A1 * 11/2012 Busto G07F 11/165
221/13
- 2013/0261791 A1 * 10/2013 Meyer G07F 11/04
700/231

- 2014/0179231 A1 6/2014 Charania et al.
- 2014/0224839 A1 * 8/2014 Kim B67D 7/06
221/133
- 2015/0310694 A1 * 10/2015 Will G07F 11/165
221/13

(Continued)

FOREIGN PATENT DOCUMENTS

WO WO2006070359 7/2006

OTHER PUBLICATIONS

Medical Vending Machines, posted at News.wjct.org, posted on Dec. 2, 2016, site visited May 8, 2018. online, available from internet: <http://news.wjct.org/post/medical-vending-machines-popping-jacksonville>.*

Primary Examiner — Mary Ann Calabrese

Assistant Examiner — Catherine Ho

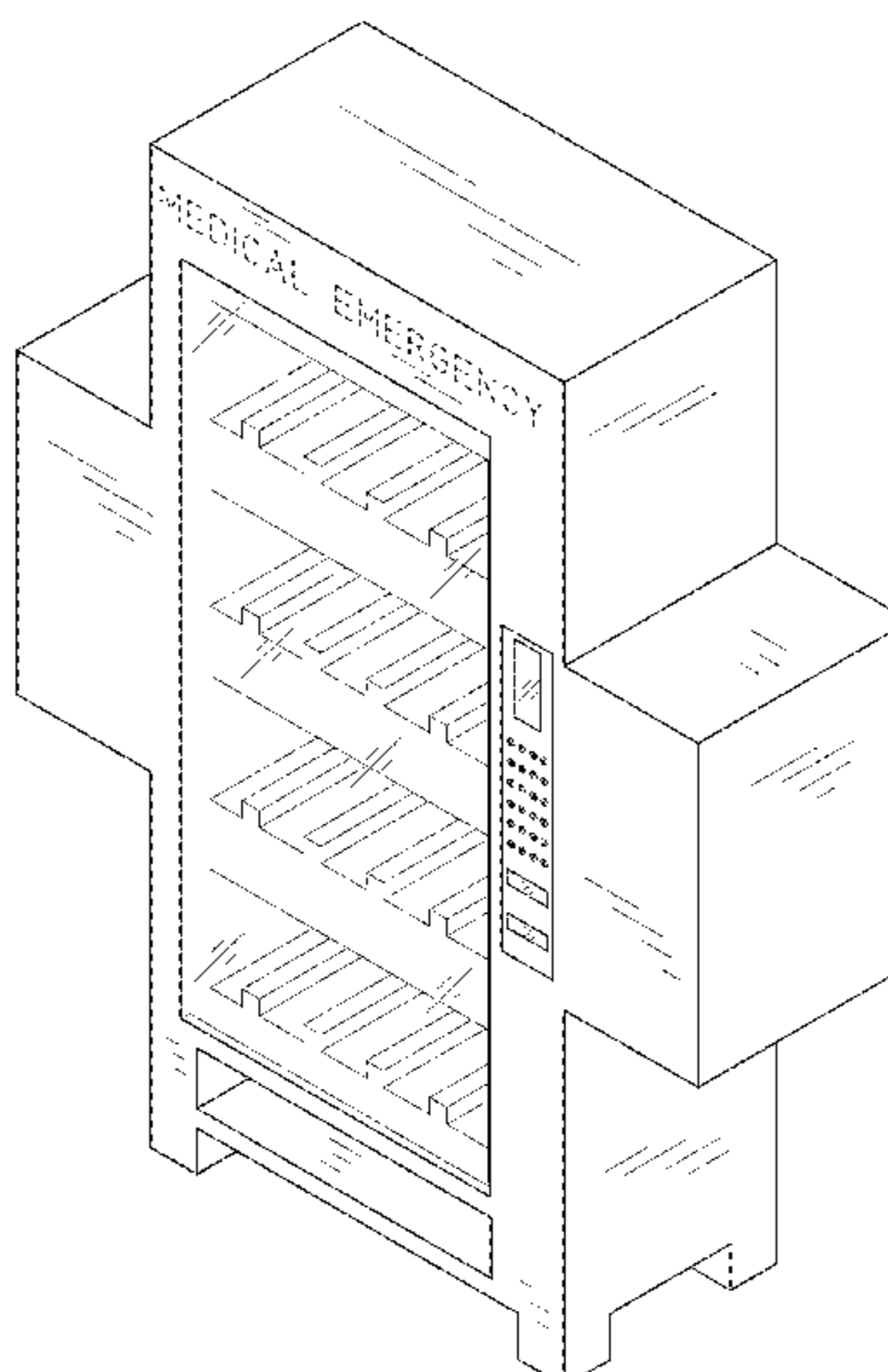
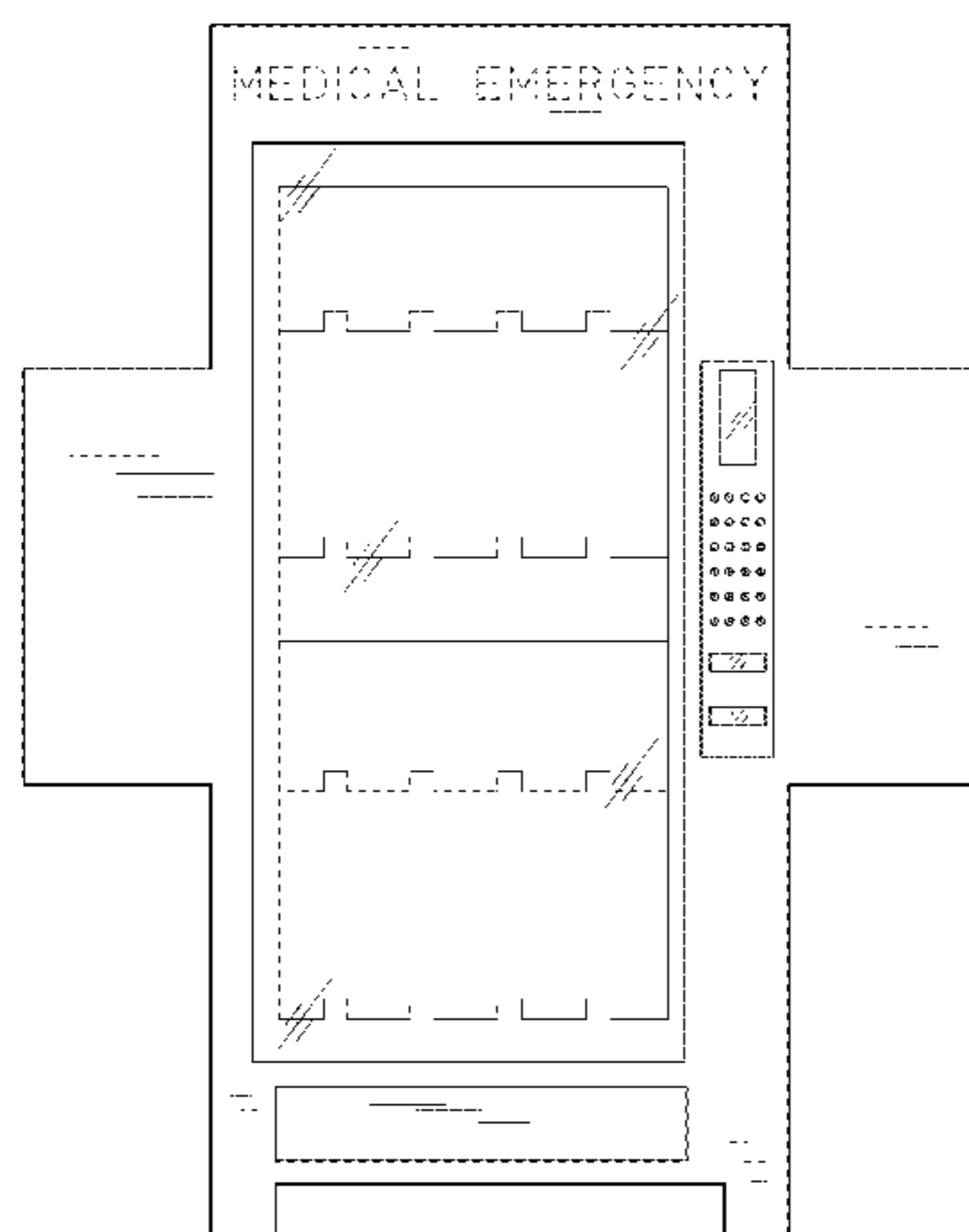
(57) **CLAIM**

The ornamental design for a medical emergency vending machine, as shown and described.

DESCRIPTION

FIG. 1 is a front view of a medical emergency vending machine showing my new design;
 FIG. 2 is a rear view of the medical emergency vending machine;
 FIG. 3 is a left side view of the medical emergency vending machine, a right side view being identical;
 FIG. 4 is a top view of the medical emergency vending machine;
 FIG. 5 is a bottom view of the medical emergency vending machine; and,
 FIG. 6 is a top front side perspective view of the medical emergency vending machine.
 The broken line portion of the figure drawings is included to show portions of the article that form no part of the claimed design.

1 Claim, 5 Drawing Sheets



(56)

References Cited

U.S. PATENT DOCUMENTS

2016/0155127 A1* 6/2016 Hartman G06Q 20/206
705/18
2018/0033233 A1* 2/2018 Wilson G07F 17/0092

* cited by examiner

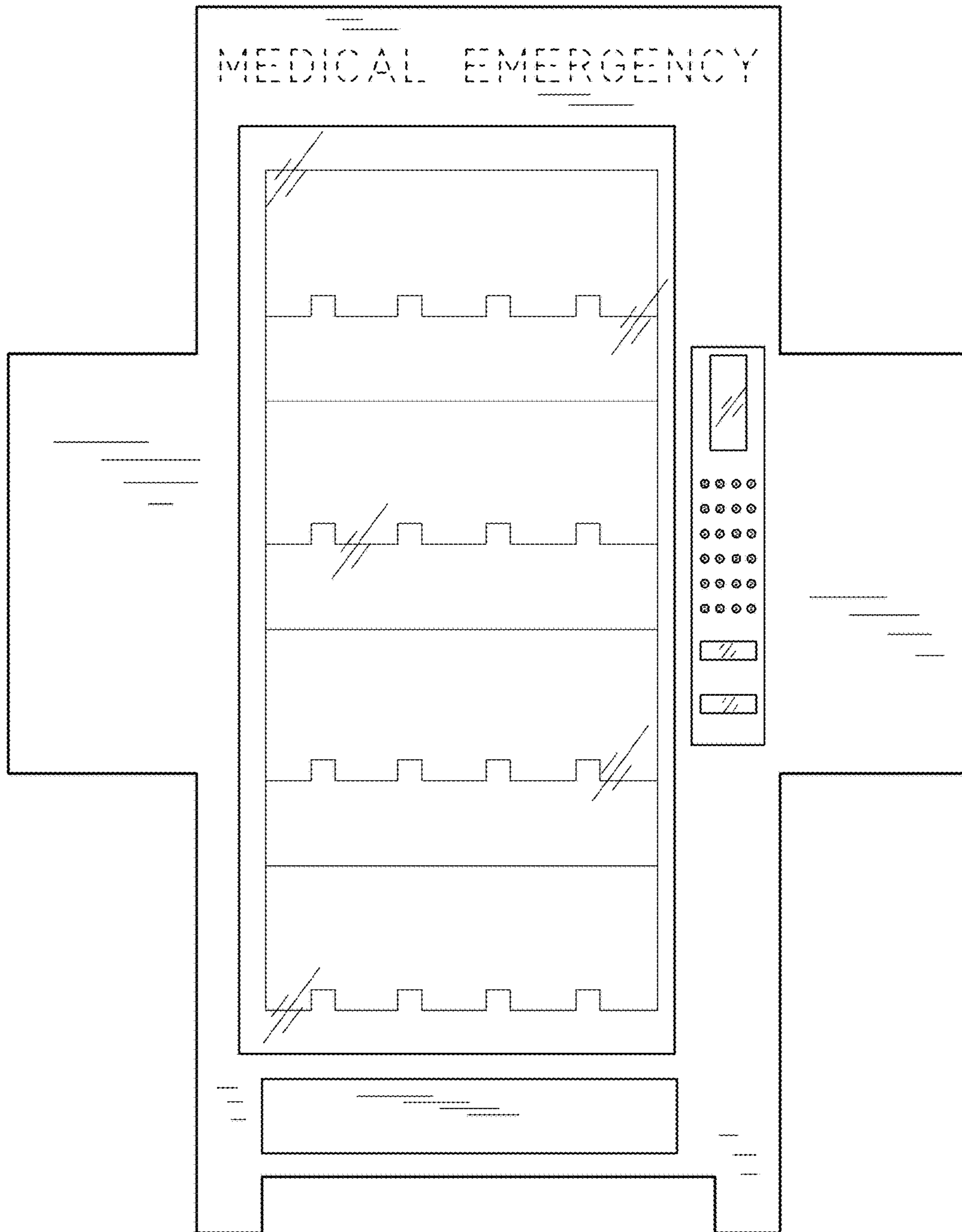


FIG. 1

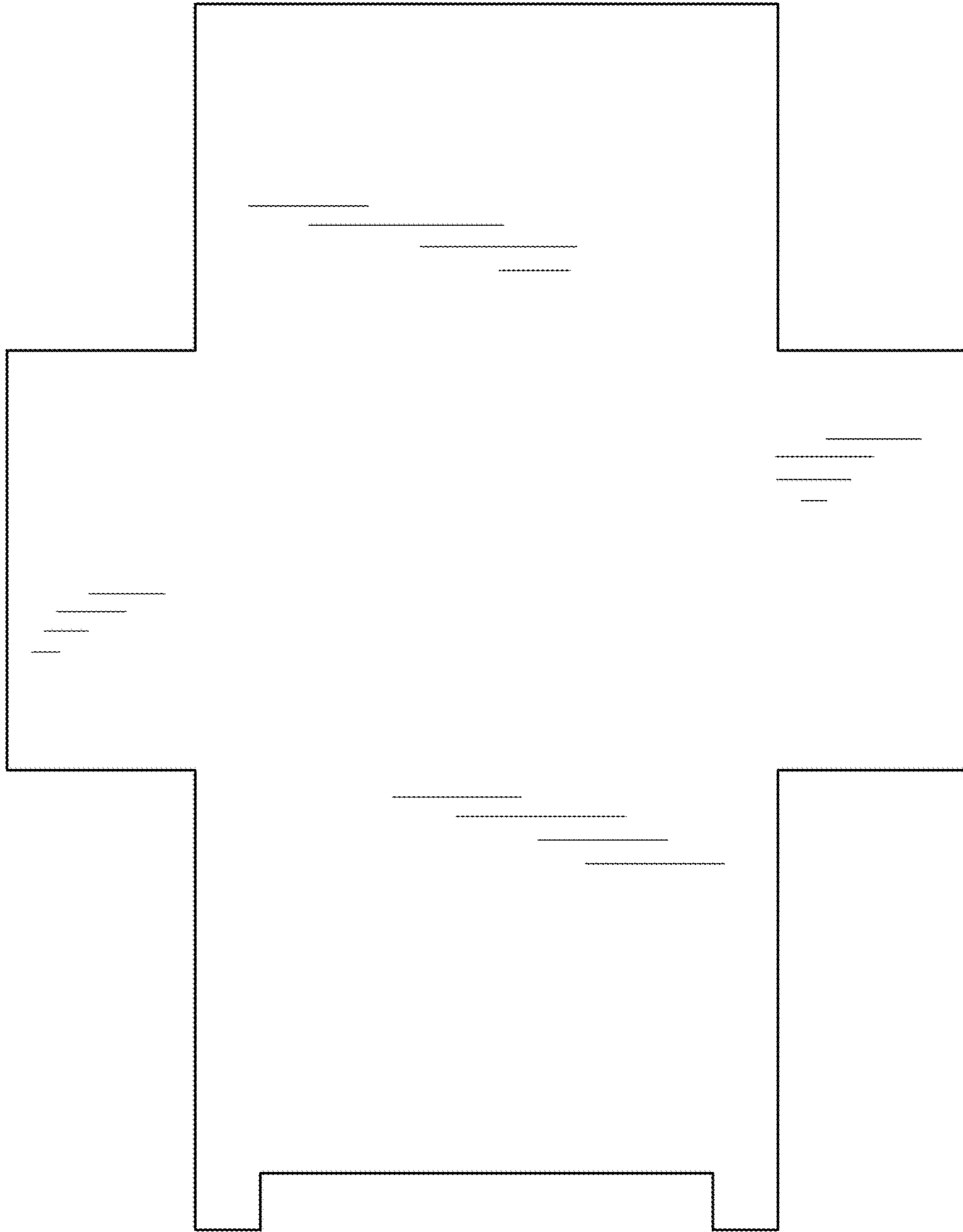


FIG. 2




FIG. 3

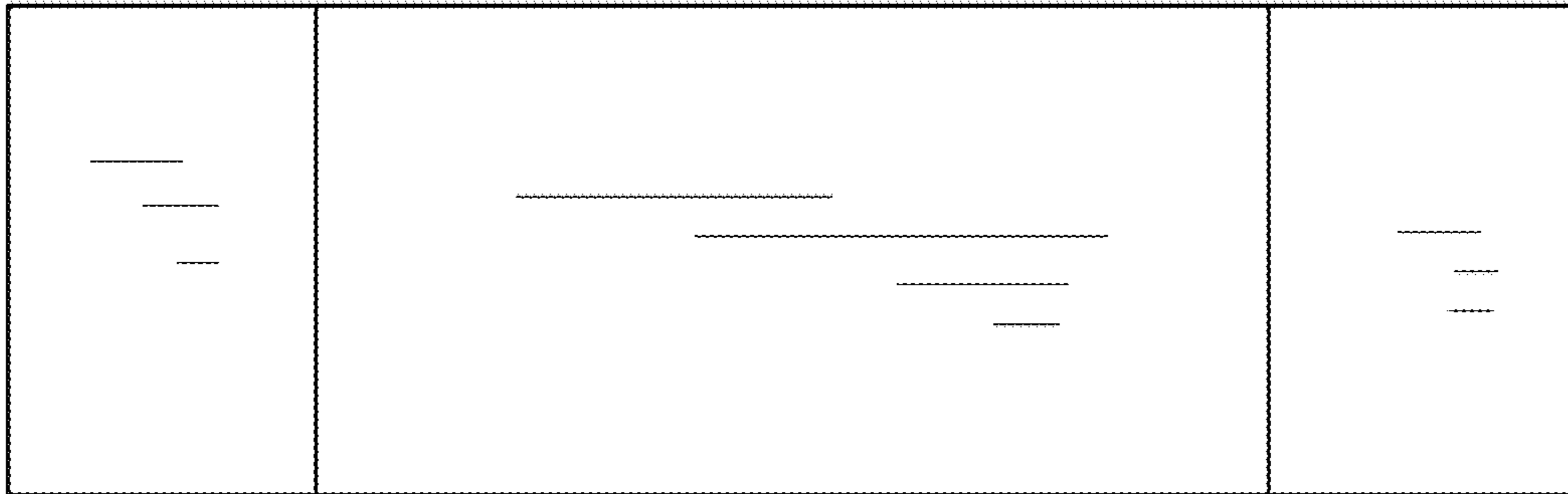


FIG. 4

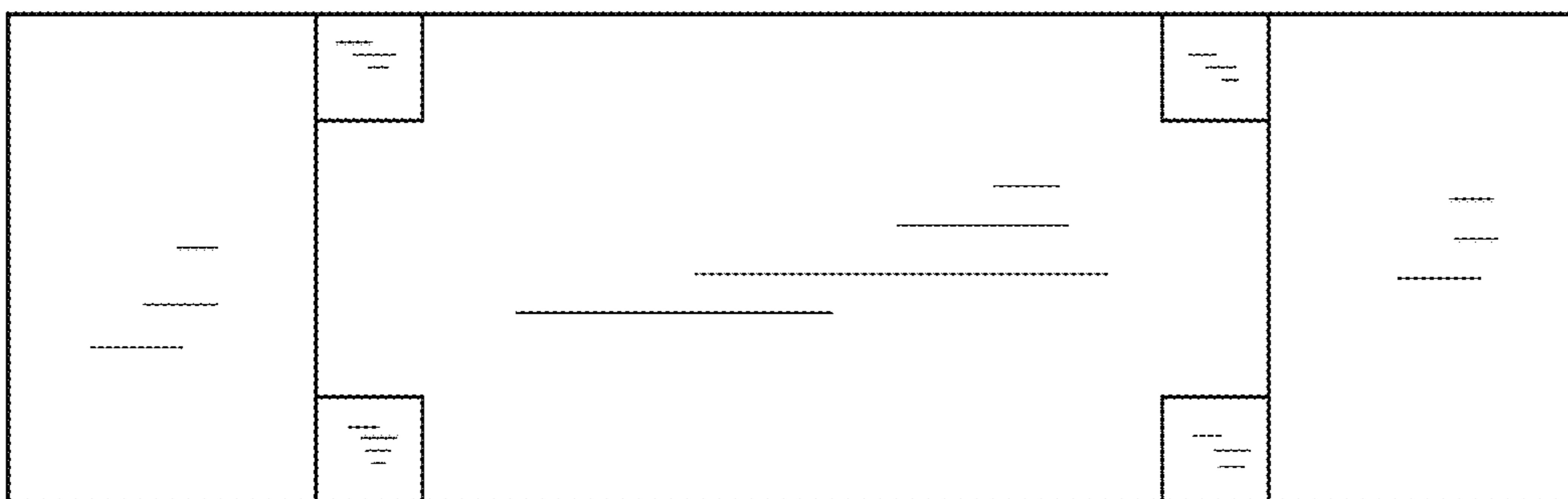


FIG. 5

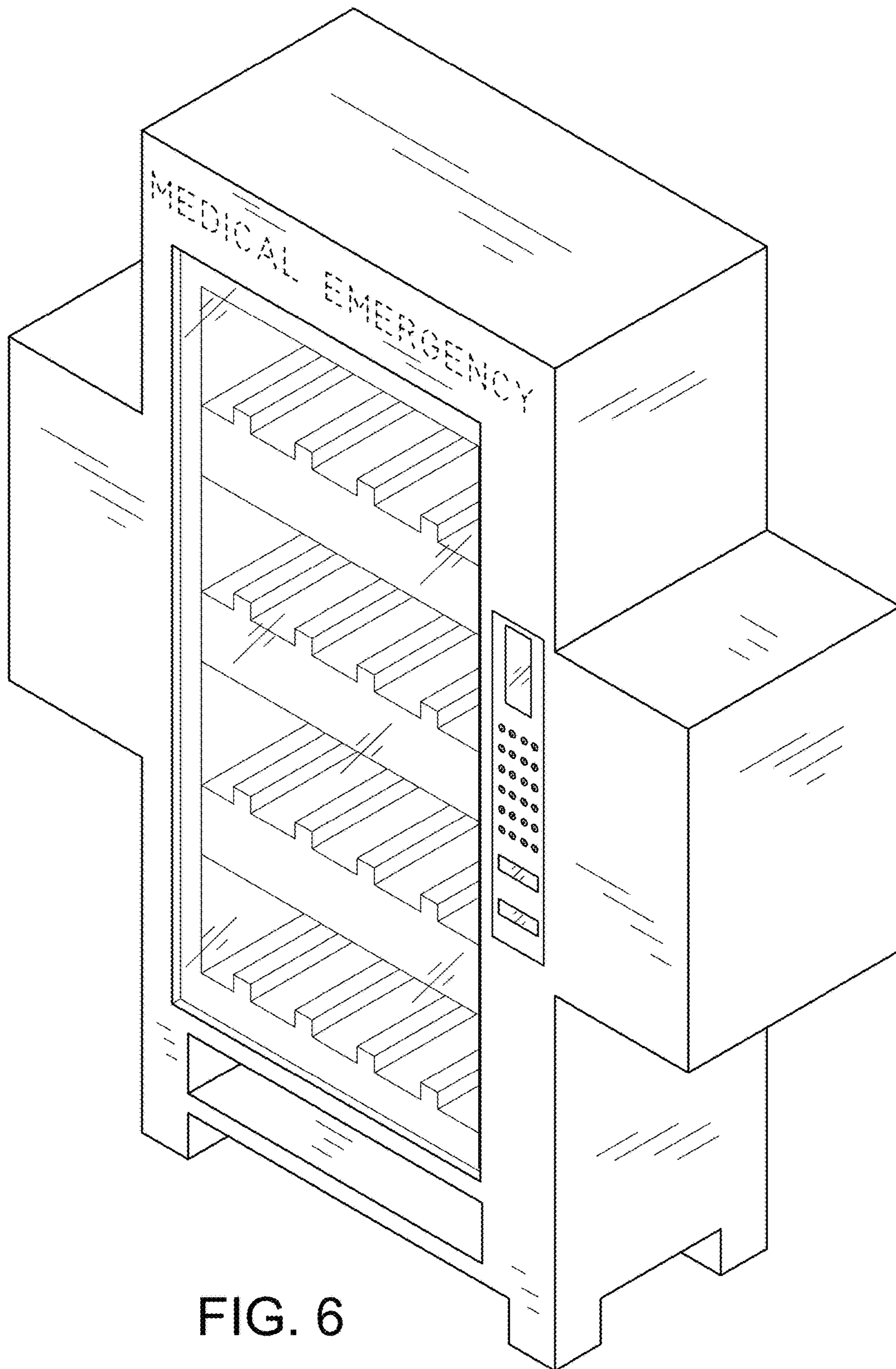


FIG. 6