



US00D831114S

(12) **United States Design Patent**
Csokmay

(10) **Patent No.:** **US D831,114 S**

(45) **Date of Patent:** **** Oct. 16, 2018**

- (54) **PEN**
- (71) Applicant: **The Berea Hardwoods Co., Inc.**,
Middleburg Heights, OH (US)
- (72) Inventor: **Joseph M. Csokmay**, Parma, OH (US)
- (73) Assignee: **The Berea Hardwoods Co., Inc.**,
Middleburg Heights, OH (US)

- D450,765 S * 11/2001 Rosenbaum D19/119
- D479,970 S * 9/2003 Hutchinson D8/16
- D649,189 S * 11/2011 Maier D19/170
- D694,756 S * 12/2013 Nakata D14/411
- D708,616 S * 7/2014 Nakata D14/411
- D716,814 S * 11/2014 Nakata D14/411
- D783,022 S * 4/2017 Sirota D14/411

(**) Term: **15 Years**

* cited by examiner

Primary Examiner — Elizabeth A. Albert

(21) Appl. No.: **29/605,209**

(74) *Attorney, Agent, or Firm* — Sand & Sebolt

(22) Filed: **May 24, 2017**

(57) **CLAIM**

The ornamental design for a pen, as shown and described.

(51) **LOC (11) Cl.** **19-06**

DESCRIPTION

(52) **U.S. Cl.**
USPC **D19/196**

(58) **Field of Classification Search**
USPC D14/411; D19/115–204; D8/16, 18,
D8/33–43; D29/124
CPC . B43K 5/005; B43K 7/12; B43K 8/04; B43K
8/06; B43K 19/00; B43K 19/02; B43K
19/14; B43K 21/006; B43K 21/06
See application file for complete search history.

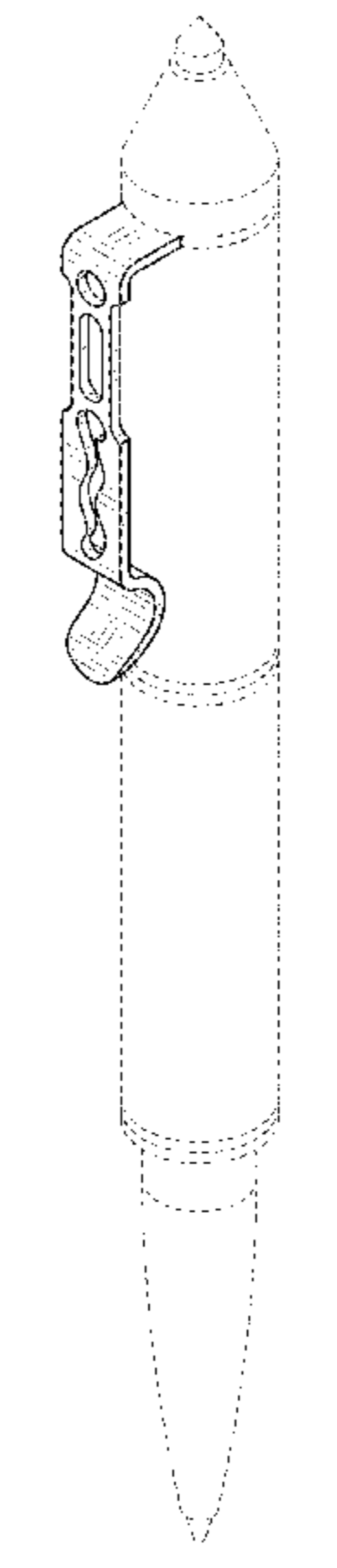
FIG. 1 is an isometric view of a first embodiment of a pen of the present invention.
 FIG. 2 is a front elevational view of the first embodiment.
 FIG. 3 is a back elevational view of the first embodiment.
 FIG. 4 is a top view of the first embodiment.
 FIG. 5 is a bottom view of the first embodiment.
 FIG. 6 is a left side elevational view of the first embodiment.
 FIG. 7 is a right side elevational view of the first embodiment.
 FIG. 8 is an isometric view of a second embodiment of a pen of the present invention.
 FIG. 9 is a front elevational view of the second embodiment.
 FIG. 10 is a back elevational view of the second embodiment.
 FIG. 11 is a top view of the second embodiment.
 FIG. 12 is a bottom view of the second embodiment.
 FIG. 13 is a left side elevational view of the second embodiment; and,
 FIG. 14 is a right side elevational view of the second embodiment.
 The broken lines illustrate portions of the pen that form no part of the claimed design.

(56) **References Cited**

U.S. PATENT DOCUMENTS

- 1,255,932 A * 2/1918 Reilly B43L 23/08
24/11 CC
- 2,800,712 A * 7/1957 Jernegan B67B 7/24
30/1
- 3,204,907 A * 9/1965 Tattrie B44D 3/12
248/211
- D247,263 S * 2/1978 Van Benthem D3/210
- D316,427 S * 4/1991 Tinz D19/166
- D321,717 S * 11/1991 Hager 401/17
- D365,424 S * 12/1995 Weller D32/35
- D444,690 S * 7/2001 Bond B66F 15/00
D8/16

1 Claim, 6 Drawing Sheets



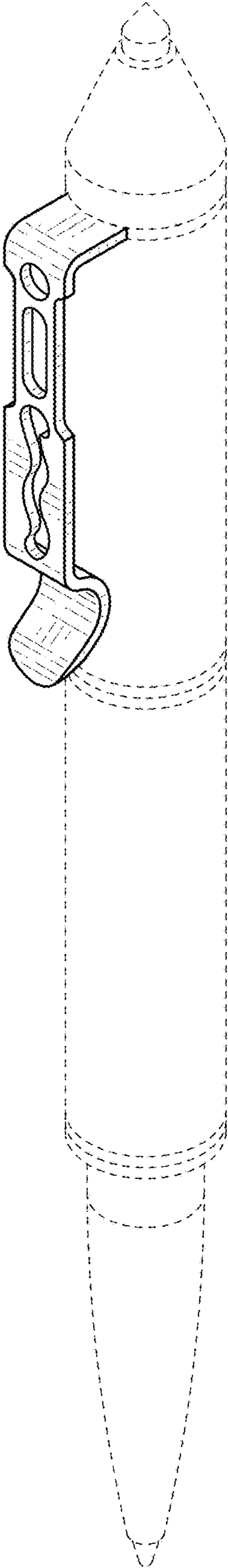


FIG. 1




FIG. 2

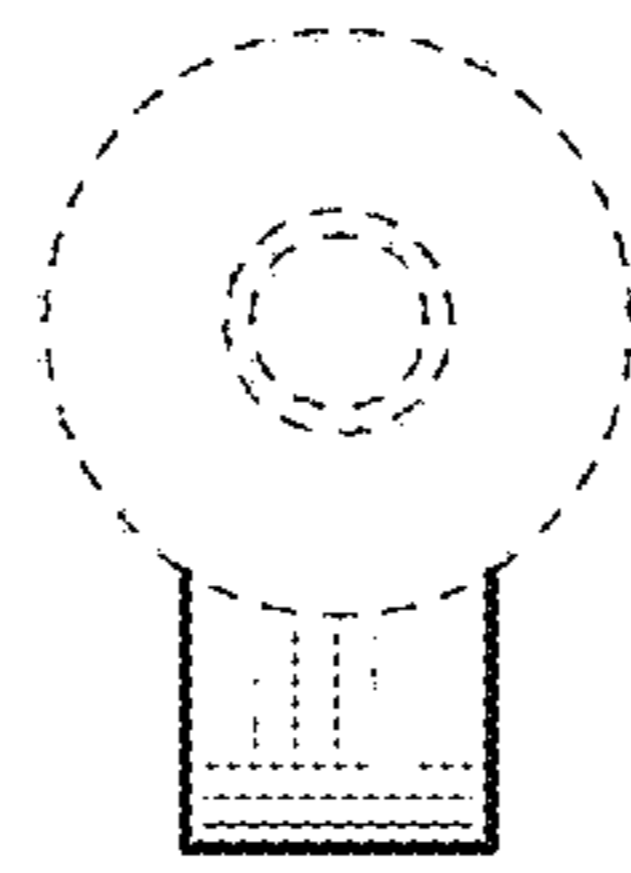


FIG. 4

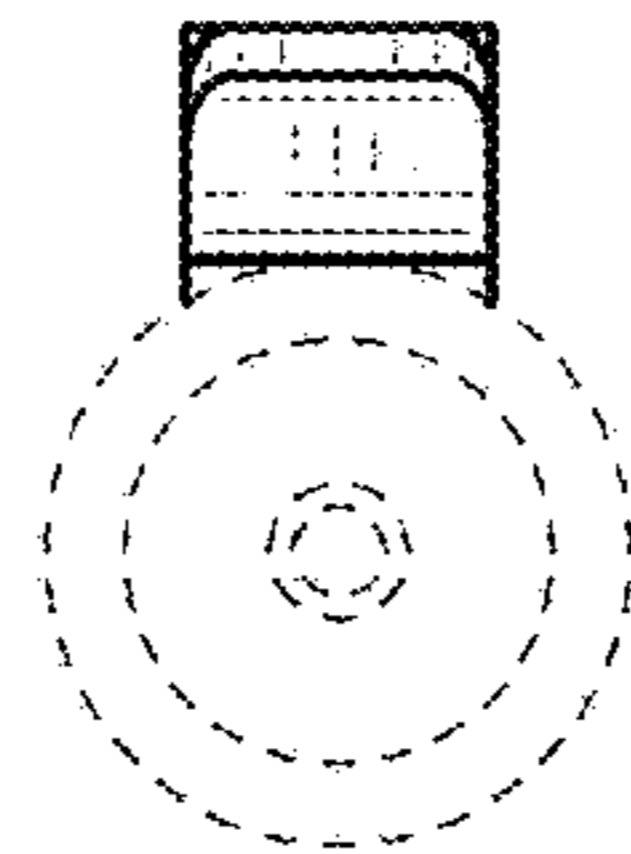


FIG. 5




FIG. 3

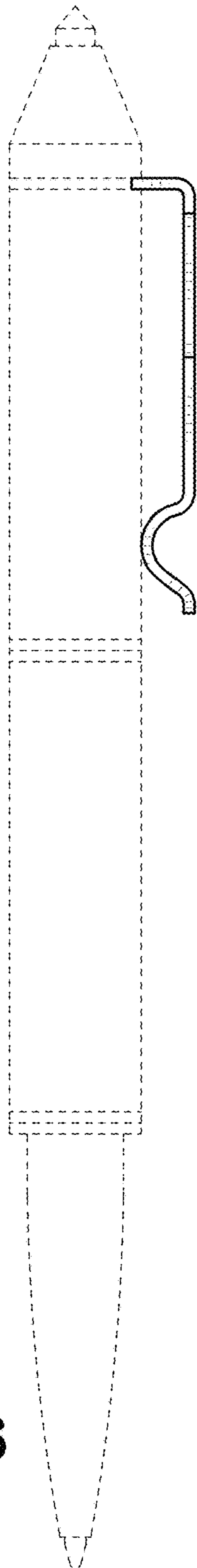


FIG. 6

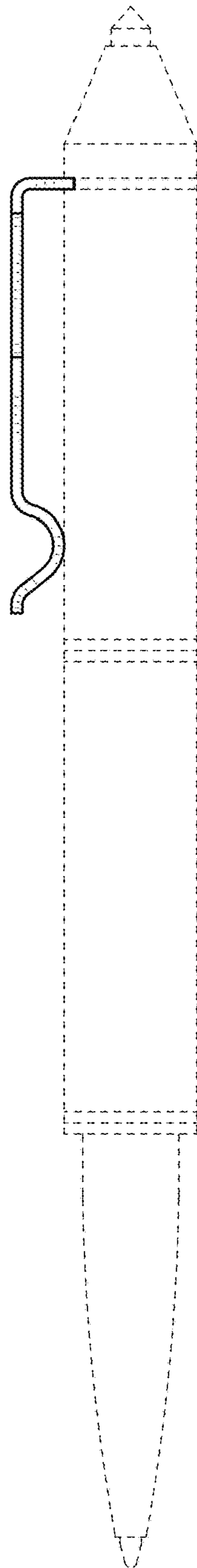


FIG. 7

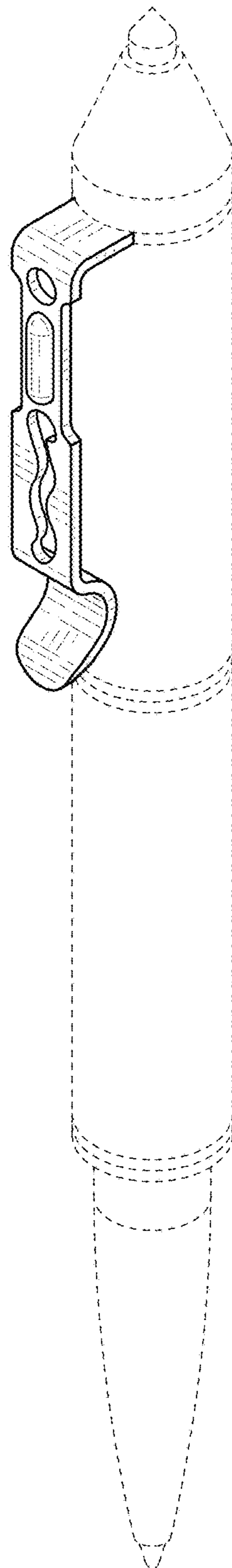


FIG.8



FIG. 9

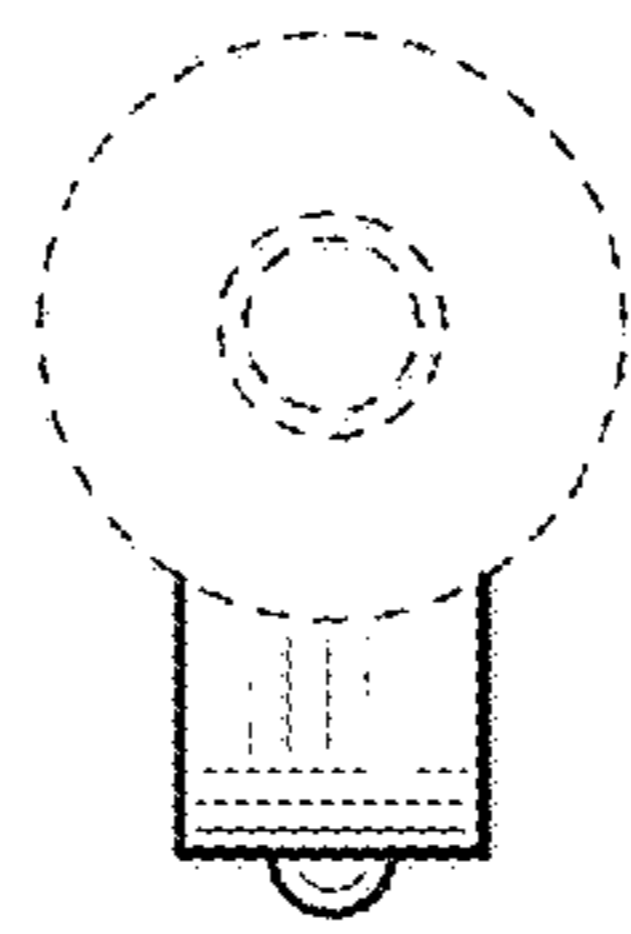


FIG. 11

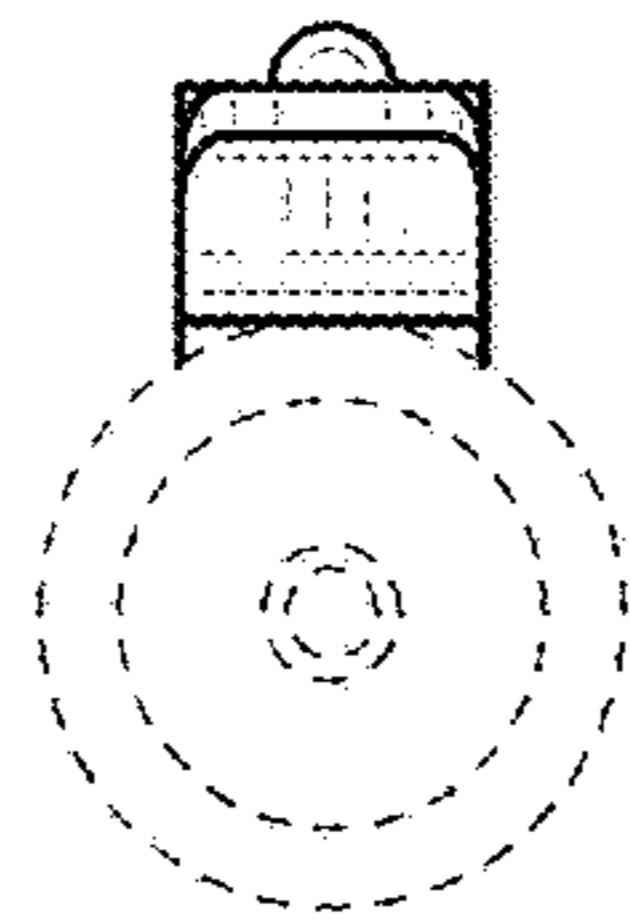


FIG. 12




FIG. 10




FIG. 13




FIG. 14