



US00D831112S

(12) **United States Design Patent** (10) **Patent No.:** **US D831,112 S**  
**Copier et al.** (45) **Date of Patent:** **\*\* \*Oct. 16, 2018**

- (54) **WRITING INSTRUMENT**
- (71) Applicant: **Sanford, L.P.**, Downers Grove, IL (US)
- (72) Inventors: **Elliott Guy Copier**, Grand Rapids, MI (US); **Stefaan Van Den Broecke**, Kalamazoo, MI (US); **Fredric James Biddle**, Kalamazoo, MI (US); **Zachary LaPorte**, Forest Park, IL (US); **Zachary Hafner**, Kalamazoo, MI (US)
- (73) Assignee: **Sanford, L.P.**, Atlanta, GA (US)
- (\*) Notice: This patent is subject to a terminal disclaimer.
- (\*\*) Term: **15 Years**
- (21) Appl. No.: **29/598,322**
- (22) Filed: **Mar. 24, 2017**
- (51) **LOC (11) Cl.** ..... **19-06**
- (52) **U.S. Cl.**  
USPC ..... **D19/166**; D19/901; D19/902
- (58) **Field of Classification Search**  
USPC ..... D19/196, 187, 179, 177, 176, 175, 173, D19/169, 153, 117, 113, 164, 901, 902, D19/166  
CPC ..... B43K 24/03; B43K 23/12; B43K 23/001; G09B 5/04; G06F 3/03545  
See application file for complete search history.

(56) **References Cited**

**U.S. PATENT DOCUMENTS**

D318,294 S *	7/1991	Cho-Kai	.....	D19/166
D340,947 S *	11/1993	Tu	.....	D19/165
D436,127 S *	1/2001	Hung	.....	D19/164
D482,065 S *	11/2003	Hung	.....	D19/117
D508,948 S *	8/2005	Metaxatos	.....	D19/164
D559,311 S *	1/2008	Qiu	.....	D19/166
D572,307 S *	7/2008	Qiu	.....	D19/166
D607,052 S *	12/2009	Siegel	.....	D19/166
D612,420 S *	3/2010	Suero, Jr.	.....	D19/163

D612,422 S *	3/2010	Suero, Jr.	.....	D19/166
D628,631 S *	12/2010	Liu	.....	D19/166
D641,785 S *	7/2011	Lira-Nunez	.....	D19/168
D650,857 S *	12/2011	Lira-Nunez	.....	D19/168
D650,859 S *	12/2011	Lira-Nunez	.....	D19/194
D656,192 S *	3/2012	Chen	.....	D19/163
D659,191 S *	5/2012	Lira-Nunez	.....	D19/194

(Continued)

**FOREIGN PATENT DOCUMENTS**

CN 304394506 \* 12/2017

**OTHER PUBLICATIONS**

Highlighter posted by Sanford posted date Apr. 19, 2006, © Amazon, [online], [site visited Feb. 14, 2018]. Available from Internet, <https://www.amazon.com/Sanford-1803277-Sharpie-Highlighter-Assorted/dp/B005DEW394> (Year: 2006).\*

*Primary Examiner* — Cynthia Ramirez

*Assistant Examiner* — Laura H Yu

(74) *Attorney, Agent, or Firm* — Eversheds Sutherland (US) LLP

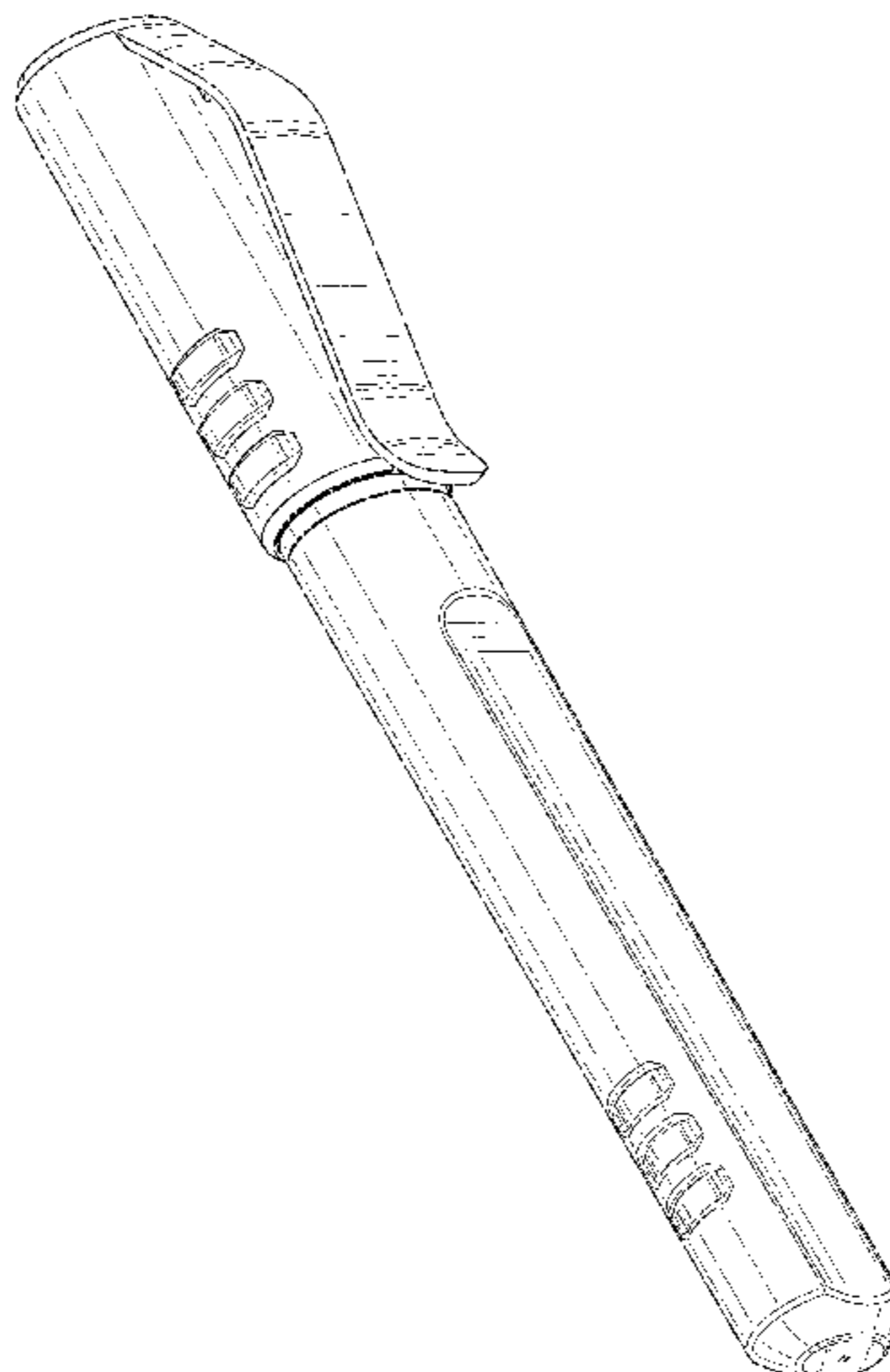
(57) **CLAIM**

The ornamental design for a “writing instrument,” as shown and described.

**DESCRIPTION**

FIG. 1 is a perspective view of a writing instrument showing our new design;  
FIG. 2 is a front view thereof;  
FIG. 3 is a back view thereof;  
FIG. 4 is a right side view thereof;  
FIG. 5 is a left side view thereof;  
FIG. 6 is a top view thereof; and,  
FIG. 7 is a bottom view thereof.  
The broken lines are shown for the purpose of illustrating portions of the writing instrument that form no part of the claimed design.

**1 Claim, 6 Drawing Sheets**



(56)

**References Cited**

U.S. PATENT DOCUMENTS

D691,654 S \* 10/2013 Nishida ..... D19/163  
D695,825 S \* 12/2013 Jiang ..... D19/163  
D699,288 S \* 2/2014 Jiang ..... D19/163

\* cited by examiner

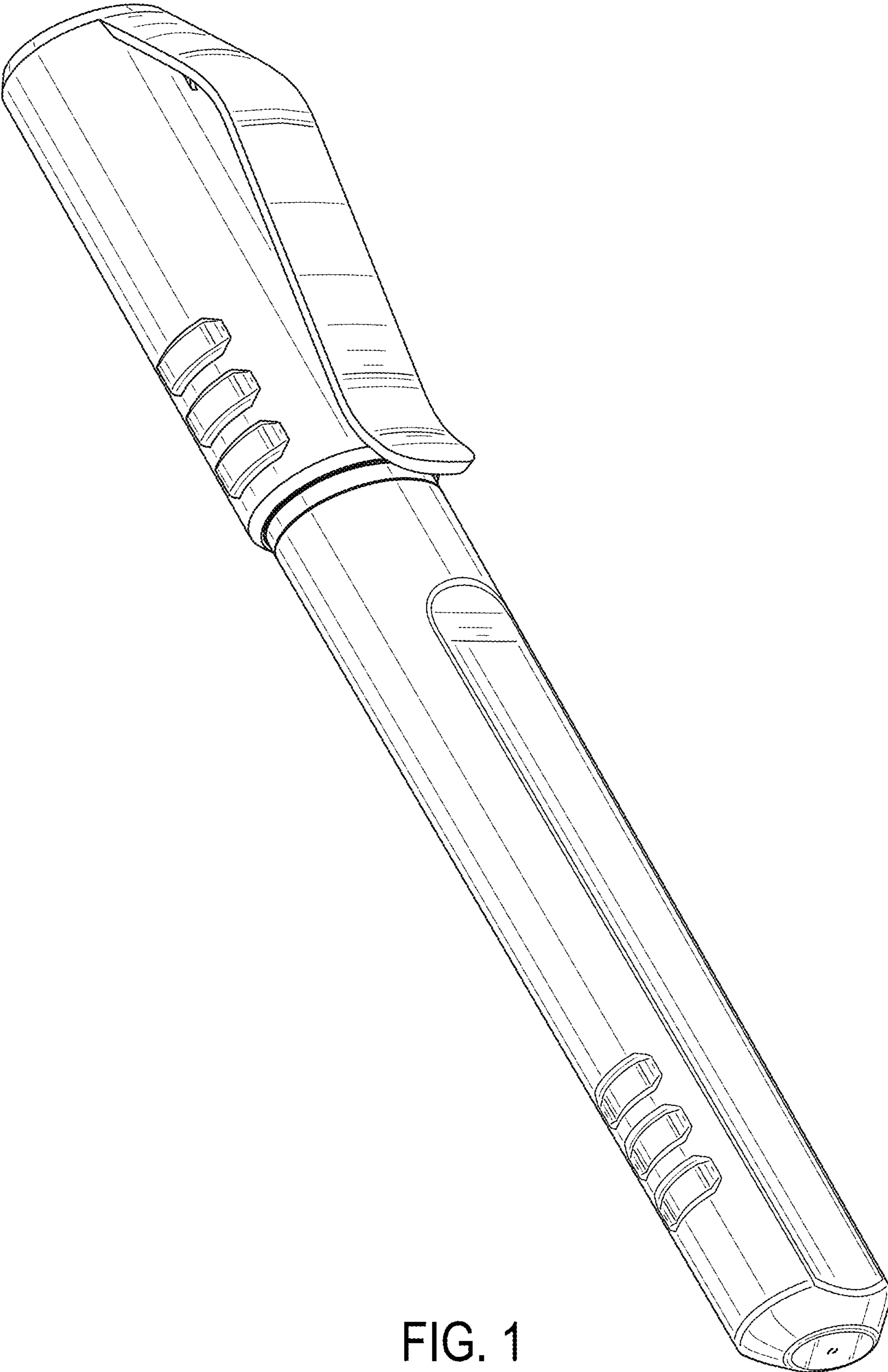


FIG. 1

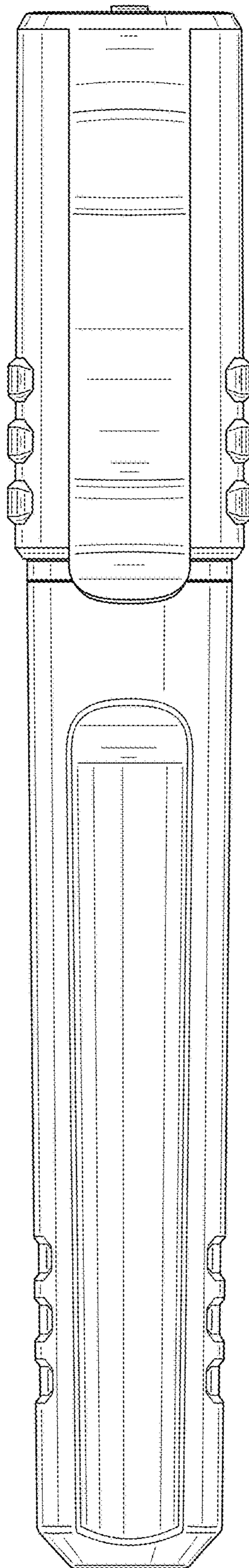


FIG. 2

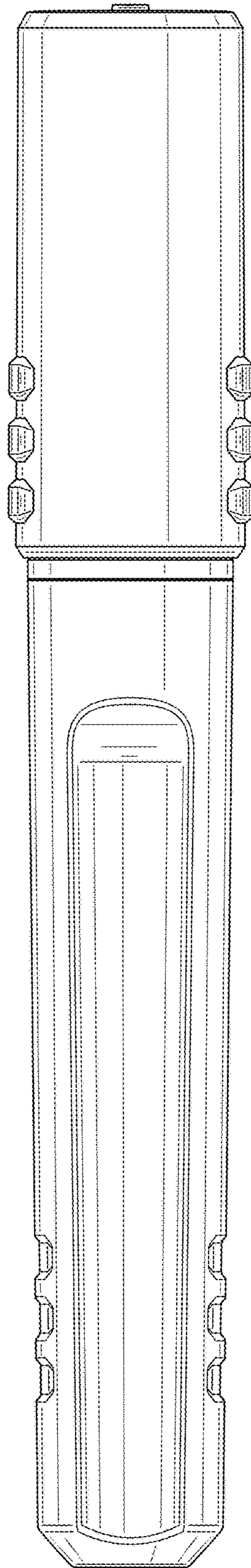


FIG. 3

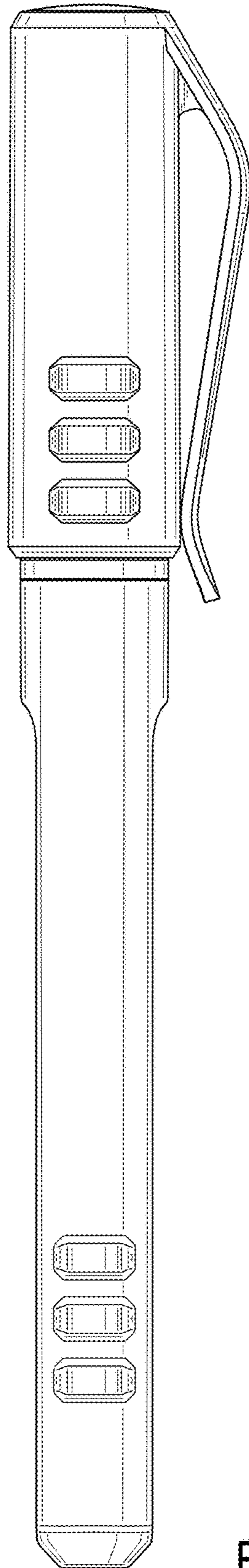


FIG. 4

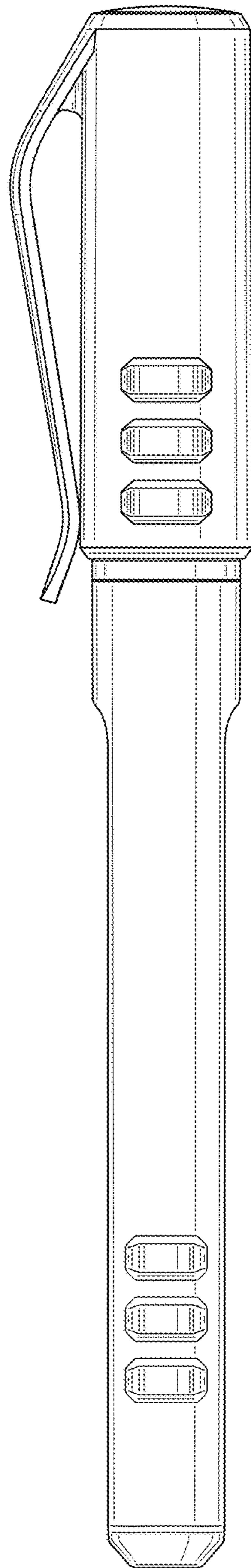


FIG. 5

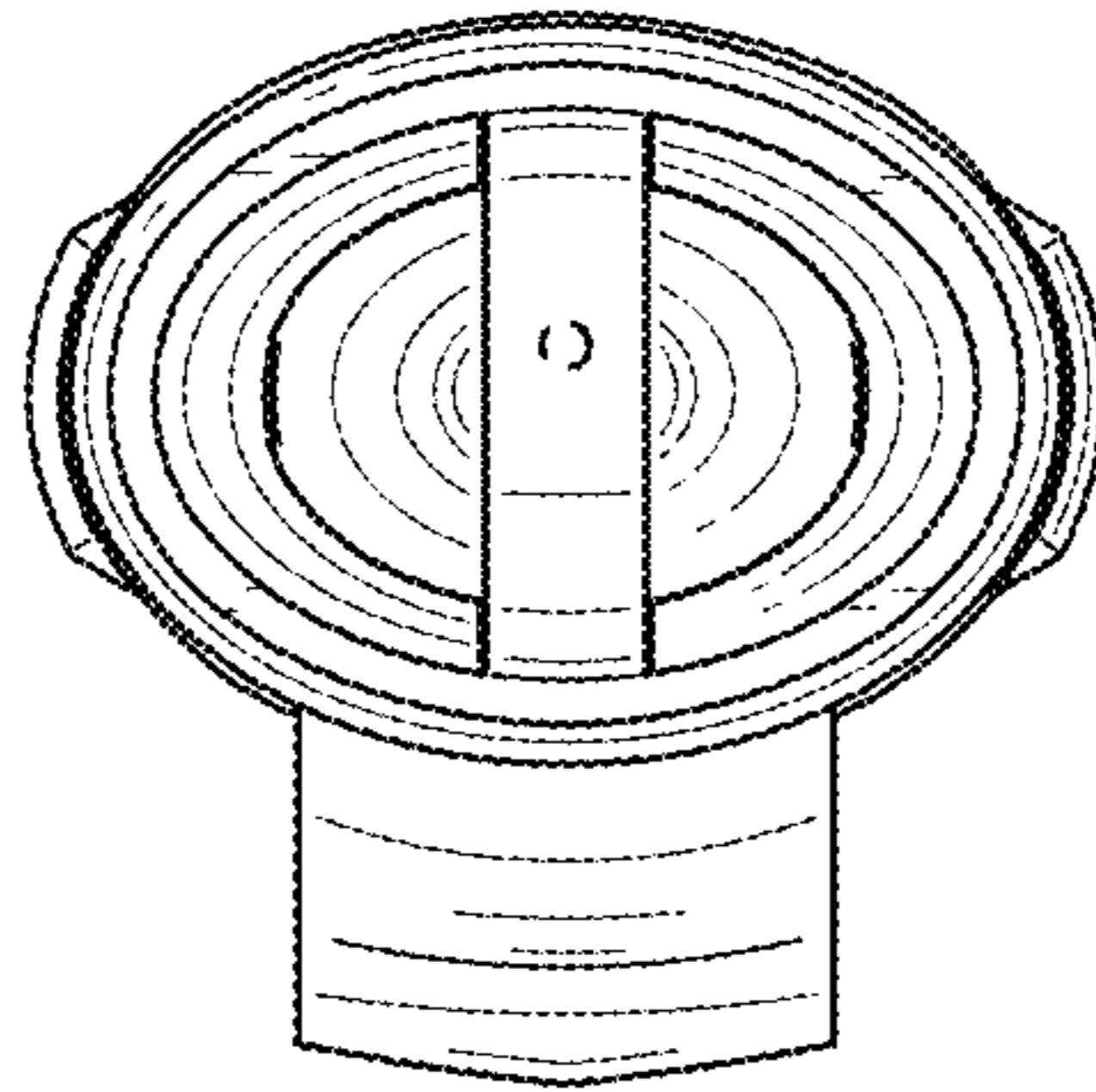


FIG. 6

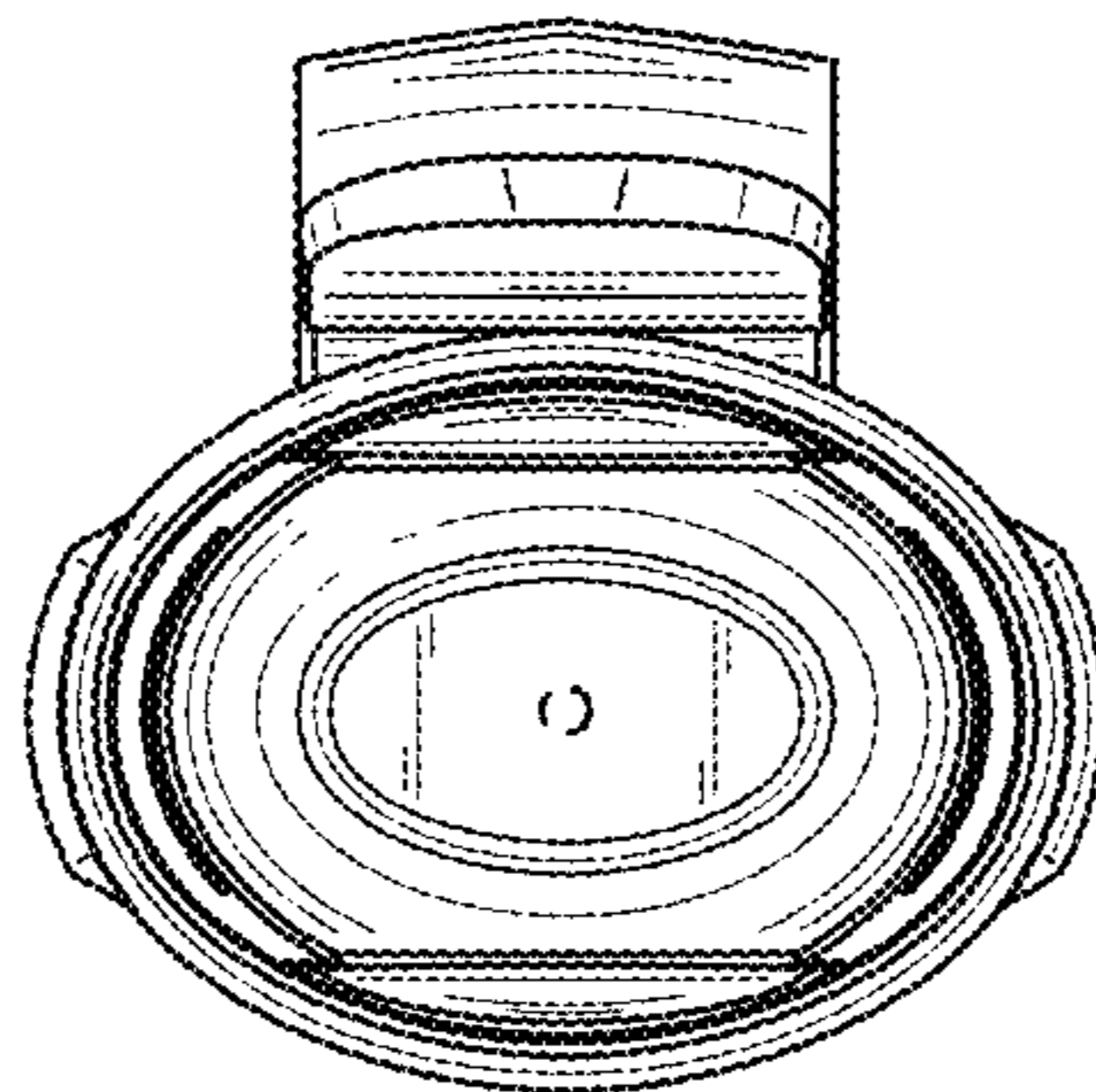


FIG. 7